



Epidemiology Unit Ministry of Health

231, De Saram Place, Colombo 10, Sri Lanka

Tel: (+94 11) 2695112, 2681548, 4740490, 4740491, 4740492 Fax: (+94 11) 2696583 E-mail: chepid@slt.net.lk, epidunit@slt.net.lk Web: www.epid.gov.lk

Coronavirus disease 2019 (COVID-19) - Situation Report – 09.05.2021– 10 a.m.

An outbreak of pneumonia of unknown reason was first reported on 31st December 2019 from Wuhan City in Hubei Province of China. On 7th Jan 2020, it was diagnosed as “Novel Corona Virus”. On 30/01, WHO has declared it as a Public Health Emergency of International Concern (PHEIC). On 11/02/2020 the WHO renamed the disease as COVID-19 and on 11/03/2020 declared as pandemic. The incubation period is reported as 2-14 days.

Patients identified in last 24H	
Total Confirmed	1896
Returnees (+ close contacts) from other countries	Sri Lankans 6 Foreigners 0
Kandakadu Rehab. Center detainees and their contacts	0
Hospital samples (admitted with clinical signs/symptoms)	0
New Year Cluster	1874
Prison cluster	16

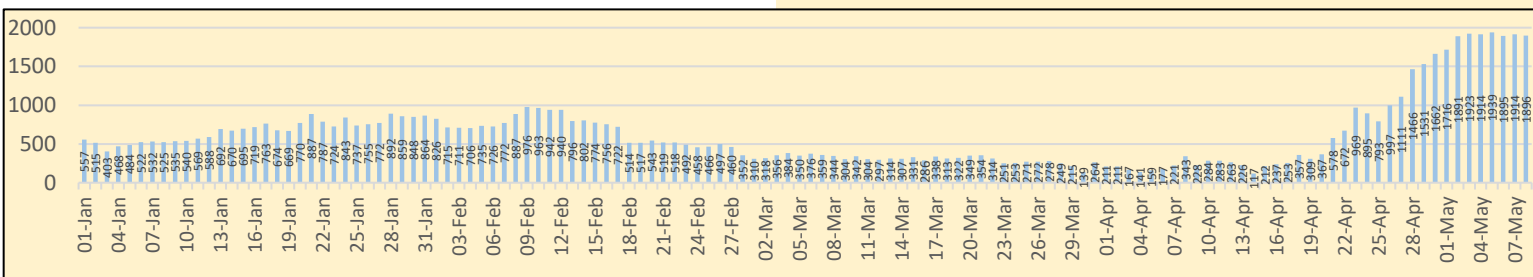
Details of COVID 19 diagnosed patients – Last 24H				
Number inward as at yesterday-10 am	COVID 19 Positive - last 24H	Discharged from the hospital - last 24H	Number of deaths - last 24H	Number inward as at today-10 am
17476	1896	1365	22	17985

Local Situation

Total Number Confirmed		123234
Imported Cases (Returnees from other countries)	Foreigners	313
	Sri Lankans	3793
Local Cases	Navy & their close contacts	950
	Kandakadu cluster & their close contacts	651
	Minuwangoda Cluster	3059
	Fish Market\ Harbour Cluster	82785
	Prison cluster	4948
	New Year Cluster	26422
	Others	313

Total Number Confirmed	123234
Total Number Recovered	104463
Total Number of Deaths	786
Confirmed and hospitalized - today 10 am	17985

Suspected and hospitalized - today 10 am	1314
---	-------------





COVID-19 Vaccination	1 st Dose	2 nd Dose
Covishield Vaccine	925242	194905
Sinopharm Vaccine (Chinese Nationals)	3158	2435
Sputnik V	2996	-

Country	Cumulative Cases per 1 million population	COVID-19 deaths per 1 million population
Sri Lanka	5652	36
India	15425	168
Singapore	10751	5.4
Australia	1178	36
South East Asian Region	11218	139

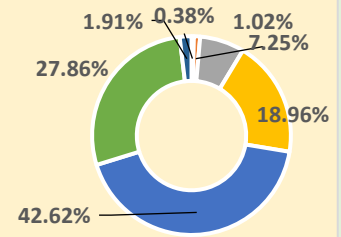
HEALTH DISTRICT	Count
COLOMBO	36773
GAMPAHA	22840
KALUTARA	9704
KURUNEGALA	5659
KANDY	5262
RATNAPURA	3570
GALLE	3567
MATARA	2351
MATALE	2036
PUTTALAM	1995
NUWARAELIYA	1938
BADULLA	1879
KEGALLE	1870
JAFFNA	1562
KALMUNAI	1317
MONERAGALA	1238
HAMBANTOTA	1085
ANURADHAPURA	957
TRINCOMALEE	883
BATTICOLOA	650
VAVUNIA	502
POLONNARUWA	458
AMPARA	446
MANNAR	338
KILINOCHCHI	209
MULLATIVU	77

Note: Considered only the individuals who contracted the disease from the districts

COVID 19 Deaths	786
	492
	294

Age distribution of deaths

- < 15
- 16 - 30
- 31 - 45
- 46 - 60
- 61 - 75
- 76 - 90
- >90



Number of COVID -19 suspected patients -1314						
Hospital	Total suspected up to			Today 10am		
	SL	Forei.	Total	SL	Forei.	Total
NIID	1396	76	1472	10	0	10
NHSL	44129	16	44145	99	0	99
TH Ragama	4733	5	4738	105	0	105
TH Karapitiya	1612	27	1639	58	0	58
TH A'pura	3062	2	3064	15	0	15
TH Kurun.	2706	1	2707	71	0	71
TH Jaffna	627	2	629	12	0	12
NH Kandy	2339	6	2345	101	0	101
TH Batti.	779	0	779	17	0	17
DGH Gampaha	1526	4	1530	59	0	59
DGH Negombo	2778	15	2793	62	0	62
TH Rathn.	1346	0	1346	16	0	16
PGH Badulla	781	2	783	35	0	35
LRH	525	0	525	5	0	5
DMH	2777	1	2778	12	0	12
DGH Polon'wa	2794	6	2800	14	0	14
TH Kalubowila	2455	5	2460	17	0	17
Castle St TH	845	0	845	4	0	4
BH Hambanthota	385	2	387	0	0	0
BH Mona'gala	862	0	862	12	0	12
BH Welikanda	69	1	70	0	0	0
DGH Kaluthara	1948	2	1950	79	0	79
Chest H. Welisara	2745	2	2747	39	0	39
Colombo East Base	347	0	347	10	0	10
G.H. Chilaw	8141	1	8142	17	0	17
G.H. Matara	241	2	243	0	0	0
KDU Hospital	18170	0	18170	-	0	-
G.H. Vavunia	387	0	387	1	0	1
B.H. Marawila	823	1	824	3	0	3
S.J.Pura TH	25807	2	25809	379	0	379
BH Theldeniya	171	0	171	8	0	8
BH Tangalle	141	1	142	14	0	14
NIMH	1248	0	1248	40	0	40
Total	Incorrect to total as transfers counts in both the institutions			1314	0	1314

Source: Epidemiology Unit, Disease Surveillance System

Hospital	Inward Today 10am			Discharged during last		
	SL	Forei	Total	SL	Forei	Total
NIID	153	0	153	18	0	18
BH Welikanda	96	0	96	14	0	14
Iranawila Hospital	107	0	107	0	0	0
BH Minuwangoda	44	0	44	14	0	14
Colombo East Base Hospital	108	0	108	7	0	7
TH Anuradhapura	102	0	102	8	0	8
Neville F' do hospital	506	0	506	33	0	33
DGH Hambanthota	221	0	221	34	0	34
DH Rambukkana	59	0	59	19	0	19
Kamburugamuwa	226	0	226	43	0	43
Kathankudy Hospital	81	0	81	26	0	26
BH Theldeniya	120	0	120	8	0	8
BH Homagama	168	0	168	23	0	23
BH Galgamuwa	0	0	0	0	0	0
BH Hingurakgoda	199	0	199	14	0	14
DH Abanpola	38	0	38	4	0	4
DH Lunawa	55	0	55	32	0	32
DH Ingiriya	28	0	28	0	0	0
DH Kosgama	51	0	51	7	0	7
DH Dankotuwa	73	0	73	0	0	0
DH Divulapitiya	89	0	89	17	0	17
DH Laggala Pallegama	102	0	102	19	0	19
DH Dompe	40	0	40	0	0	0
DH Pimbura	68	0	68	10	0	10
DH Karadiyanaru	82	0	82	4	0	4
DH Radawana	43	0	43	9	0	9
Ichchilampattu Hospital	76	0	76	4	0	4
DH Padiyathalawa	56	0	56	0	0	0
NHRD (Welisara)	27	0	27	2	0	2
DH Palamune	62	0	62	2	0	2
DH Undugoda	105	0	105	8	0	8
DH Narammala	60	0	60	10	0	10
DH Iththevana	27	0	27	1	0	1
DH Mathugama	62	0	62	0	0	0
DH Bandaragama	35	0	35	2	0	2
DH Nochchiyagama	30	0	30	11	0	11
DH Nawagamuwu	30	0	30	4	0	4
DH Bandarawela	42	0	42	2	0	2
DH Haguranketha	28	0	28	1	0	1
DH Beligala	59	0	59	7	0	7
DH Katugasthota	29	0	29	11	0	11
Army Hospital Panagoda	48	0	48	0	0	0
SLAF BH Katunayake	51	0	51	5	0	5
NIMH	15	0	15	2	0	2
Galuwapokuna Treat. Centre	80	0	80	23	0	23
Kandakadu treatment Centre	0	0	0	0	0	0
Galleia treatment Centre	435	0	435	0	0	0
Punani treatment Centre	620	0	620	134	0	134
Embilipitiya treatment Centre	173	0	173	31	0	31
Kahagolla treat. Centre	197	0	197	47	0	47
Samanalawewa treatment Centre	0	0	0	0	0	0
Rehabilitation Centre Ampara	104	0	104	17	0	17
Kahawatta treat. Centre	247	0	247	0	0	0
Wathupitiwela Treat. Centre	56	0	56	41	0	41
Bingiriya treat. Centre	473	0	473	89	0	89
Rambukkana treat. Centre	239	0	239	45	0	45
Polgolla treatment Centre	0	0	0	0	0	0
Yakkala treatment Centre	113	0	113	18	0	18
Kopai treatment Centre	322	0	322	112	0	112
Police training school Kalutara	0	0	0	0	0	0
Karandeniya treatment Centre	128	0	128	0	0	0
Panideniya treat. Centre	314	0	314	62	0	62
Darga town treatment Centre	118	0	118	16	0	16
BH Warakapola	202	0	202	23	0	23
Krishnapuram Treatment Center - Kilinochchi	102	0	102	0	0	0
Dambaeniya Treat. Centre	303	0	303	47	0	47
Hikkaduwa Treat. Centre	202	0	202	26	0	26
Weligama Treat. Centre	80	0	80	0	0	0
Giriulla Treat. Centre	395	0	395	78	0	78
Bidunnewwa Treat. Centre	146	0	146	41	0	41
Koggala Beach Hotel	289	0	289	21	0	21
Hikkaduwa Super Corel-ICC	0	0	0	0	0	0
Habaraduwa treat. Centre	0	0	0	0	0	0
Hanthana treat. Centre	73	0	73	29	0	29
Kundasale treat. centre	95	0	95	3	0	3
Punani Brandix treat. Rx Centre	215	0	215	27	0	27