



Epidemiology Unit Ministry of Health

231, De Saram Place, Colombo 10, Sri Lanka

Tel: (+94 11) 2695112, 2681548, 4740490, 4740491, 4740492 Fax: (+94 11) 2696583 E-mail: chepid@slt.net.lk, epidunit@slt.net.lk Web: www.epid.gov.lk

Coronavirus disease 2019 (COVID-19) - Situation Report – 09.06.2021– 10 a.m.

An outbreak of pneumonia of unknown reason was first reported on 31st December 2019 from Wuhan City in Hubei Province of China. On 7th Jan 2020, it was diagnosed as “Novel Corona Virus”. On 30/01, WHO has declared it as a Public Health Emergency of International Concern (PHEIC). On 11/02/2020 the WHO renamed the disease as COVID-19 and on 11/03/2020 declared as pandemic. The incubation period is reported as 2-14 days.

Patients identified in last 24H	
Total Confirmed	2682
Returnees (+ close contacts) from other countries	Sri Lankans 45 Foreigners 0
Kandakadu Rehab. Center detainees and their contacts	0
Hospital samples (admitted with clinical signs/symptoms)	0
New Year Cluster	2573
Prison cluster	64

Details of COVID 19 diagnosed patients – Last 24H				
Number inward as at yesterday-10 am	COVID 19 Positive – last 24H	Discharged from the hospital – last 24H	Number of deaths – last 24H	Number inward/waiting to admit as at today-10 am
27931	2682	2168	54	28391

Local Situation

Total Number Confirmed		210661
Imported Cases (Returnees from other countries)	Foreigners	318
	Sri Lankans	4528
Local Cases	Navy & their close contacts	950
	Kandakadu cluster & their close contacts	651
	Minuwangoda Cluster	3059
	Fish Market\ Harbour Cluster	82785
	Prison cluster	6507
	New Year Cluster	111550
Others	313	



Total Number Confirmed	210661
Total Number Recovered	180427
Total Number of Deaths	1843
Hospitalized/waiting to admit – today 10 am	28391

Suspected and hospitalized – today 10 am	1390
---	-------------

COVID-19 Vaccination	1 st Dose	2 nd Dose
Covishield Vaccine	925242	353789
Sinopharm Vaccine	1033028	166
Sputnik V	64986	-

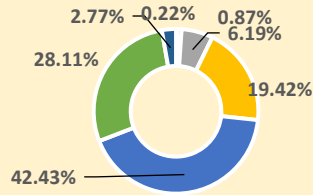
Country	Cumulative Cases per 1 million population	COVID-19 deaths per 1 million population
Sri Lanka	9663	84
India	20876	251
Singapore	10751	6
Australia	1183	36
South East Asian Region	16155	210

District	1 st Wave	2 nd Wave	3 rd Wave	Total
Colombo	174	32123	20791	53088
Gampaha	51	18483	17470	36004
Kalutara	72	6986	15757	22815
Kandy	19	5710	5543	11272
Kurunagala	30	3191	7483	10704
Galle	4	2645	6349	8998
Ratnapura	9	3654	4806	8469
Matara	4	1544	3493	5041
Matale	5	1214	3239	4458
Nuwara Eliya	2	1259	3669	4930
Kegalle	10	1770	2156	3936
Jaffna	16	1441	2227	3684
Badulla	4	1358	2387	3749
Puttalam	39	1024	2099	3162
Anuradhapura	31	820	2155	3006
Hambantota	3	710	1920	2633
Trincomalee	4	651	1708	2363
Monaragala	6	545	1603	2154
Polonnaruwa	10	475	1347	1832
Ampara	9	498	978	1485
Kalmunai	18	1296	166	1480
Batticaloa	1	699	893	1593
Vavuniya	2	623	477	1102
Mullaitivu	0	278	657	935
Kilinochchi	0	250	735	985
Mannar	0	379	227	606

COVID 19 Deaths	1843
	1085
	758

Age distribution of deaths

- < 15
- 16 - 30
- 31 - 45
- 46 - 60
- 61 - 75
- 76 - 90
- >90



Number of COVID -19 suspected patients - 1390

Hospital	Total suspected up to now			Today 10am		
	SL	Forei.	Total	SL	Forei.	Total
NIID	1456	76	1532	12	0	12
NHSL	47936	16	47952	152	0	152
TH Ragama	6951	5	6956	169	0	169
TH Karapitiya	2477	27	2504	79	0	79
TH A'pura	3945	2	3947	23	0	23
TH Kurun.	3710	1	3711	3	0	3
TH Jaffna	842	2	844	26	0	26
NH Kandy	2751	6	2757	13	0	13
TH Batti.	1129	0	1129	61	0	61
DGH Gampaha	2063	4	2067	94	0	94
DGH Negombo	3325	15	3340	79	0	79
TH Rathn.	1890	0	1890	57	0	57
PGH Badulla	1160	2	1162	54	0	54
LRH	710	0	710	21	0	21
DMH	2903	1	2904	16	0	16
DGH Polon'wa	3368	6	3374	10	0	10
TH Kalubowila	6693	5	6698	4	0	4
Castle St TH	917	0	917	18	0	18
BH Hambanthota	391	2	393	0	0	0
BH Mona'gala	1056	0	1056	6	0	6
BH Welikanda	69	1	70	0	0	0
DGH Kaluthara	3939	2	3941	145	0	145
Chest H. Welisara	3031	2	3033	10	0	10
Colombo East Base	407	0	407	5	0	5
G.H. Chilaw	8682	1	8683	20	0	20
G.H. Matara	241	2	243	0	0	0
KDU Hospital	20524	0	20524	57	0	57
G.H. Vavunia	429	0	429	11	0	11
B.H. Marawila	949	1	950	2	0	2
S.J.Pura TH	32261	2	32263	180	0	180
BH Theldeniya	175	0	175	6	0	6
BH Tangalle	235	1	236	7	0	7
NIMH	1448	0	1448	50	0	50
Total	Incorrect to total as transfers counts in both the		1390	0	1390	

Source: Epidemiology Unit, Disease Surveillance System

