



Epidemiology Unit Ministry of Health

231, De Saram Place, Colombo 10, Sri Lanka

Tel: (+94 11) 2695112, 2681548, 4740490, 4740491, 4740492 Fax: (+94 11) 2696583 E-mail: chepid@slt.net.lk, epidunit@slt.net.lk Web: www.epid.gov.lk

Coronavirus disease 2019 (COVID-19) - Situation Report – 11.06.2021– 10 a.m.

An outbreak of pneumonia of unknown reason was first reported on 31st December 2019 from Wuhan City in Hubei Province of China. On 7th Jan 2020, it was diagnosed as “Novel Corona Virus”. On 30/01, WHO has declared it as a Public Health Emergency of International Concern (PHEIC). On 11/02/2020 the WHO renamed the disease as COVID-19 and on 11/03/2020 declared as pandemic. The incubation period is reported as 2-14 days.

Patients identified in last 24H	
Total Confirmed	2738
Returnees (+ close contacts) from other countries	Sri Lankans 21 Foreigners 2
Kandakadu Rehab. Center detainees and their contacts	0
Hospital samples (admitted with clinical signs/symptoms)	0
New Year Cluster	2637
Prison cluster	78

Details of COVID 19 diagnosed patients – Last 24H				
Number inward as at yesterday-10 am	COVID 19 Positive – last 24H	Discharged from the hospital – last 24H	Number of deaths – last 24H	Number inward/waiting to admit as at today-10 am
29248	2738	1852	75	30059

Local Situation

Total Number Confirmed		216134
Imported Cases (Returnees from other countries)	Foreigners	326
	Sri Lankans	4562
Local Cases	Navy & their close contacts	950
	Kandakadu cluster & their close contacts	651
	Minuwangoda Cluster	3059
	Fish Market\ Harbour Cluster	82785
	Prison cluster	6608
	New Year Cluster	116880
Others	313	



Total Number Confirmed	216134
Total Number Recovered	184090
Total Number of Deaths	1985
Hospitalized/waiting to admit – today 10 am	30059

Suspected and hospitalized – today 10 am	1314
---	-------------

COVID-19 Vaccination	1 st Dose	2 nd Dose
Covishield Vaccine	925242	354993
Sinopharm Vaccine	1166707	32445
Sputnik V	64986	-

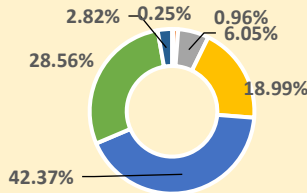
Country	Cumulative Cases per 1 million population	COVID-19 deaths per 1 million population
Sri Lanka	9914	92
India	20876	251
Singapore	10751	6
Australia	1183	36
South East Asian Region	16155	210

District	1 st Wave	2 nd Wave	3 rd Wave	Total
Colombo	174	32123	21768	54065
Gampaha	51	18483	18458	36992
Kalutara	72	6986	16416	23474
Kandy	19	5710	5769	11498
Kurunagala	30	3191	7869	11090
Galle	4	2645	6506	9155
Ratnapura	9	3654	4978	8641
Matara	4	1544	3569	5117
Matale	5	1214	3304	4523
Nuwara Eliya	2	1259	3898	5159
Kegalle	10	1770	2316	4096
Jaffna	16	1441	2325	3782
Badulla	4	1358	2707	4069
Puttalam	39	1024	2202	3265
Anuradhapura	31	820	2220	3071
Hambantota	3	710	2008	2721
Trincomalee	4	651	1845	2500
Monaragala	6	545	1726	2277
Polonnaruwa	10	475	1367	1852
Ampara	9	498	1001	1508
Kalmunai	18	1296	177	1491
Batticaloa	1	699	1056	1756
Vavuniya	2	623	482	1107
Mullaitivu	0	278	661	939
Kilinochchi	0	250	770	1020
Mannar	0	379	236	615

COVID 19 Deaths		1985
		1165
		820

Age distribution of deaths

- < 15
- 16 - 30
- 31 - 45
- 46 - 60
- 61 - 75
- 76 - 90
- >90



Number of COVID -19 suspected patients - 1314

Hospital	Total suspected up to now			Today 10am		
	SL	Forei.	Total	SL	Forei.	Total
NIID	1458	76	1534	9	0	9
NHSL	48164	16	48180	155	0	155
TH Ragama	7090	5	7095	157	0	157
TH Karapitiya	2514	27	2541	98	0	98
TH A'pura	3981	2	3983	9	0	9
TH Kurun.	3735	1	3736	0	0	0
TH Jaffna	881	2	883	18	0	18
NH Kandy	2767	6	2773	0	0	0
TH Batti.	1153	0	1153	60	0	60
DGH Gampaha	2088	4	2092	96	0	96
DGH Negombo	3359	15	3374	73	0	73
TH Rathn.	1931	0	1931	69	0	69
PGH Badulla	1179	2	1181	52	0	52
LRH	724	0	724	19	0	19
DMH	2913	1	2914	16	0	16
DGH Polon'wa	3387	6	3393	9	0	9
TH Kalubowila	6879	5	6884	0	0	0
Castle St TH	957	0	957	5	0	5
BH Hambanthota	391	2	393	0	0	0
BH Mona'gala	1056	0	1056	5	0	5
BH Welikanda	69	1	70	0	0	0
DGH Kaluthara	4040	2	4042	155	0	155
Chest H. Welisara	3046	2	3048	16	0	16
Colombo East Base	410	0	410	4	0	4
G.H. Chilaw	8703	1	8704	27	0	27
G.H. Matara	241	2	243	0	0	0
KDU Hospital	20576	0	20576	52	0	52
G.H. Vavunia	435	0	435	9	0	9
B.H. Marawila	961	1	962	3	0	3
S.J.Pura TH	32598	2	32600	143	0	143
BH Theldeniya	175	0	175	6	0	6
BH Tangalle	235	1	236	7	0	7
NIMH	1462	0	1462	42	0	42
Total	Incorrect to total as transfers counts in both the		1314	0	1314	

Source: Epidemiology Unit, Disease Surveillance System

