



Epidemiology Unit Ministry of Health

231, De Saram Place, Colombo 10, Sri Lanka

Tele: (+94 11) 2695112, 2681548, 4740490, 4740491, 4740492 Fax: (+94 11) 2696583 E-mail: chepid@slt.net.lk, epidunit@slt.net.lk Web: www.epid.gov.lk

Coronavirus disease 2019 (COVID-19) - Situation Report – 13.04.2021– 10 a.m.

An outbreak of pneumonia of unknown reason was first reported on 31st December 2019 from Wuhan City in Hubei Province of China. On 7th Jan 2020, it was diagnosed as “Novel Corona Virus”. On 30/01, WHO has declared it as a Public Health Emergency of International Concern (PHEIC). On 11/02/2020 the WHO renamed the disease as COVID-19 and on 11/03/2020 declared as pandemic. The incubation period is reported as 2-14 days.

Patients identified in last 24H	
Total Confirmed	263
Returnees (+ close contacts) from other countries	Sri Lankans 36 Foreigners 2
Kandakadu Rehab. Center detainees and their contacts	0
Hospital samples (admitted with clinical signs/symptoms)	0
Sub clusters related to Peliyagoda cluster	205
Prison cluster	20

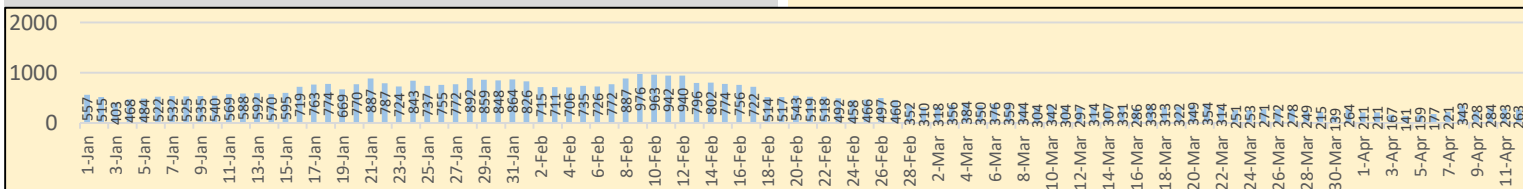
Details of COVID 19 diagnosed patients – Last 24H				
Number inward as at yesterday-10 am	COVID 19 Positive - last 24H	Discharged from the hospital - last 24H	Number of deaths - last 24H	Number inward as at today-10 am
2758	263	151	4	2866

Local Situation

Total Number Confirmed		95394
Imported Cases (Returnees from other countries)	Foreigners	251
	Sri Lankans	2987
Local Cases	Navy & their close contacts	950
	Kandakadu cluster & their close contacts	651
	Sub clusters related to Minuwangoda/Peliyagoda/ Prison cluster	90242
	Others	313

Total Number Confirmed	95394
Total Number Recovered	91926
Total Number of Deaths	602
Confirmed and hospitalized - today 10 am	2866

Suspected and hospitalized - today 10 am	218
---	------------





COVID-19 Total Vaccinated	925242
---------------------------	--------

Country	Cumulative Cases per 1 million population	COVID-19 deaths per 1 million population
Sri Lanka	4375	27
India	9047	119
Singapore	10336	5
Australia	1151	36
South East Asian Region	7526	110

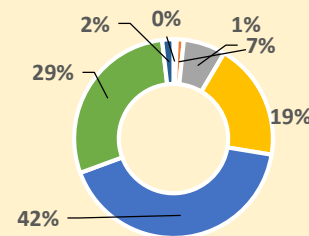
HEALTH DISTRICT	Count
COLOMBO	30373
GAMPAHA	18636
PUTTALAM	1291
KALUTARA	6781
ANURADHAPURA	655
KANDY	4260
KURUNEGALA	2777
POLONNARUWA	243
JAFFNA	1227
RATNAPURA	3032
KEGALLE	1715
MONERAGALA	637
KALMUNAI	1293
MATALE	1064
GALLE	2511
AMPARA	335
BADULLA	1570
MATARA	1834
BATTICOLOA	596
HAMBANTOTA	759
VAVUNIA	432
TRINCOMALEE	553
NUWARAELIYA	1391
KILINOCHCHI	142
MANNAR	290
MULLATIVU	61

Note: Considered only the individuals who contracted the disease from the districts

COVID 19 Deaths	602
	378
	224

Age distribution of deaths

- < 15
- 16 - 30
- 31 - 45
- 46 - 60
- 61 - 75
- 76 - 90
- >90



Number of COVID -19 suspected patients -218						
Hospital	Total suspected up to			Today 10am		
	SL	Forei.	Total	SL	Forei.	Total
NIID	1360	76	1436	3	0	3
NHSL	36179	16	36195	1	0	1
TH Ragama	4088	5	4093	4	0	4
TH Karapitiya	1165	27	1192	3	0	3
TH A'pura	2722	2	2724	4	0	4
TH Kurun.	2108	1	2109	3	0	3
TH Jaffna	541	2	543	0	0	0
NH Kandy	1953	6	1959	7	0	7
TH Batti.	687	0	687	3	0	3
DGH Gampaha	1175	4	1179	1	0	1
DGH Negombo	2494	15	2509	0	0	0
TH Rathn.	1140	0	1140	1	0	1
PGH Badulla	527	2	529	3	0	3
LRH	483	0	483	0	0	0
DMH	2664	1	2665	3	0	3
DGH Polon'wa	2182	6	2188	3	0	3
TH Kalubowila	2077	5	2082	3	0	3
Castle St TH	809	0	809	0	0	0
BH Hambanthota	385	2	387	0	0	0
BH Mona'gala	654	0	654	0	0	0
BH Welikanda	69	1	70	0	0	0
DGH Kaluthara	1515	2	1517	1	0	1
Chest H. Welisara	2355	2	2357	12	0	12
Colombo East Base	318	0	318	1	0	1
G.H. Chilaw	7260	1	7261	10	0	10
G.H. Matara	241	2	243	0	0	0
KDU Hospital	14689	0	14689	52	0	52
G.H. Vavunia	362	0	362	1	0	1
B.H. Marawila	726	1	727	2	0	2
S.J.Pura TH	19376	2	19378	63	0	63
BH Theldeniya	158	0	158	3	0	3
BH Tangalle	93	1	94	0	0	0
NIMH	1074	0	1074	31	0	31
Total	Incorrect to total as transfers counts in both the institutions			218	0	218

Source: Epidemiology Unit, Disease Surveillance System

	Inward Today 10am			Discharged during last		
	SL	Forei	Total	SL	Foreign	Total
NIID	69	0	69	15	0	15
BH Welikanda	29	0	29	8	0	8
Iranawila Hospital	37	0	37	2	0	2
BH Minuwangoda	24	0	24	2	0	2
Colombo East Base Hospital	42	0	42	0	0	0
TH Anuradhapura	30	0	30	0	0	0
Neville F'do hospital	74	0	74	2	0	2
DGH Hambanthota	59	0	59	0	0	0
DH Rambukkana	0	0	0	0	0	0
Kamburugamuwa	15	0	15	7	0	7
Kathankudy Hospital	1	0	1	0	0	0
BH Theldeniya	17	0	17	1	0	1
BH Homagama	63	0	63	4	0	4
BH Galgamuwa	0	0	0	0	0	0
DH Abanpola	21	0	21	5	0	5
DH Lunawa	44	0	44	3	0	3
DH Ingiriya	5	0	5	0	0	0
DH Kosgama	16	0	16	3	0	3
DH Dankotuwa	20	0	20	0	0	0
DH Divulapitiya	25	0	25	3	0	3
DH Laggala Pallegama	44	0	44	1	0	1
DH Dompe	4	0	4	0	0	0
DH Pimbura	17	0	17	0	0	0
DH Karadiyanaru	21	0	21	0	0	0
DH Radawana	19	0	19	0	0	0
Ichchilampattu Hospital	32	0	32	1	0	1
DH Padiyathalawa	0	0	0	0	0	0
NHRD (Welisara)	0	0	0	0	0	0
DH Palamune	3	0	3	2	0	2
DH Udugoda	0	0	0	0	0	0
DH Narammala	21	0	21	3	0	3
DH Iththevana	0	0	0	0	0	0
DH Mathugama	8	0	8	0	0	0
DH Bandaragama	5	0	5	1	0	1
DH Nochchiyagama	2	0	2	0	0	0
DH Nawagamuwa	3	0	3	1	0	1
DH Bandarawela	0	0	0	0	0	0
DH Haguranketha	1	0	1	0	0	0
Army Hospital Panagoda	2	0	2	0	0	0
SLAF BH Katunayake	0	0	0	2	0	2
NIMH	10	0	10	0	0	0
Kandakadu treatment Centre	0	0	0	0	0	0
Gallela treatment Centre	0	0	0	0	0	0
Punani treatment Centre	0	0	0	0	0	0
Embilipitiya treatment Centre	132	0	132	3	0	3
Kahagolla treat. Centre	9	0	9	0	0	0
Samanalawewa treatment Centre	0	0	0	0	0	0
Rehabilitation Centre Ampara	5	0	5	2	0	2
Kahawatta treat. Centre	0	0	0	0	0	0
Wathupitiwela Treat. Centre	22	0	22	0	0	0
Bingiriya treat. Centre	71	0	71	0	0	0
Rambukkana treat. Centre	4	0	4	0	0	0
Poigolla treatment Centre	26	0	26	13	0	13
Yakkala treatment Centre	28	0	28	1	0	1
Kopai treatment Centre	364	0	364	28	0	28
Police training school Kalutara	0	0	0	0	0	0
Karandeniya treatment Centre	0	0	0	0	0	0
Panideniya treat. Centre	29	0	29	6	0	6
Darga town treatment Centre	7	0	7	0	0	0
BH Warakapola	53	0	53	1	0	1
Krishnapuram Treatment Center - Kilinochchi	89	0	89	1	0	1
Dambadeniya Treat. Centre	142	0	142	5	0	5
Hikkaduwa Treat. Centre	45	0	45	0	0	0
Weligama Treat. Centre	10	0	10	3	0	3
Giriulla Treat. Centre	115	0	115	13	0	13
Bidunwewa Treat. Centre	18	0	18	7	0	7
Koggala Beach Hotel	56	0	56	2	0	2
Hikkaduwa Super Corel-ICC	0	0	0	0	0	0
Habaraduwa treat. Centre	0	0	0	0	0	0