



Epidemiology Unit

Ministry of Health & Indigenous Medical Services

231, De Saram Place, Colombo 10, Sri Lanka

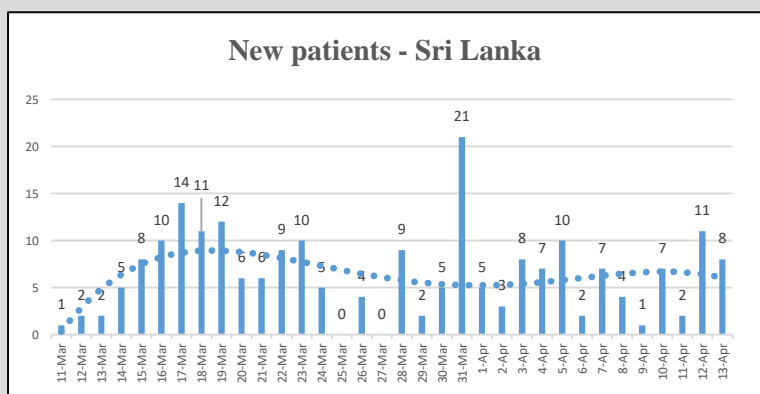
Tele: (+94 11) 2695112, 2681548, 4740490, 4740491, 4740492 Fax: (+94 11) 2696583 E-mail: chepid@stnet.lk, epidunit@stnet.lk Web: www.epid.gov.lk

Coronavirus disease 2019 (COVID-19) - Situation Report – 14.04.2020 – 10.00am

An outbreak of pneumonia of unknown reason was first reported on 31st December 2019 from Wuhan City in Hubei Province of China. On 7th Jan 2020, it was diagnosed as “Novel Corona Virus”. On 30/01, WHO has declared it as a Public Health Emergency of International Concern (PHEIC). On 11/02/2020 the WHO renamed the disease as COVID-19 and on 11/03/2020 declared as pandemic. The incubation period is reported as 2-14 days.

Local Situation

Total Number Confirmed	218*
Total Number Recovered	59
Total Number of Deaths	7
Confirmed and hospitalized - today 10am	152**
Suspected and hospitalized - today 10am	142#

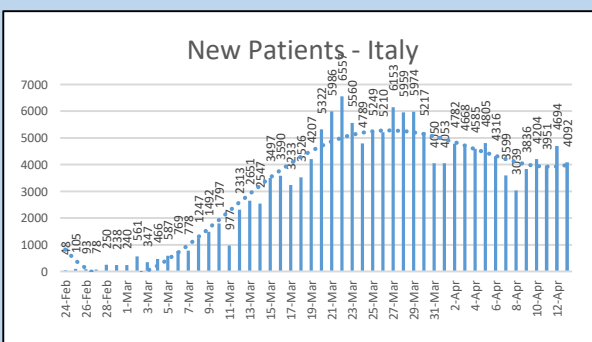
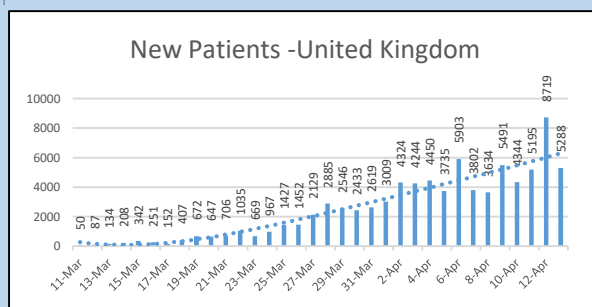
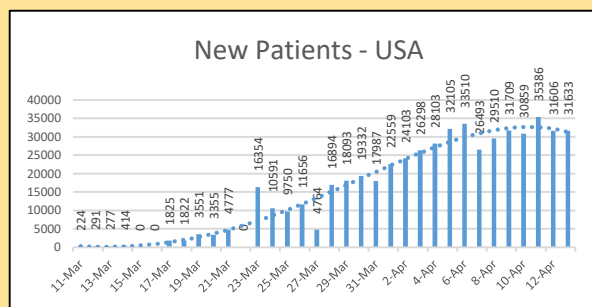
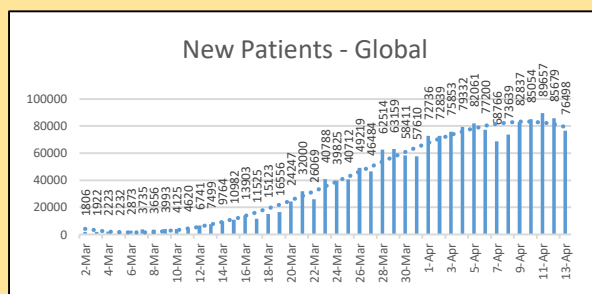


Details of COVID 19 diagnosed patients – Last 24H				
Number inward as at yesterday-10 am	COVID 19 Positive - last 24H	Recovered and discharged from the hospital - last 24H	Number of deaths - last 24H	Number inward as at today-10 am
147	8	3	0	152**

	Inward Today 10am			Discharged during last 24H		
	SL	Foreign	Total	SL	Foreign	Total
NIID	86	1	87	1	0	1
BH Welikanda	30	0	30	1	0	1
Colombo East Base Hospital	26	0	26	1	0	1
Iranawila Hospital	5	0	5	0	0	0
In the process of sending to a treatment center	4	0	4			
Total	151	1	152**	3	0	3

Global Situation

- 1,773,084 – Laboratory_confirmed cases
 - 111,652 - deaths
 - Patients from 211 countries/territories
- Ref. WHO situation report - 13/04/2020



Number of COVID -19 suspected patients –142#						
Hospital	Total suspected up to now			Today 10am		
	SL	Forei.	Total	SL	Forei.	Total
NIID	614	74	688	4	0	4
NHSL	254	10	264	4	0	4
TH Ragama	380	4	384	23	0	23
TH Karapitiya	223	17	240	0	0	0
TH A'pura	168	2	170	2	0	2
TH Kurun.	211	1	212	12	0	12
TH Jaffna	65	2	67	0	0	0
NH Kandy	104	6	110	2	0	2
TH Battico.	73	0	73	2	0	2
DGH Gampaha	232	4	236	5	0	5
DGH Negombo	356	13	369	7	0	7
TH Rathn.	172	0	172	3	0	3
PGH Badulla	40	1	41	0	0	0
LRH	39	0	39	0	0	0
DMH	23	0	23	2	0	2
DGH Polon'wa	133	6	139	0	0	0
TH Kalubowila	119	1	120	8	0	8
Castle St TH	22	0	22	0	0	0
BH Ham'thota	130	1	131	2	0	2
BH Mona'gala	61	0	61	2	0	2
BH Welikanda	52	1	53	19	0	19
DGH Kaluthara	276	0	276	10	0	10
Chest H. Welisara	13	0	13	1	0	1
Colombo East Base Hospital	16	0	16	4	0	4
BH Homagama	187	4	191	12	0	12
Dr Neville F. Ho	42	0	42	1	0	1
G.H. Chilaw	320	0	320	5	0	5
G.H. Matara	42	2	44	0	0	0
KDU Hospital	23	0	23	0	0	0
G.H. Vavunia	54	0	54	3	0	3
B.H. Marawila	48	0	48	0	0	0
S.J.Pura TH	248	0	248	8	0	8
B.H. Beruwala	2	0	2	1	0	1
Total	Incorrect to total as transfers counts in both the institutions			142	0	142#

Source : Epidemiology Unit, Disease Surveillance System

District Distribution of Confirmed Patients	
HEALTH DISTRICT	Count
COLOMBO	45
KALUTARA	44
PUTTALAM	34
GAMPAHA	25
KANDY	7
JAFFNA	7
RATNAPURA	5
KURUNEGALA	2
MATARA	2
KALMUNAI	2
KEGALLE	2
GALLE	1
BATTICOLOA	1
BADULLA	1
MATALE	0
NUWARAELIYA	0
HAMBANTOTA	0
KILINCHCHI	0
MANNAR	0
VAVUNIA	0
MULLATIVU	0
AMPARA	0
TRINCOMALEE	0
ANURADHAPURA	0
POLONNARUWA	0
MONERAGALA	0
QUARANTINE CENTERS	37
FOREIGNERS	3
Total	218*