

Epidemiology Unit Ministry of Health

231, De Saram Place, Colombo 10, Sri Lanka

Tele: (+94 11) 2695112, 2681548, 4740490, 4740491, 4740492 Fax: (+94 11) 2696583 E-mail: chepid@slt.net.lk, epidunit@slt.net.lk Web: www.epid.gov.lk

Coronavirus disease 2019 (COVID-19) - Situation Report – 15.04.2021– 10 a.m.

An outbreak of pneumonia of unknown reason was first reported on 31st December 2019 from Wuhan City in Hubei Province of China. On 7th Jan 2020, it was diagnosed as “Novel Corona Virus”. On 30/01, WHO has declared it as a Public Health Emergency of International Concern (PHEIC). On 11/02/2020 the WHO renamed the disease as COVID-19 and on 11/03/2020 declared as pandemic. The incubation period is reported as 2-14 days.

Patients identified in last 24H	
Total Confirmed	117
Returnees (+ close contacts) from other countries	Sri Lankans 18 Foreigners 0
Kandakadu Rehab. Center detainees and their contacts	0
Hospital samples (admitted with clinical signs/symptoms)	0
Sub clusters related to Peliyagoda cluster	99
Prison cluster	0

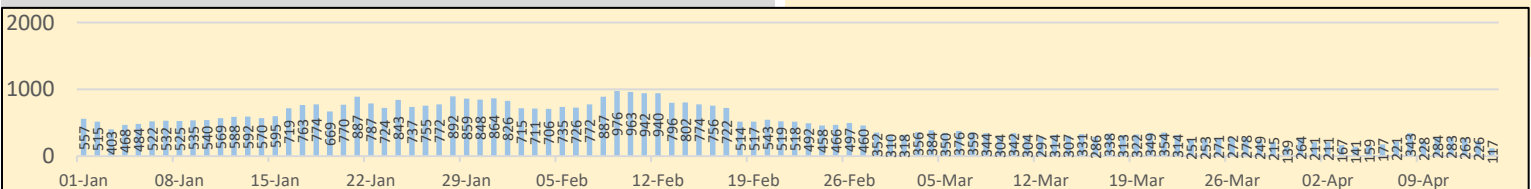
Details of COVID 19 diagnosed patients – Last 24H				
Number inward as at yesterday-10 am	COVID 19 Positive - last 24H	Discharged from the hospital - last 24H	Number of deaths - last 24H	Number inward as at today-10 am
2867	117	157	2	2825

Local Situation

Total Number Confirmed		95737
Imported Cases (Returnees from other countries)	Foreigners	253
	Sri Lankans	3044
Local Cases	Navy & their close contacts	950
	Kandakadu cluster & their close contacts	651
	Sub clusters related to Minuwangoda/Peliyagoda/ Prison cluster	90526
	Others	313

Total Number Confirmed	95737
Total Number Recovered	92308
Total Number of Deaths	604
Confirmed and hospitalized - today 10 am	2825

Suspected and hospitalized - today 10 am	202
---	------------





COVID-19 Total Vaccinated	925242
----------------------------------	---------------

Country	Cumulative Cases per 1 million population	COVID-19 deaths per 1 million population
Sri Lanka	4391	28
India	9680	123
Singapore	10364	5
Australia	1153	36
South East Asian Region	8003	113

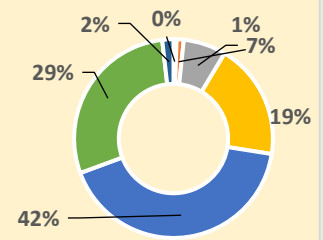
HEALTH DISTRICT	Count
COLOMBO	30373
GAMPAHA	18636
PUTTALAM	1291
KALUTARA	6781
ANURADHAPURA	655
KANDY	4260
KURUNEGALA	2777
POLONNARUWA	243
JAFFNA	1227
RATNAPURA	3032
KEGALLE	1715
MONERAGALA	637
KALMUNAI	1293
MATALE	1064
GALLE	2511
AMPARA	335
BADULLA	1570
MATARA	1834
BATTICOLOA	596
HAMBANTOTA	759
VAVUNIA	432
TRINCOMALEE	553
NUWARAELIYA	1391
KILINCHCHI	142
MANNAR	290
MULLATIVU	61

Note: Considered only the individuals who contracted the disease from the districts

COVID 19 Deaths	604
	380
	224

Age distribution of deaths

- < 15
- 16 - 30
- 31 - 45
- 46 - 60
- 61 - 75
- 76 - 90
- >90



Number of COVID -19 suspected patients -202						
Hospital	Total suspected up to			Today 10am		
	SL	Forei.	Total	SL	Forei.	Total
NIID	1363	76	1439	4	0	4
NHSL	36570	16	36586	1	0	1
TH Ragama	4095	5	4100	7	0	7
TH Karapitiya	1168	27	1195	0	0	0
TH A'pura	2728	2	2730	7	0	7
TH Kurun.	2119	1	2120	11	0	11
TH Jaffna	542	2	544	1	0	1
NH Kandy	1961	6	1967	7	0	7
TH Batti.	688	0	688	3	0	3
DGH Gampaha	1175	4	1179	0	0	0
DGH Negombo	2499	15	2514	14	0	14
TH Rathn.	1142	0	1142	1	0	1
PGH Badulla	530	2	532	1	0	1
LRH	484	0	484	0	0	0
DMH	2676	1	2677	4	0	4
DGH Polon'wa	2189	6	2195	3	0	3
TH Kalubowila	2085	5	2090	5	0	5
Castle St TH	809	0	809	0	0	0
BH Hambanthota	385	2	387	0	0	0
BH Mona'gala	661	0	661	0	0	0
BH Welikanda	69	1	70	0	0	0
DGH Kaluthara	1515	2	1517	0	0	0
Chest H. Welisara	2364	2	2366	8	0	8
Colombo East Base	318	0	318	1	0	1
G.H. Chilaw	7291	1	7292	10	0	10
G.H. Matara	241	2	243	0	0	0
KDU Hospital	14751	0	14751	14	0	14
G.H. Vavunia	362	0	362	0	0	0
B.H. Marawila	728	1	729	1	0	1
S.J.Pura TH	19520	2	19522	69	0	69
BH Theldeniya	158	0	158	2	0	2
BH Tangalle	93	1	94	0	0	0
NIMH	1083	0	1083	28	0	28
Total	Incorrect to total as transfers counts in both the institutions			202	0	202

Source: Epidemiology Unit, Disease Surveillance System

Hospital	Inward Today 10am			Discharged during last		
	SL	Forei	Total	SL	Foreig	Total
NIID	77	0	77	5	0	5
BH Welikanda	56	0	56	0	0	0
Iranawila Hospital	40	0	40	1	0	1
BH Minuwangoda	22	0	22	5	0	5
Colombo East Base Hospital	45	0	45	2	0	2
TH Anuradhapura	27	0	27	3	0	3
Neville P'do hospital	68	0	68	14	0	14
DGH Hambanthota	59	0	59	5	0	5
DH Rambukkana	0	0	0	0	0	0
Kamburugamuwa	11	0	11	5	0	5
Kathankudy Hospital	3	0	3	0	0	0
BH Theldeniya	19	0	19	1	0	1
BH Homagama	57	0	57	3	0	3
BH Galgamuwa	0	0	0	0	0	0
DH Abanpola	28	0	28	3	0	3
DH Lunawa	34	0	34	8	0	8
DH Ingiriya	8	0	8	0	0	0
DH Kosgama	13	0	13	5	0	5
DH Dankotuwa	35	0	35	0	0	0
DH Divulapitiya	28	0	28	1	0	1
DH Laggala Pallegama	41	0	41	4	0	4
DH Dompe	0	0	0	4	0	4
DH Pimbura	20	0	20	0	0	0
DH Karadiyanaru	16	0	16	8	0	8
DH Radawana	15	0	15	2	0	2
Ichchilampattu Hospital	41	0	41	0	0	0
DH Padiyathalawa	0	0	0	0	0	0
NHRD (Welisara)	0	0	0	0	0	0
DH Palamune	3	0	3	0	0	0
DH Undugoda	0	0	0	0	0	0
DH Narammala	33	0	33	2	0	2
DH Iththevana	0	0	0	0	0	0
DH Mathugama	8	0	8	0	0	0
DH Bandaragama	5	0	5	0	0	0
DH Nochchiyagama	2	0	2	0	0	0
DH Nawagamuwa	3	0	3	0	0	0
DH Bandarawela	0	0	0	0	0	0
DH Haguranketha	8	0	8	0	0	0
Army Hospital Panagoda	2	0	2	0	0	0
SLAF BH Katunayake	0	0	0	0	0	0
NIMH	11	0	11	0	0	0
Kandakadu treatment Centre	0	0	0	0	0	0
Gallela treatment Centre	0	0	0	0	0	0
Punani treatment Centre	0	0	0	0	0	0
Embilipitiya treatment Centre	80	0	80	9	0	9
Kahagolla treat. Centre	8	0	8	1	0	1
Samanalawewa treatment Centre	0	0	0	0	0	0
Rehabilitation Centre Ampara	6	0	6	0	0	0
Kahawatta treat. Centre	0	0	0	0	0	0
Wathupitiwela Treat. Centre	19	0	19	3	0	3
Bingiriya treat. Centre	62	0	62	0	0	0
Rambukkana treat. Centre	3	0	3	0	0	0
Polgolla treatment Centre	20	0	20	0	0	0
Yakkala treatment Centre	27	0	27	0	0	0
Kopai treatment Centre	310	0	310	2	0	2
Police training school Kalutara	0	0	0	0	0	0
Karandeniya treatment Centre	0	0	0	0	0	0
Panideniya treat. Centre	31	0	31	2	0	2
Darga town treatment Centre	8	0	8	2	0	2
BH Warakapola	50	0	50	2	0	2
Krishnapuram Treatment Center - Kilinochchi	76	0	76	7	0	7
Damba'eniya Treat. Centre	163	0	163	9	0	9
Hikkaduwa Treat. Centre	38	0	38	12	0	12
Weligama Treat. Centre	10	0	10	0	0	0
Giriulla Treat. Centre	84	0	84	25	0	25
Bidunwewa Treat. Centre	17	0	17	2	0	2
Koggala Beach Hotel	57	0	57	0	0	0
Hikkaduwa Super Corel-ICC	0	0	0	0	0	0
Habaraduwa treat. Centre	0	0	0	0	0	0