



Epidemiology Unit Ministry of Health

231, De Saram Place, Colombo 10, Sri Lanka

Tel: (+94 11) 2695112, 2681548, 4740490, 4740491, 4740492 Fax: (+94 11) 2696583 E-mail: chepid@slt.net.lk, epidunit@slt.net.lk Web: www.epid.gov.lk

Coronavirus disease 2019 (COVID-19) - Situation Report – 17.06.2021– 10 a.m.

An outbreak of pneumonia of unknown reason was first reported on 31st December 2019 from Wuhan City in Hubei Province of China. On 7th Jan 2020, it was diagnosed as “Novel Corona Virus”. On 30/01, WHO has declared it as a Public Health Emergency of International Concern (PHEIC). On 11/02/2020 the WHO renamed the disease as COVID-19 and on 11/03/2020 declared as pandemic. The incubation period is reported as 2-14 days.

Patients identified in last 24H		
Total Confirmed	2436	
Returnees (+ close contacts) from other countries	Sri Lankans	17
	Foreigners	0
Hospital samples (admitted with clinical signs/symptoms)	0	
New Year Cluster	2392	
Prison cluster	27	

Details of COVID 19 diagnosed patients – Last 24H				
Number inward as at yesterday-10 am	COVID 19 Positive – last 24H	Discharged from the hospital – last 24H	Number of deaths – last 24H	Number inward/waiting to admit as at today-10 am
31796	2436	1289	59	32884

Local Situation

Total Number Confirmed		230692
Imported Cases (Returnees from other countries)	Foreigners	328
	Sri Lankans	4737
Local Cases	Navy & their close contacts	950
	Kandakadu cluster & their close contacts	651
	Minuwangoda Cluster	3059
	Fish Market\ Harbour Cluster	82785
	Prison cluster	6747
	New Year Cluster	131122
Others	313	



Total Number Confirmed	230692
Total Number Recovered	195434
Total Number of Deaths	2374
Hospitalized/waiting to admit – today 10 am	32884

Suspected and hospitalized – today 10 am	1436
---	-------------

COVID-19 Vaccination	1 st Dose	2 nd Dose
Covishield Vaccine	925242	356503
Sinopharm Vaccine	1390126	339932
Sputnik V	64986	6116

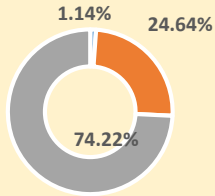
Country/Region	Cumulative Cases per 1 million population	COVID-19 deaths per 1 million population
Sri Lanka	10582	108
India	21333	268
Singapore	10751	6
Australia	1186	36
South East Asian Region	16539	224

District	1 st Wave	2 nd Wave	3 rd Wave	Total
Colombo	174	32123	24497	56794
Gampaha	51	18483	21330	39864
Kalutara	72	6986	18401	25459
Kandy	19	5710	6590	12319
Kurunagala	30	3191	8902	12123
Galle	4	2645	7011	9660
Ratnapura	9	3654	5759	9422
Matara	4	1544	4055	5603
Matale	5	1214	3527	4746
Nuwara Eliya	2	1259	4607	5868
Kegalle	10	1770	2467	4247
Jaffna	16	1441	2799	4256
Badulla	4	1358	3035	4397
Puttalam	39	1024	2503	3566
Anuradhapura	31	820	2407	3258
Hambantota	3	710	2088	2801
Trincomalee	4	651	1897	2552
Monaragala	6	545	1814	2365
Polonnaruwa	10	475	1449	1934
Ampara	9	498	1058	1565
Kalmunai	18	1296	301	1615
Batticaloa	1	699	1252	1952
Vavuniya	2	623	622	1247
Mullaitivu	0	278	687	965
Kilinochchi	0	250	861	1111
Mannar	0	379	262	641

COVID 19 Deaths	2374
 1384	
 990	

Age distribution of deaths

- < 30
- 30-59
- ≥60



Number of COVID -19 suspected patients - 1436

Hospital	Total suspected up to now			Today 10am		
	SL	Forei.	Total	SL	Forei.	Total
NIID	1466	76	1542	7	0	7
NHSL	48912	16	48928	150	0	150
TH Ragama	7428	5	7433	178	0	178
TH Karapitiya	2599	27	2626	72	0	72
TH A'pura	4095	2	4097	12	0	12
TH Kurun.	3940	1	3941	90	0	90
TH Jaffna	944	2	946	11	0	11
NH Kandy	2827	6	2833	5	0	5
TH Batti.	1198	0	1198	52	0	52
DGH Gampaha	2210	4	2214	80	0	80
DGH Negombo	3459	15	3474	64	0	64
TH Rathn.	2055	0	2055	71	0	71
PGH Badulla	1246	2	1248	50	0	50
LRH	744	0	744	16	0	16
DMH	2942	1	2943	9	0	9
DGH Polon'wa	3449	6	3455	11	0	11
TH Kalubowila	8040	5	8045	13	0	13
Castle St TH	1191	0	1191	5	0	5
BH Hambanthota	391	2	393	0	0	0
BH Mona'gala	1068	0	1068	5	0	5
BH Welikanda	69	1	70	0	0	0
DGH Kaluthara	4414	2	4416	158	0	158
Chest H. Welisara	3100	2	3102	22	0	22
Colombo East Base	411	0	411	3	0	3
G.H. Chilaw	8782	1	8783	16	0	16
G.H. Matara	241	2	243	0	0	0
KDU Hospital	20861	0	20861	33	0	33
G.H. Vavunia	449	0	449	-	0	-
B.H. Marawila	982	1	983	2	0	2
S.J.Pura TH	33867	2	33869	235	0	235
BH Theldeniya	175	0	175	5	0	5
BH Tangalle	238	1	239	4	0	4
NIMH	1493	0	1493	57	0	57
Total				1436	0	1436

Incorrect to total as transfers counts in both the

Source: Epidemiology Unit, Disease Surveillance System

