



## Epidemiology Unit Ministry of Health

231, De Saram Place, Colombo 10, Sri Lanka

Tel: (+94 11) 2695112, 2681548, 4740490, 4740491, 4740492 Fax: (+94 11) 2696583 E-mail: [chepid@slt.net.lk](mailto:chepid@slt.net.lk), [epidunit@slt.net.lk](mailto:epidunit@slt.net.lk) Web: [www.epid.gov.lk](http://www.epid.gov.lk)

### Coronavirus disease 2019 (COVID-19) - Situation Report – 19.06.2021– 10 a.m.

An outbreak of pneumonia of unknown reason was first reported on 31<sup>st</sup> December 2019 from Wuhan City in Hubei Province of China. On 7<sup>th</sup> Jan 2020, it was diagnosed as “Novel Corona Virus”. On 30/01, WHO has declared it as a Public Health Emergency of International Concern (PHEIC). On 11/02/2020 the WHO renamed the disease as COVID-19 and on 11/03/2020 declared as pandemic. The incubation period is reported as 2-14 days.

Patients identified in last 24H	
<b>Total Confirmed</b>	<b>2349</b>
Returnees (+ close contacts) from other countries	Sri Lankans 22 Foreigners 0
Hospital samples (admitted with clinical signs/symptoms)	0
New Year Cluster	2278
Prison cluster	49

Details of COVID 19 diagnosed patients – Last 24H				
Number inward as at yesterday-10 am	COVID 19 Positive – last 24H	Discharged from the hospital – last 24H	Number of deaths reported – last 24H	Number inward/waiting to admit as at today-10 am
<b>33380</b>	<b>2349</b>	<b>2134</b>	<b>55</b>	<b>33540</b>

#### Local Situation

Total Number Confirmed		235413
Imported Cases (Returnees from other countries)	Foreigners	328
	Sri Lankans	4770
Local Cases	Navy & their close contacts	950
	Kandakadu cluster & their close contacts	651
	Minuwangoda Cluster	3059
	Fish Market\ Harbour Cluster	82785
	Prison cluster	6816
	New Year Cluster	135741
	Others	313



<b>Total Number Confirmed</b>	<b>235413</b>
Total Number Recovered	199393
Total Number of Deaths	2480
Hospitalized/waiting to admit – today 10 am	33540

<b>Suspected and hospitalized – today 10 am</b>	<b>1448</b>
---	-------------

COVID-19 Vaccination	1 <sup>st</sup> Dose	2 <sup>nd</sup> Dose
Covishield Vaccine	925242	357868
Sinopharm Vaccine	1423874	417448
Sputnik V	81695	11691

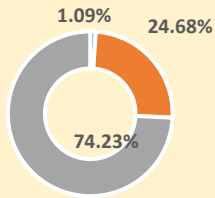
Country/Region	Cumulative Cases per 1 million population	COVID-19 deaths per 1 million population
Sri Lanka	10798	113
India	21333	268
Singapore	10751	6
Australia	1186	36
South East Asian Region	16539	224

District	1 <sup>st</sup> Wave	2 <sup>nd</sup> Wave	3 <sup>rd</sup> Wave	Total
Colombo	174	32123	25635	57932
Gampaha	51	18483	22212	40746
Kalutara	72	6986	18831	25889
Kandy	19	5710	6800	12529
Kurunagala	30	3191	9306	12527
Galle	4	2645	7409	10058
Ratnapura	9	3654	5970	9633
Matara	4	1544	4146	5694
Matale	5	1214	3555	4774
Nuwara Eliya	2	1259	4700	5961
Kegalle	10	1770	2510	4290
Jaffna	16	1441	2937	4394
Badulla	4	1358	3213	4575
Puttalam	39	1024	2611	3674
Anuradhapura	31	820	2458	3309
Hambantota	3	710	2140	2853
Trincomalee	4	651	1932	2587
Monaragala	6	545	1842	2393
Polonnaruwa	10	475	1457	1942
Ampara	9	498	1098	1605
Kalmunai	18	1296	348	1662
Batticaloa	1	699	1337	2037
Vavuniya	2	623	638	1263
Mullaitivu	0	278	694	972
Kilinochchi	0	250	884	1134
Mannar	0	379	291	670

<b>COVID 19 Deaths</b>	<b>2480</b>
	1447
	1023

**Age distribution of deaths**

- < 30
- 30-59
- >=60



**Number of COVID -19 suspected patients - 1448**

Hospital	Total suspected up to now			Today 10am		
	SL	Forei.	Total	SL	Forei.	Total
NIID	1466	76	1542	5	0	5
NHSL	49150	16	49166	133	0	133
TH Ragama	7582	5	7587	195	0	195
TH Karapitiya	2661	27	2688	87	0	87
TH A'pura	4130	2	4132	21	0	21
TH Kurun.	3987	1	3988	98	0	98
TH Jaffna	984	2	986	17	0	17
NH Kandy	2861	6	2867	9	0	9
TH Batti.	1201	0	1201	62	0	62
DGH Gampaha	2241	4	2245	87	0	87
DGH Negombo	3501	15	3516	91	0	91
TH Rathn.	2093	0	2093	62	0	62
PGH Badulla	1263	2	1265	43	0	43
LRH	756	0	756	8	0	8
DMH	2950	1	2951	12	0	12
DGH Polon'wa	3470	6	3476	11	0	11
TH Kalubowila	8460	5	8465	8	0	8
Castle St TH	1220	0	1220	10	0	10
BH Hambanthota	393	2	395	0	0	0
BH Mona'gala	1077	0	1077	9	0	9
BH Welikanda	69	1	70	0	0	0
DGH Kaluthara	4536	2	4538	169	0	169
Chest H. Welisara	3114	2	3116	23	0	23
Colombo East Base	411	0	411	2	0	2
G.H. Chilaw	8824	1	8825	21	0	21
G.H. Matara	241	2	243	0	0	0
KDU Hospital	20899	0	20899	38	0	38
G.H. Vavunia	450	0	450	1	0	1
B.H. Marawila	992	1	993	5	0	5
S.J.Pura TH	34322	2	34324	159	0	159
BH Theldeniya	175	0	175	4	0	4
BH Tangalle	241	1	242	4	0	4
NIMH	1508	0	1508	54	0	54
<b>Total</b>				<b>1448</b>	<b>0</b>	<b>1448</b>

**Incorrect to total as transfers counts in both the**

Source: Epidemiology Unit, Disease Surveillance System

