

Epidemiology Unit Ministry of Health

231, De Saram Place, Colombo 10, Sri Lanka

Tel: (+94 11) 2695112, 2681548, 4740490, 4740491, 4740492 Fax: (+94 11) 2696583 E-mail: chepid@slt.net.lk, epidunit@slt.net.lk Web: www.epid.gov.lk

Coronavirus disease 2019 (COVID-19) - Situation Report – 20.04.2021– 10 a.m.

An outbreak of pneumonia of unknown reason was first reported on 31st December 2019 from Wuhan City in Hubei Province of China. On 7th Jan 2020, it was diagnosed as “Novel Corona Virus”. On 30/01, WHO has declared it as a Public Health Emergency of International Concern (PHEIC). On 11/02/2020 the WHO renamed the disease as COVID-19 and on 11/03/2020 declared as pandemic. The incubation period is reported as 2-14 days.

Patients identified in last 24H		
Total Confirmed	309	
Returnees (+ close contacts) from other countries	Sri Lankans	17
	Foreigners	1
Kandakadu Rehab. Center detainees and their contacts	0	
Hospital samples (admitted with clinical signs/symptoms)	0	
Sub clusters related to Peliyagoda cluster	282	
Prison cluster	9	

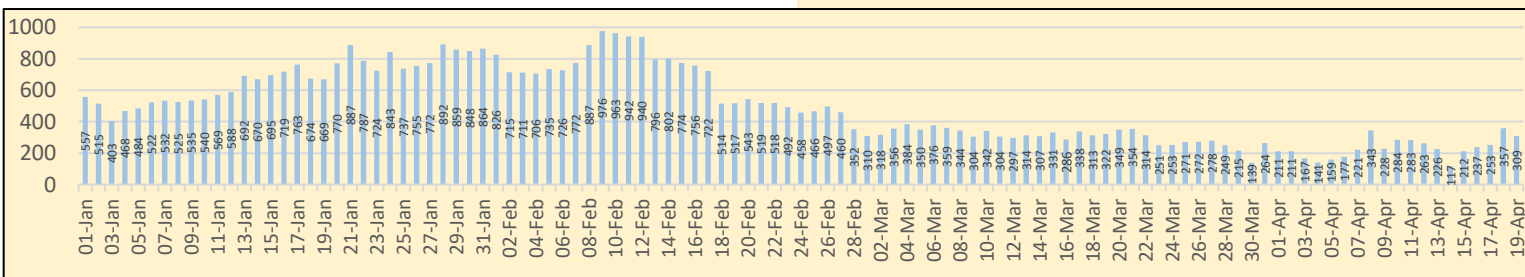
Details of COVID 19 diagnosed patients – Last 24H				
Number inward as at yesterday-10 am	COVID 19 Positive - last 24H	Discharged from the hospital - last 24H	Number of deaths - last 24H	Number inward as at today-10 am
2804	309	173	2	2938

Local Situation

Total Number Confirmed		97105
Imported Cases (Returnees from other countries)	Foreigners	268
	Sri Lankans	3289
Local Cases	Navy & their close contacts	950
	Kandakadu cluster & their close contacts	651
	Sub clusters related to Minuwangoda/Peliyagoda/ Prison cluster	91634
	Others	313

Total Number Confirmed	97105
Total Number Recovered	93547
Total Number of Deaths	620
Confirmed and hospitalized - today 10 am	2938

Suspected and hospitalized - today 10 am	439
---	------------



COVID-19 Total Vaccinated

925242



Country	Cumulative Cases per 1 million population	COVID-19 deaths per 1 million population
Sri Lanka	4454	28
India	9680	123
Singapore	10364	5
Australia	1153	36
South East Asian Region	8003	113

HEALTH DISTRICT

Count

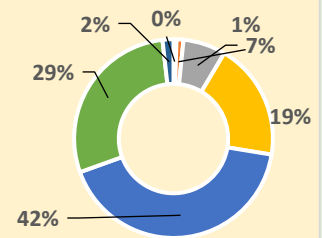
COLOMBO	30689
GAMPAHA	18769
PUTTALAM	1348
KALUTARA	6825
ANURADHAPURA	667
KANDY	4284
KURUNEGALA	3129
POLONNARUWA	246
JAFFNA	1325
RATNAPURA	3069
KEGALLE	1719
MONERAGALA	645
KALMUNAI	1295
MATALE	1079
GALLE	2530
AMPARA	336
BADULLA	1572
MATARA	1845
BATTICOLOA	598
HAMBANTOTA	764
VAVUNIA	436
TRINCOMALEE	575
NUWARAELIYA	1400
KILINOCHCHI	146
MANNAR	294
MULLATIVU	62

Note: Considered only the individuals who contracted the disease from the districts

COVID 19 Deaths	620
	391
	229

Age distribution of deaths

- < 15
- 16 - 30
- 31 - 45
- 46 - 60
- 61 - 75
- 76 - 90
- >90



Number of COVID -19 suspected patients -439						
Hospital	Total suspected up to			Today 10am		
	SL	Forei.	Total	SL	Forei.	Total
NIID	1368	76	1444	6	0	6
NHSL	38460	16	38476	8	0	8
TH Ragama	4150	5	4155	7	0	7
TH Karapitiya	1172	27	1199	0	0	0
TH A'pura	2752	2	2754	9	0	9
TH Kurun.	2165	1	2166	27	0	27
TH Jaffna	549	2	551	1	0	1
NH Kandy	1997	6	2003	12	0	12
TH Batti.	692	0	692	4	0	4
DGH Gampaha	1188	4	1192	0	0	0
DGH Negombo	2523	15	2538	10	0	10
TH Rathn.	1146	0	1146	3	0	3
PGH Badulla	558	2	560	16	0	16
LRH	485	0	485	0	0	0
DMH	2703	1	2704	5	0	5
DGH Polon'wa	2261	6	2267	3	0	3
TH Kalubowila	2122	5	2127	5	0	5
Castle St TH	814	0	814	0	0	0
BH Hambanthota	385	2	387	0	0	0
BH Mona'gala	665	0	665	2	0	2
BH Welikanda	69	1	70	0	0	0
DGH Kaluthara	1532	2	1534	0	0	0
Chest H. Welisara	2479	2	2481	48	0	48
Colombo East Base	321	0	321	5	0	5
G.H. Chilaw	7371	1	7372	10	0	10
G.H. Matara	6	2	8	1	0	1
KDU Hospital	15230	0	15230	91	0	91
G.H. Vavunia	363	0	363	1	0	1
B.H. Marawila	742	1	743	3	0	3
S.J.Pura TH	20335	2	20337	134	0	134
BH Theldeniya	158	0	158	2	0	2
BH Tangalle	93	1	94	0	0	0
NIMH	1108	0	1108	26	0	26
Total	Incorrect to total as transfers counts in both the institutions			439	0	439

Source: Epidemiology Unit, Disease Surveillance System

Hospital	Inward Today 10am			Discharged during last		
	SL	Forei	Total	SL	Forei	Total
NIID	112	5	117	11	0	11
BH Welikanda	105	0	105	1	0	1
Iranawila Hospital	21	0	21	13	0	13
BH Minuwangoda	25	0	25	5	0	5
Colombo East Base Hospital	56	0	56	2	0	2
TH Anuradhapura	28	0	28	2	0	2
Neville P'do hospital	108	0	108	6	0	6
DGH Hambanthota	50	0	50	7	0	7
DH Rambukkana	0	0	0	0	0	0
Kamburugamuwa	9	0	9	2	0	2
Kathankudy Hospital	28	0	28	2	0	2
BH Theldeniya	17	0	17	2	0	2
BH Homagama	76	0	76	5	0	5
BH Galgamuwa	0	0	0	0	0	0
DH Abanpola	25	0	25	6	0	6
DH Lunawa	8	0	8	2	0	2
DH Ingiriya	11	0	11	0	0	0
DH Kosgama	16	0	16	2	0	2
DH Dankotuwa	35	0	35	2	0	2
DH Divulapitiya	59	0	59	2	0	2
DH Laggala Pallegama	42	0	42	10	0	10
DH Dompe	0	0	0	0	0	0
DH Pimbura	32	0	32	0	0	0
DH Karadiyanaru	6	0	6	0	0	0
DH Radawana	10	0	10	2	0	2
Ichchilampattu Hospital	58	0	58	8	0	8
DH Padiyathalawa	0	0	0	0	0	0
NHRD (Welisara)	0	0	0	0	0	0
DH Palamune	12	0	12	0	0	0
DH Udugoda	0	0	0	0	0	0
DH Narammala	58	0	58	3	0	3
DH Iththevana	3	0	3	1	0	1
DH Mathugama	9	0	9	0	0	0
DH Bandaragama	9	0	9	1	0	1
DH Nochchiyagama	2	0	2	1	0	1
DH Nawagamuwa	7	0	7	0	0	0
DH Bandarawela	0	0	0	0	0	0
DH Haguranketha	10	0	10	0	0	0
Army Hospital Panagoda	1	0	1	1	0	1
SLAF BH Katunayake	0	0	0	0	0	0
NIMH	13	0	13	1	0	1
Kandakadu treatment Centre	0	0	0	0	0	0
Gallela treatment Centre	0	0	0	0	0	0
Punani treatment Centre	0	0	0	0	0	0
Embilipitiya treatment Centre	46	0	46	2	0	2
Kahagolla treat. Centre	6	0	6	0	0	0
Samanalawewa treatment Centre	0	0	0	0	0	0
Rehabilitation Centre Ampara	2	0	2	2	0	2
Kahawatta treat. Centre	0	0	0	0	0	0
Wathupitiwela Treat. Centre	22	0	22	7	0	7
Bingiriya treat. Centre	43	0	43	0	0	0
Rambukkana treat. Centre	4	0	4	2	0	2
Polgolla treatment Centre	13	0	13	0	0	0
Yakkala treatment Centre	40	0	40	0	0	0
Kopai treatment Centre	77	0	77	13	0	13
Police training school Kalutara	0	0	0	0	0	0
Karandeniya treatment Centre	0	0	0	0	0	0
Panideniya treat. Centre	22	0	22	5	0	5
Darga town treatment Centre	8	0	8	0	0	0
BH Warakapola	65	0	65	0	0	0
Krishnapuram Treatment Center - Kilinochchi	77	0	77	0	0	0
Damba'eniya Treat. Centre	127	0	127	17	0	17
Hikkaduwa Treat. Centre	45	0	45	4	0	4
Weligama Treat. Centre	10	0	10	0	0	0
Giriulla Treat. Centre	217	0	217	8	0	8
Bidunwewa Treat. Centre	5	0	5	0	0	0
Koggala Beach Hotel	69	0	69	13	0	13
Hikkaduwa Super Corel-ICC	0	0	0	0	0	0
Habaraduwa treat. Centre	0	0	0	0	0	0