



Epidemiology Unit Ministry of Health

231, De Saram Place, Colombo 10, Sri Lanka

Tel: (+94 11) 2695112, 2681548, 4740490, 4740491, 4740492 Fax: (+94 11) 2696583 E-mail: chepid@slt.net.lk, epidunit@slt.net.lk Web: www.epid.gov.lk

Coronavirus disease 2019 (COVID-19) - Situation Report – 21.03.2021– 10 a.m.

An outbreak of pneumonia of unknown reason was first reported on 31st December 2019 from Wuhan City in Hubei Province of China. On 7th Jan 2020, it was diagnosed as “Novel Corona Virus”. On 30/01, WHO has declared it as a Public Health Emergency of International Concern (PHEIC). On 11/02/2020 the WHO renamed the disease as COVID-19 and on 11/03/2020 declared as pandemic. The incubation period is reported as 2-14 days.

Patients identified in last 24H		
Total Confirmed		349
Returnees (+ close contacts) from other countries	Sri Lankans	2
	Foreigners	1
Kandakadu Rehab. Center detainees and their contacts		0
Hospital samples (admitted with clinical signs/symptoms)		0
Sub clusters related to Peliyagoda cluster		320
Prison cluster		26

Details of COVID 19 diagnosed patients – Last 24H				
Number inward as at yesterday-10 am	COVID 19 Positive - last 24H	Discharged from the hospital - last 24H	Number of deaths - last 24H	Number inward as at today-10 am
2487	349	293	1	2542

Local Situation

Total Number Confirmed		89846
Imported Cases (Returnees from other countries)	Foreigners	193
	Sri Lankans	2452
Local Cases	Navy & their close contacts	950
	Kandakadu cluster & their close contacts	651
	Sub clusters related to Minuwangoda/Peliyagoda/ Prison cluster	85287
	Others	313

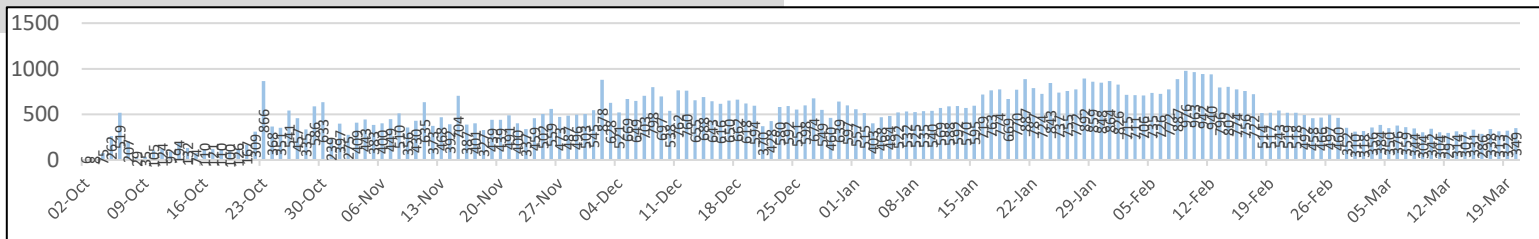
Total Number Confirmed	89846
Total Number Recovered	86759
Total Number of Deaths	545
Confirmed and hospitalized - today 10 am	2542



Suspected and hospitalized - today 10 am **383**

Country	Cumulative Cases per 1 million population	COVID-19 deaths per 1 million population
Sri Lanka	4121	25
India	8231	115
Singapore	10271	5
Australia	1142	36
South East Asian Region	6869	105

HEALTH DISTRICT	Count
COLOMBO	29276
GAMPAHA	17653
PUTTALAM	1214
KALUTARA	6549
ANURADHAPURA	572
KANDY	4132
KURUNEGALA	2522
POLONNARUWA	232
JAFFNA	459
RATNAPURA	2740
KEGALLE	1658
MONERAGALA	554
KALMUNAI	1279
MATALE	1016
GALLE	2416
AMPARA	302
BADULLA	1455
MATARA	1730
BATTICOLOA	570
HAMBANTOTA	657
VAVUNIA	402
TRINCOMALEE	506
NUWARAELIYA	1288
KILINOCHCHI	125
MANNAR	274
MULLATIVU	35

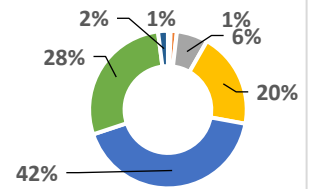
Note: Considered only the individuals who contracted the disease from the districts



COVID 19 Deaths	545
	336
	209

Age distribution of deaths

- < 15
- 16 - 30
- 31 - 45
- 46 - 60
- 61 - 75
- 76 - 90



Number of COVID -19 suspected patients - 383

Hospital	Total suspected up to now			Today 10am		
	SL	Forei.	Total	SL	Forei.	Total
NIID	1326	76	1402	4	0	4
NHSL	28063	16	28079	3	0	3
TH Ragama	3844	5	3849	5	0	5
TH Karapitiya	1090	27	1117	4	0	4
TH A'pura	2639	2	2641	14	0	14
TH Kurun.	1971	1	1972	11	0	11
TH Jaffna	478	2	480	6	0	6
NH Kandy	1832	6	1838	8	0	8
TH Batti.	628	0	628	4	0	4
DGH Gampaha	1148	4	1152	1	0	1
DGH Negombo	2431	15	2446	6	0	6
TH Rathn.	1071	0	1071	3	0	3
PGH Badulla	476	2	478	8	0	8
LRH	473	0	473	0	0	0
DMH	2573	1	2574	9	0	9
DGH Polon'wa	9	6	15	3	0	3
TH Kalubowila	1912	5	1917	7	0	7
Castle St TH	795	0	795	1	0	1
BH Hambanthota	385	2	387	0	0	0
BH Mona'gala	605	0	605	4	0	4
BH Welikanda	69	1	70	0	0	0
DGH Kaluthara	1480	2	1482	6	0	6
Chest H. Welisara	2035	2	2037	21	0	21
Colombo East Base Hospital	302	0	302	13	0	13
G.H. Chilaw	6912	1	6913	9	0	9
G.H. Matara	241	2	243	0	0	0
KDU Hospital	13306	0	13306	55	0	55
G.H. Vavunia	352	0	352	6	0	6
B.H. Marawila	677	1	678	2	0	2
S.J.Pura TH	16380	2	16382	130	0	130
BH Theldeniya	149	0	149	4	0	4
BH Tangalle	83	1	84	0	0	0
NIMH	927	0	927	36	0	36
Total	Incorrect to total as transfers counts in both the institutions			383	0	383

Source: Epidemiology Unit, Disease Surveillance System

Hospital distribution of COVID 19 diagnosed patients

	Inward Today 10am			Discharged during last 24H		
	SL	Foreign	Total	SL	Foreign	Total
NIID	82	0	82	8	0	8
BH Welikanda	39	0	39	5	0	5
Iranawila Hospital	16	0	16	1	0	1
BH Minuwangoda	0	0	0	0	0	0
Colombo East Base Hospital	45	0	45	0	0	0
TH Anuradhapura	19	0	19	9	0	9
Neville F' do hospital	106	0	106	30	0	30
DGH Hambanthota	86	0	86	21	0	21
DH Rambukkana	4	0	4	2	0	2
Kamburugamuwa	95	0	95	0	0	0
Kathankudy Hospital	8	0	8	0	0	0
BH Theldeniya	29	0	29	3	0	3
BH Homagama	71	0	71	5	0	5
BH Galgamuwa	0	0	0	0	0	0
DH Abanpola	28	0	28	3	0	3
DH Lunawa	53	0	53	0	0	0
DH Ingriya	7	0	7	0	0	0
DH Kosgama	10	0	10	8	0	8
DH Dankotuwa	33	0	33	0	0	0
DH Divulapitiya	52	0	52	6	0	6
DH Laggala Pallegama	66	0	66	3	0	3
DH Dompe	27	0	27	0	0	0
DH Pimbura	24	0	24	2	0	2
DH Karadiyanaru	30	0	30	0	0	0
DH Radawana	21	0	21	3	0	3
Ichchilampattu Hospital	73	0	73	5	0	5
DH Padiyathalawa	0	0	0	0	0	0
NHRD (Welisara)	0	0	0	0	0	0
DH Palamune	17	0	17	1	0	1
DH Undugoda	0	0	0	0	0	0
DH Narammala	16	0	16	4	0	4
DH Iththepana	12	0	12	0	0	0
DH Mathugama	11	0	11	0	0	0
DH Bandaragama	12	0	12	3	0	3
DH Nochchiyagama	11	0	11	0	0	0
DH Nawagamuwa	17	0	17	0	0	0
DH Bandarawela	0	0	0	0	0	0
DH Hagaranketha	7	0	7	0	0	0
Army Hospital Panagoda	5	0	5	3	0	3
SLAF BH Katunayake	2	0	2	0	0	0
NIMH	6	0	6	0	0	0
Kandakadu treatment Centre	0	0	0	0	0	0
Gallela treatment Centre	0	0	0	0	0	0
Punani treatment Centre	78	0	78	43	0	43
Embilipitiya treatment Centre	129	0	129	5	0	5
Kahagolla treat. Centre	54	0	54	4	0	4
Samanalawewa treatment Centre	0	0	0	0	0	0
Rehabilitation Centre Ampara	19	0	19	0	0	0
Kahawatta treat. Centre	45	0	45	16	0	16
Wathupitiwela Treat. Centre	90	0	90	14	0	14
Bingiriya treat. Centre	97	0	97	0	0	0
Rambukkana treat. Centre	1	0	1	0	0	0
Polgolla treatment Centre	52	0	52	1	0	1
Yakkala treatment Centre	63	0	63	6	0	6
Kopai treatment Centre	109	0	109	7	0	7
Police training school Kalutara	0	0	0	0	0	0
Karadeniya treatment Centre	41	0	41	0	0	0
Panideniya treat. Centre	51	0	51	12	0	12
Darga town treatment Centre	14	0	14	0	0	0
BH Warakapola	99	0	99	27	0	27
Krishnapuram Treatment Center - Kilinochchi	139	0	139	9	0	9
Dambadeniya Treat. Centre	48	0	48	1	0	1
Hikkaduwa Treat. Centre	72	0	72	13	0	13
Weligama Treat. Centre	0	0	0	0	0	0
Giriulla Treat. Centre	30	0	30	8	0	8
Bidunwewa Treat. Centre	38	0	38	0	0	0
Koggala Beach Hotel	23	1	24	2	0	2
Hikkaduwa Super Corel-ICC	5	0	5	0	0	0
Habaraduwa treat. Centre	0	0	0	0	0	0