



Epidemiology Unit Ministry of Health

231, De Saram Place, Colombo 10, Sri Lanka

Tel: (+94 11) 2695112, 2681548, 4740490, 4740491, 4740492 Fax: (+94 11) 2696583 E-mail: chepid@slt.net.lk, epidunit@slt.net.lk Web: www.epid.gov.lk

Coronavirus disease 2019 (COVID-19) - Situation Report – 21.06.2021– 10 a.m.

An outbreak of pneumonia of unknown reason was first reported on 31st December 2019 from Wuhan City in Hubei Province of China. On 7th Jan 2020, it was diagnosed as “Novel Corona Virus”. On 30/01, WHO has declared it as a Public Health Emergency of International Concern (PHEIC). On 11/02/2020 the WHO renamed the disease as COVID-19 and on 11/03/2020 declared as pandemic. The incubation period is reported as 2-14 days.

Patients identified in last 24H		
Total Confirmed		2028
Returnees (+ close contacts) from other countries	Sri Lankans	20
	Foreigners	0
New Year Cluster		1990
Prison cluster		18

Details of COVID 19 diagnosed patients – Last 24H				
Number inward as at yesterday-10 am	COVID 19 Positive – last 24H	Discharged from the hospital – last 24H	Number of deaths reported – last 24H	Number inward/waiting to admit as at today-10 am
29738*	2028	1898	47	29821

* Discharges of the Covid positive prisoners for the past few weeks were deducted from the yesterday's inward total

Local Situation

Total Number Confirmed		239689
Imported Cases (Returnees from other countries)	Foreigners	328
	Sri Lankans	4869
Local Cases	Navy & their close contacts	950
	Kandakadu cluster & their close contacts	651
	Minuwangoda Cluster	3059
	Fish Market\ Harbour Cluster	82785
	Prison cluster	6848
	New Year Cluster	139886
Others		313



Total Number Confirmed	239689
Total Number Recovered	207287
Total Number of Deaths	2581
Hospitalized/waiting to admit – today 10 am	29821

Suspected and hospitalized – today 10 am	1368
-------------------------------------------------	-------------

COVID-19 Vaccination	1 st Dose	2 nd Dose
Covishield Vaccine	925242	372158
Sinopharm Vaccine	1437112	442657
Sputnik V	110453	14301

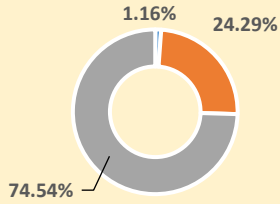
Country/Region	Cumulative Cases per 1 million population	COVID-19 deaths per 1 million population
Sri Lanka	10994	118
India	21333	268
Singapore	10751	6
Australia	1186	36
South East Asian Region	16539	224

District	1 st Wave	2 nd Wave	3 rd Wave	Total
Colombo	174	32123	26444	58741
Gampaha	51	18483	23186	41720
Kalutara	72	6986	19425	26483
Kandy	19	5710	6917	12646
Kurunagala	30	3191	9489	12710
Galle	4	2645	7650	10299
Ratnapura	9	3654	6029	9692
Matara	4	1544	4296	5844
Matale	5	1214	3620	4839
Nuwara Eliya	2	1259	4988	6249
Kegalle	10	1770	2655	4435
Jaffna	16	1441	3073	4530
Badulla	4	1358	3295	4657
Puttalam	39	1024	2722	3785
Anuradhapura	31	820	2499	3350
Hambantota	3	710	2190	2903
Trincomalee	4	651	2042	2697
Monaragala	6	545	1848	2399
Polonnaruwa	10	475	1503	1988
Ampara	9	498	1111	1618
Kalmunai	18	1296	382	1696
Batticaloa	1	699	1425	2125
Vavuniya	2	623	711	1336
Mullaitivu	0	278	706	984
Kilinochchi	0	250	898	1148
Mannar	0	379	343	722

COVID 19 Deaths	2581
	1505
	1076

Age distribution of deaths

- < 30
- 30-59
- ≥60



Number of COVID -19 suspected patients - 1368

Hospital	Total suspected up to now			Today 10am		
	SL	Forei.	Total	SL	Forei.	Total
NIID	1469	76	1545	5	0	5
NHSL	49400	16	49416	141	0	141
TH Ragama	7697	5	7702	72	0	72
TH Karapitiya	2685	27	2712	53	0	53
TH A'pura	4172	2	4174	24	0	24
TH Kurun.	4039	1	4040	16	0	16
TH Jaffna	996	2	998	7	0	7
NH Kandy	2884	6	2890	10	0	10
TH Batti.	1215	0	1215	63	0	63
DGH Gampaha	2285	4	2289	86	0	86
DGH Negombo	3518	15	3533	80	0	80
TH Rathn.	2147	0	2147	59	0	59
PGH Badulla	1284	2	1286	49	0	49
LRH	773	0	773	26	0	26
DMH	2958	1	2959	13	0	13
DGH Polon'wa	3500	6	3506	16	0	16
TH Kalubowila	8819	5	8824	8	0	8
Castle St TH	1309	0	1309	11	0	11
BH Hambanthota	393	2	395	0	0	0
BH Mona'gala	1082	0	1082	11	0	11
BH Welikanda	69	1	70	0	0	0
DGH Kaluthara	4690	2	4692	166	0	166
Chest H. Welisara	3122	2	3124	17	0	17
Colombo East Base	411	0	411	2	0	2
G.H. Chilaw	8841	1	8842	22	0	22
G.H. Matara	241	2	243	0	0	0
KDU Hospital	20998	0	20998	53	0	53
G.H. Vavunia	450	0	450	0	0	0
B.H. Marawila	1004	1	1005	1	0	1
S.J.Pura TH	34815	2	34817	288	0	288
BH Theldeniya	176	0	176	5	0	5
BH Tangalle	246	1	247	7	0	7
NIMH	1519	0	1519	57	0	57
Total	Incorrect to total as transfers counts in both the			1368	0	1368

Source: Epidemiology Unit, Disease Surveillance System

