



Epidemiology Unit

Ministry of Health & Indigenous Medical Services

231, De Saram Place, Colombo 10, Sri Lanka

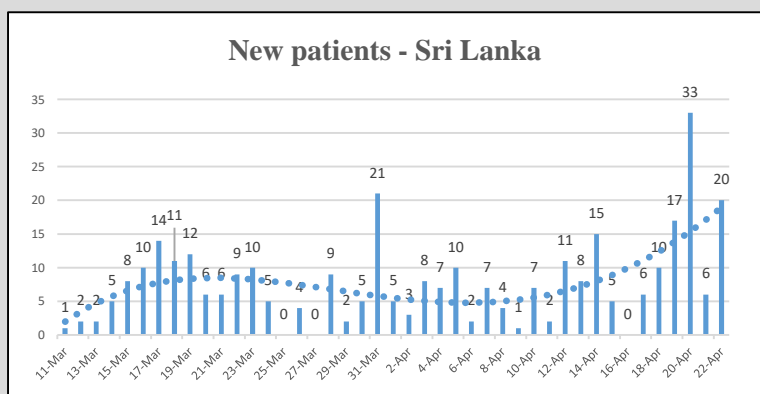
Tele: (+94 11) 2695112, 2681548, 4740490, 4740491, 4740492 Fax: (+94 11) 2696583 E-mail: chepid@stnet.lk, epidunit@stnet.lk Web: www.epid.gov.lk

Coronavirus disease 2019 (COVID-19) - Situation Report – 23.04.2020 – 10.00am

An outbreak of pneumonia of unknown reason was first reported on 31st December 2019 from Wuhan City in Hubei Province of China. On 7th Jan 2020, it was diagnosed as “Novel Corona Virus”. On 30/01, WHO has declared it as a Public Health Emergency of International Concern (PHEIC). On 11/02/2020 the WHO renamed the disease as COVID-19 and on 11/03/2020 declared as pandemic. The incubation period is reported as 2-14 days.

Local Situation

Total Number Confirmed	330*
Total Number Recovered	105
Total Number of Deaths	7
Confirmed and hospitalized - today 10am	218**
Suspected and hospitalized - today 10am	173#

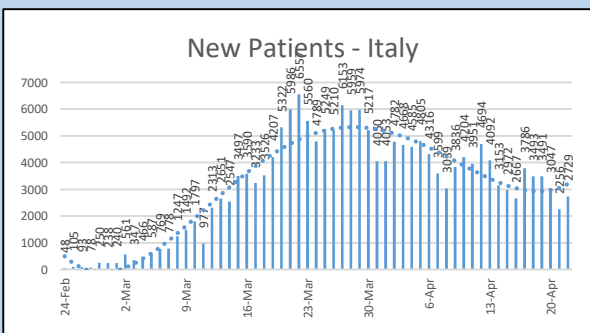
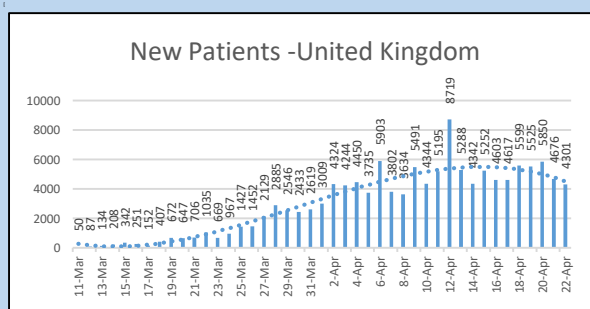
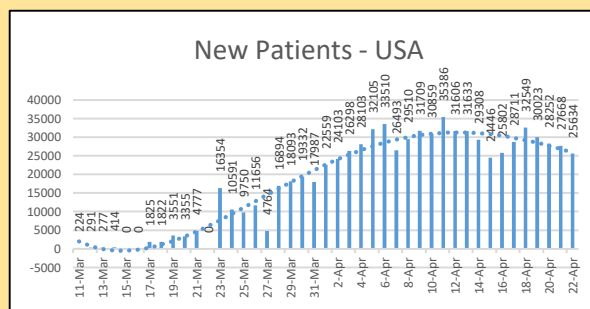
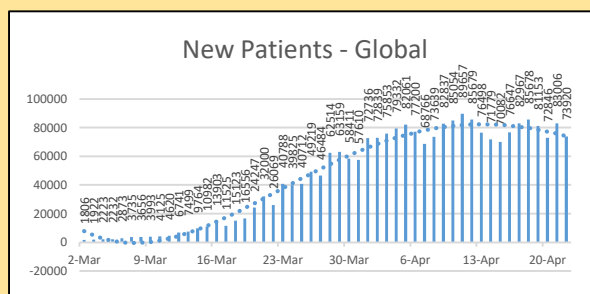


Details of COVID 19 diagnosed patients – Last 24H				
Number inward as at yesterday-10 am	COVID 19 Positive - last 24H	Recovered and discharged from the hospital - last 24H	Number of deaths - last 24H	Number inward as at today-10 am
199	20	1	0	218**

	Inward Today 10am			Discharged during last 24H		
	SL	Foreign	Total	SL	Foreign	Total
NIID	91	0	91	1	0	1
BH Welikanda	36	0	36	0	0	0
Colombo East Base Hospital	20	0	20	0	0	0
Iranawila Hospital	18	0	18	0	0	0
B.H. Kathankudi	44	0	44	0	0	0
In the process of sending	9	0	9			
Total	218	0	218**	1	0	1

Global Situation

- 2,471,136 – Laboratory_confirmed cases
 - 169,006 - deaths
 - Patients from 213 countries/territories
- Ref. WHO situation report - 22/04/2020



Number of COVID -19 suspected patients –173#

Hospital	Total suspected up to now			Today 10am		
	SL	Forei.	Total	SL	Forei.	Total
NIID	659	74	733	5	0	5
NHSL	331	11	342	10	0	10
TH Ragama	525	4	529	14	0	14
TH Karapitiya	247	17	264	3	0	3
TH A'pura	246	2	248	11	0	11
TH Kurun.	261	1	262	11	0	11
TH Jaffna	73	2	75	4	0	4
NH Kandy	126	6	132	2	0	2
TH Batti.	88	0	88	3	0	3
DGH Gampaha	261	4	265	9	0	9
DGH Negombo	476	13	489	8	0	8
TH Rathn.	197	0	197	5	0	5
PGH Badulla	44	1	45	1	0	1
LRH	52	0	52	1	0	1
DMH	39	0	39	2	0	2
DGH Polon'wa	166	6	172	8	0	8
TH Kalubowila	151	2	153	2	0	2
Castle St TH	57	0	57	4	0	4
BH Ham'thota	140	1	141	3	0	3
BH Mona'gala	68	0	68	1	0	1
BH Welikanda	52	1	53	4	0	4
DGH Kaluthara	332	0	332	11	0	11
Chest H. Welisara	19	0	19	0	0	0
Colombo East Base Hospital	16	0	16	2	0	2
BH Homagama	247	4	251	22	0	22
Dr Neville F. Ho	47	0	47	0	0	0
G.H. Chilaw	455	0	455	4	0	4
G.H. Matara	61	2	63	0	0	0
KDU Hospital	60	0	60	7	0	7
G.H. Vavunia	77	0	77	0	0	0
B.H. Marawila	76	0	76	2	0	2
S.J.Pura TH	377	1	378	12	0	12
B.H. Beruwala	8	0	8	0	0	0
B.H. Kathankudi	2	0	2	2	0	2
Total	Incorrect to total as transfers counts in both the institutions			173	0	173#

Source : Epidemiology Unit, Disease Surveillance System

District Distribution of Confirmed Patients

HEALTH DISTRICT	Count
COLOMBO	120
KALUTARA	58
PUTTALAM	35
GAMPAHA	33
JAFFNA	16
KANDY	7
RATNAPURA	5
KEGALLE	4
KURUNEGALA	2
MATARA	2
KALMUNAI	2
GALLE	1
BATTICOLOA	1
BADULLA	1
VAVUNIA	1
MATALE	0
NUWARAELIYA	0
HAMBANTOTA	0
KILINCHCHI	0
MANNAR	0
MULLATIVU	0
AMPARA	0
TRINCOMALEE	0
ANURADHAPURA	0
POLONNARUWA	1
MONERAGALA	0
QUARANTINE CENTERS	38
FOREIGNERS	3
Total	330*