



Epidemiology Unit Ministry of Health

231, De Saram Place, Colombo 10, Sri Lanka

Tel: (+94 11) 2695112, 2681548, 4740490, 4740491, 4740492 Fax: (+94 11) 2696583 E-mail: chepid@slt.net.lk, epidunit@slt.net.lk Web: www.epid.gov.lk

Coronavirus disease 2019 (COVID-19) - Situation Report – 23.06.2021– 10 a.m.

An outbreak of pneumonia of unknown reason was first reported on 31st December 2019 from Wuhan City in Hubei Province of China. On 7th Jan 2020, it was diagnosed as “Novel Corona Virus”. On 30/01, WHO has declared it as a Public Health Emergency of International Concern (PHEIC). On 11/02/2020 the WHO renamed the disease as COVID-19 and on 11/03/2020 declared as pandemic. The incubation period is reported as 2-14 days.

Patients identified in last 24H		
Total Confirmed		2093
Returnees (+ close contacts) from other countries	Sri Lankans	22
	Foreigners	0
New Year Cluster		2060
Prison cluster		11

Details of COVID 19 diagnosed patients – Last 24H				
Number inward as at yesterday-10 am	COVID 19 Positive – last 24H	Discharged from the hospital – last 24H	Number of deaths reported – last 24H	Number inward/waiting to admit as at today-10 am
29891	2093	1890	71	30023

Local Situation



Total Number Confirmed		243913
Imported Cases (Returnees from other countries)	Foreigners	328
	Sri Lankans	4924
Local Cases	Navy & their close contacts	950
	Kandakadu cluster & their close contacts	651
	Minuwangoda Cluster	3059
	Fish Market\ Harbour Cluster	82785
	Prison cluster	6877
	New Year Cluster	144026
Others		313

Total Number Confirmed	243913
Total Number Recovered	211186
Total Number of Deaths	2704
Hospitalized/waiting to admit – today 10 am	30023

Suspected and hospitalized – today 10 am	1289
---	-------------

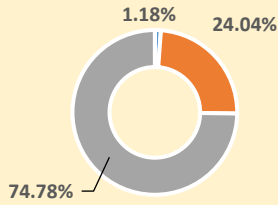
COVID-19 Vaccination	1 st Dose	2 nd Dose
Covishield Vaccine	925242	372675
Sinopharm Vaccine	1448601	470870
Sputnik V	113454	14323

District	1 st Wave	2 nd Wave	3 rd Wave	Total
Colombo	174	32123	26764	59061
Gampaha	51	18483	23456	41990
Kalutara	72	6986	19662	26720
Kandy	19	5710	7083	12812
Kurunegala	30	3191	9557	12778
Galle	4	2645	7745	10394
Ratnapura	9	3654	6182	9845
Matara	4	1544	4376	5924
Matale	5	1214	3630	4849
Nuwara Eliya	2	1259	4991	6252
Kegalle	10	1770	2778	4558
Jaffna	16	1441	3114	4571
Badulla	4	1358	3339	4701
Puttalam	39	1024	2787	3850
Anuradhapura	31	820	2536	3387
Hambantota	3	710	2212	2925
Trincomalee	4	651	2190	2845
Monaragala	6	545	1858	2409
Polonnaruwa	10	475	1527	2012
Ampara	9	498	1118	1625
Kalmunai	18	1296	397	1711
Batticaloa	1	699	1549	2249
Vavuniya	2	623	718	1343
Mullaitivu	0	278	707	985
Kilinochchi	0	250	899	1149
Mannar	0	379	345	724

COVID 19 Deaths	2704
 1568	
 1136	

Age distribution of deaths

- < 30
- 30-59
- >=60



Number of COVID -19 suspected patients - 1289

Hospital	Total suspected up to now			Today 10am		
	SL	Forei.	Total	SL	Forei.	Total
NIID	1471	76	1547	6	0	6
NHSL	49560	16	49576	111	0	111
TH Ragama	7697	5	7702	72	0	72
TH Karapitiya	2716	27	2743	86	0	86
TH A'pura	4191	2	4193	19	0	19
TH Kurun.	4062	1	4063	23	0	23
TH Jaffna	998	2	1000	2	0	2
NH Kandy	2921	6	2927	37	0	37
TH Batt.	1239	0	1239	60	0	60
DGH Gampaha	2300	4	2304	80	0	80
DGH Negombo	3518	15	3533	80	0	80
TH Rathn.	2168	0	2168	72	0	72
PGH Badulla	1294	2	1296	10	0	10
LRH	783	0	783	27	0	27
DMH	2961	1	2962	16	0	16
DGH Polon'wa	3515	6	3521	15	0	15
TH Kalubowila	9024	5	9029	5	0	5
Castle St TH	1338	0	1338	6	0	6
BH Hambanthota	393	2	395	0	0	0
BH Mona'gala	1087	0	1087	11	0	11
BH Welikanda	69	1	70	0	0	0
DGH Kaluthara	4734	2	4736	171	0	171
Chest H. Welisara	3134	2	3136	22	0	22
Colombo East Base	411	0	411	2	0	2
G.H. Chilaw	8862	1	8863	32	0	32
G.H. Matara	241	2	243	0	0	0
KDU Hospital	21038	0	21038	40	0	40
G.H. Vavunia	450	0	450	0	0	0
B.H. Marawila	1012	1	1013	2	0	2
S.J.Pura TH	35086	2	35088	271	0	271
BH Theldeniya	176	0	176	5	0	5
BH Tangalle	248	1	249	5	0	5
NIMH	1528	0	1528	53	0	53
Total	Incorrect to total as transfers counts in both the institutions			1289	0	1289

COVID 19 positivity rates among symptomatic patients presenting to government sector hospitals : 2021

