



Epidemiology Unit Ministry of Health

231, De Saram Place, Colombo 10, Sri Lanka

Tel: (+94 11) 2695112, 2681548, 4740490, 4740491, 4740492 Fax: (+94 11) 2696583 E-mail: chepid@slt.net.lk, epidunit@slt.net.lk Web: www.epid.gov.lk

Coronavirus disease 2019 (COVID-19) - Situation Report – 25.04.2021– 10 a.m.

An outbreak of pneumonia of unknown reason was first reported on 31st December 2019 from Wuhan City in Hubei Province of China. On 7th Jan 2020, it was diagnosed as “Novel Corona Virus”. On 30/01, WHO has declared it as a Public Health Emergency of International Concern (PHEIC). On 11/02/2020 the WHO renamed the disease as COVID-19 and on 11/03/2020 declared as pandemic. The incubation period is reported as 2-14 days.

Patients identified in last 24H		
Total Confirmed	895	
Returnees (+ close contacts) from other countries	Sri Lankans	9
	Foreigners	6
Kandakadu Rehab. Center detainees and their contacts	0	
Hospital samples (admitted with clinical signs/symptoms)	0	
Sub clusters related to Peliyagoda cluster	853	
Prison cluster	27	

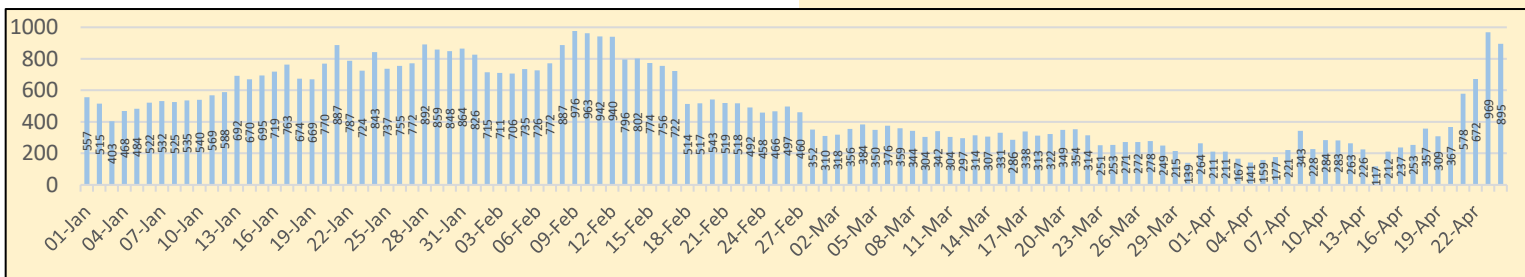
Details of COVID 19 diagnosed patients – Last 24H				
Number inward as at yesterday-10 am	COVID 19 Positive - last 24H	Discharged from the hospital - last 24H	Number of deaths - last 24H	Number inward as at today-10 am
4898	895	156	4	5633

Local Situation

Total Number Confirmed		100586
Imported Cases (Returnees from other countries)	Foreigners	291
	Sri Lankans	3418
Local Cases	Navy & their close contacts	950
	Kandakadu cluster & their close contacts	651
	Sub clusters related to Minuwangoda/Peliyagoda/ Prison cluster	94963
	Others	313

Total Number Confirmed	100586
Total Number Recovered	94311
Total Number of Deaths	642
Confirmed and hospitalized - today 10 am	5633

Suspected and hospitalized - today 10 am	638
---	------------



COVID-19 Total Vaccinated

925242



Country	Cumulative Cases per 1 million population	COVID-19 deaths per 1 million population
Sri Lanka	4614	29
India	10716	128
Singapore	10394	5
Australia	1157	36
South East Asian Region	8755	118

HEALTH DISTRICT

Count

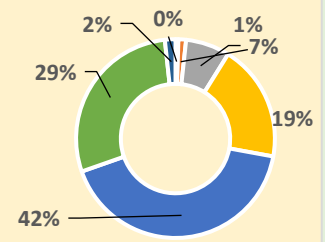
COLOMBO	31327
GAMPAHA	19201
PUTTALAM	1493
KALUTARA	7008
ANURADHAPURA	707
KANDY	4334
KURUNEGALA	3757
POLONNARUWA	258
JAFFNA	1377
RATNAPURA	3098
KEGALLE	1745
MONERAGALA	675
KALMUNAI	1303
MATALE	1140
GALLE	2634
AMPARA	343
BADULLA	1580
MATARA	1867
BATTICOLOA	599
HAMBANTOTA	830
VAVUNIA	448
TRINCOMALEE	612
NUWARAELIYA	1445
KILINOCHCHI	146
MANNAR	299
MULLATIVU	63

Note: Considered only the individuals who contracted the disease from the districts

COVID 19 Deaths	642
	407
	235

Age distribution of deaths

- < 15
- 16 - 30
- 31 - 45
- 46 - 60
- 61 - 75
- 76 - 90
- >90



Number of COVID -19 suspected patients -638						
Hospital	Total suspected up to			Today 10am		
	SL	Forei.	Total	SL	Forei.	Total
NIID	1376	76	1452	10	0	10
NHSL	40435	16	40451	4	0	4
TH Ragama	4246	5	4251	21	0	21
TH Karapitiya	1207	27	1234	10	0	10
TH A'pura	2806	2	2808	18	0	18
TH Kurun.	2290	1	2291	46	0	46
TH Jaffna	558	2	560	1	0	1
NH Kandy	2060	6	2066	17	0	17
TH Batti.	704	0	704	5	0	5
DGH Gampaha	1210	4	1214	7	0	7
DGH Negombo	2539	15	2554	6	0	6
TH Rathn.	1168	0	1168	9	0	9
PGH Badulla	602	2	604	24	0	24
LRH	489	0	489	2	0	2
DMH	2727	1	2728	6	0	6
DGH Polon'wa	2319	6	2325	11	0	11
TH Kalubowila	2227	5	2232	8	0	8
Castle St TH	827	0	827	0	0	0
BH Hambanthota	385	2	387	0	0	0
BH Mona'gala	688	0	688	5	0	5
BH Welikanda	69	1	70	0	0	0
DGH Kaluthara	1552	2	1554	6	0	6
Chest H. Welisara	2568	2	2570	18	0	18
Colombo East Base	327	0	327	8	0	8
G.H. Chilaw	7556	1	7557	20	0	20
G.H. Matara	6	2	8	0	0	0
KDU Hospital	15773	0	15773	163	0	163
G.H. Vavunia	367	0	367	1	0	1
B.H. Marawila	756	1	757	5	0	5
S.J.Pura TH	21187	2	21189	162	0	162
BH Theldeniya	161	0	161	3	0	3
BH Tangalle	99	1	100	4	0	4
NIMH	1144	0	1144	38	0	38
Total	Incorrect to total as transfers counts in both the institutions			638	0	638

Source: Epidemiology Unit, Disease Surveillance System

Hospital	Inward Today 10am			Discharged during last		
	SL	Forei	Total	SL	Forei	Total
NIID	132	1	133	8	4	12
BH Welikanda	110	0	110	2	0	2
Iranawila Hospital	46	0	46	4	0	4
BH Minuwangoda	51	0	51	0	0	0
Colombo East Base Hospital	72	0	72	0	0	0
TH Anuradhapura	96	0	96	5	0	5
Neville P'do hospital	173	0	173	25	0	25
DGH Hambanthota	84	0	84	0	0	0
DH Rambukkana	81	0	81	0	0	0
Kamburugamuwa	58	0	58	0	0	0
Kathankudy Hospital	60	0	60	0	0	0
BH Theldeniya	44	0	44	0	0	0
BH Homagama	104	0	104	2	0	2
BH Galgamuwa	0	0	0	0	0	0
DH Abanpola	39	0	39	9	0	9
DH Lunawa	97	0	97	13	0	13
DH Ingiriya	28	0	28	1	0	1
DH Kosgama	50	0	50	2	0	2
DH Dankotuwa	62	0	62	0	0	0
DH Divulapitiya	92	0	92	1	0	1
DH Laggala Pallegama	106	0	106	3	0	3
DH Dompe	41	0	41	0	0	0
DH Pimbura	54	0	54	1	0	1
DH Karadiyanaru	0	0	0	0	0	0
DH Radawana	46	0	46	0	0	0
Ichchilampattu Hospital	76	0	76	1	0	1
DH Padiyathalawa	0	0	0	0	0	0
NHRD (Welisara)	0	0	0	0	0	0
DH Palamune	10	0	10	0	0	0
DH Udugoda	0	0	0	0	0	0
DH Narammala	60	0	60	2	0	2
DH Iththevana	34	0	34	1	0	1
DH Mathugama	44	0	44	1	0	1
DH Bandaragama	32	0	32	3	0	3
DH Nochchiyagama	16	0	16	0	0	0
DH Nawagamuwa	13	0	13	0	0	0
DH Bandarawela	78	0	78	0	0	0
DH Haguranketha	20	0	20	0	0	0
Army Hospital Panagoda	3	0	3	0	0	0
SLAF BH Katunayake	8	0	8	0	0	0
NIMH	14	0	14	0	0	0
Kandakadu treatment Centre	0	0	0	0	0	0
Gallela treatment Centre	0	0	0	0	0	0
Punani treatment Centre	0	0	0	0	0	0
Embilipitiya treatment Centre	82	0	82	2	0	2
Kahagolla treat. Centre	0	0	0	0	0	0
Samanalawewa treatment Centre	0	0	0	0	0	0
Rehabilitation Centre Ampara	26	0	26	0	0	0
Kahawatta treat. Centre	0	0	0	0	0	0
Wathupitiwela Treat. Centre	127	0	127	0	0	0
Bingiriya treat. Centre	353	0	353	2	0	2
Rambukkana treat. Centre	27	0	27	0	0	0
Polgolla treatment Centre	0	0	0	0	0	0
Yakkala treatment Centre	102	0	102	3	0	3
Kopai treatment Centre	94	0	94	6	0	6
Police training school Kalutara	0	0	0	0	0	0
Karandeniya treatment Centre	0	0	0	0	0	0
Panideniya treat. Centre	73	0	73	1	0	1
Darga town treatment Centre	56	0	56	3	0	3
BH Warakapola	161	0	161	0	0	0
Krishnapuram Treatment Center - Kilinochchi	109	0	109	0	0	0
Damba'eniya Treat. Centre	323	0	323	35	0	35
Hikkaduwa Treat. Centre	202	0	202	5	0	5
Weligama Treat. Centre	17	0	17	2	0	2
Giriulla Treat. Centre	344	0	344	5	0	5
Bidunwewa Treat. Centre	0	0	0	0	0	0
Koggala Beach Hotel	112	0	112	4	0	4
Hikkaduwa Super Corel-ICC	0	0	0	0	0	0
Habaraduwa treat. Centre	0	0	0	0	0	0