



Epidemiology Unit Ministry of Health

231, De Saram Place, Colombo 10, Sri Lanka

Tel: (+94 11) 2695112, 2681548, 4740490, 4740491, 4740492 Fax: (+94 11) 2696583 E-mail: chepid@slt.net.lk, epidunit@slt.net.lk Web: www.epid.gov.lk

Coronavirus disease 2019 (COVID-19) - Situation Report – 26.04.2021– 10 a.m.

An outbreak of pneumonia of unknown reason was first reported on 31st December 2019 from Wuhan City in Hubei Province of China. On 7th Jan 2020, it was diagnosed as “Novel Corona Virus”. On 30/01, WHO has declared it as a Public Health Emergency of International Concern (PHEIC). On 11/02/2020 the WHO renamed the disease as COVID-19 and on 11/03/2020 declared as pandemic. The incubation period is reported as 2-14 days.

Patients identified in last 24H		
Total Confirmed	793	
Returnees (+ close contacts) from other countries	Sri Lankans	10
	Foreigners	0
Kandakadu Rehab. Center detainees and their contacts	0	
Hospital samples (admitted with clinical signs/symptoms)	0	
Sub clusters related to Peliyagoda cluster	772	
Prison cluster	11	

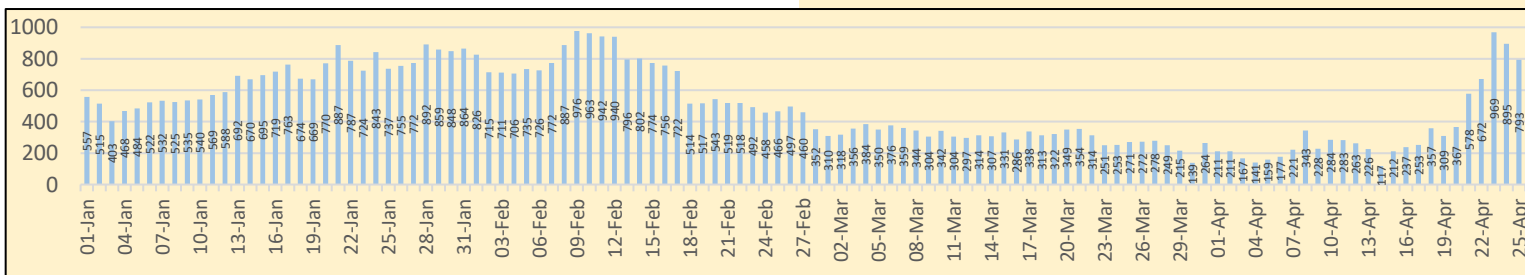
Details of COVID 19 diagnosed patients – Last 24H				
Number inward as at yesterday-10 am	COVID 19 Positive - last 24H	Discharged from the hospital - last 24H	Number of deaths - last 24H	Number inward as at today-10 am
5633	793	266	2	6158

Local Situation

Total Number Confirmed		101379
Imported Cases (Returnees from other countries)	Foreigners	291
	Sri Lankans	3428
Local Cases	Navy & their close contacts	950
	Kandakadu cluster & their close contacts	651
	Sub clusters related to Minuwangoda/Peliyagoda/ Prison cluster	95746
	Others	313

Total Number Confirmed	101379
Total Number Recovered	94577
Total Number of Deaths	644
Confirmed and hospitalized - today 10 am	6158

Suspected and hospitalized - today 10 am	939
---	------------



COVID-19 Total Vaccinated

925242



Country	Cumulative Cases per 1 million population	COVID-19 deaths per 1 million population
Sri Lanka	4650	29
India	10716	128
Singapore	10394	5
Australia	1157	36
South East Asian Region	8755	118

HEALTH DISTRICT

Count

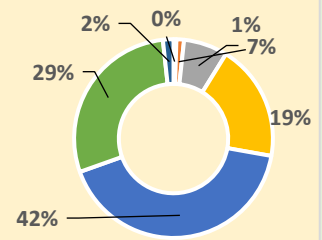
COLOMBO	31578
GAMPAHA	19359
PUTTALAM	1516
KALUTARA	7109
ANURADHAPURA	707
KANDY	4364
KURUNEGALA	3869
POLONNARUWA	258
JAFFNA	1392
RATNAPURA	3130
KEGALLE	1745
MONERAGALA	704
KALMUNAI	1304
MATALE	1178
GALLE	2661
AMPARA	346
BADULLA	1581
MATARA	1873
BATTICOLOA	599
HAMBANTOTA	841
VAVUNIA	448
TRINCOMALEE	615
NUWARAELIYA	1448
KILINOCHCHI	146
MANNAR	299
MULLATIVU	66

Note: Considered only the individuals who contracted the disease from the districts

COVID 19 Deaths	644
	408
	236

Age distribution of deaths

- < 15
- 16 - 30
- 31 - 45
- 46 - 60
- 61 - 75
- 76 - 90
- >90



Number of COVID -19 suspected patients -939						
Hospital	Total suspected up to			Today 10am		
	SL	Forei.	Total	SL	Forei.	Total
NIID	1376	76	1452	9	0	9
NHSL	40738	16	40754	6	0	6
TH Ragama	4281	5	4286	16	0	16
TH Karapitiya	1217	27	1244	16	0	16
TH A'pura	2820	2	2822	17	0	17
TH Kurun.	2327	1	2328	57	0	57
TH Jaffna	561	2	563	3	0	3
NH Kandy	2068	6	2074	23	0	23
TH Batti.	706	0	706	2	0	2
DGH Gampaha	1223	4	1227	7	0	7
DGH Negombo	2544	15	2559	9	0	9
TH Rathn.	1179	0	1179	13	0	13
PGH Badulla	619	2	621	24	0	24
LRH	491	0	491	2	0	2
DMH	2733	1	2734	6	0	6
DGH Polon'wa	2348	6	2354	23	0	23
TH Kalubowila	2247	5	2252	10	0	10
Castle St TH	829	0	829	1	0	1
BH Hambanthota	385	2	387	0	0	0
BH Mona'gala	704	0	704	12	0	12
BH Welikanda	69	1	70	0	0	0
DGH Kaluthara	1569	2	1571	6	0	6
Chest H. Welisara	2579	2	2581	26	0	26
Colombo East Base	329	0	329	13	0	13
G.H. Chilaw	7590	1	7591	23	0	23
G.H. Matara	6	2	8	0	0	0
KDU Hospital	15855	0	15855	82	0	82
G.H. Vavunia	369	0	369	2	0	2
B.H. Marawila	756	1	757	5	0	5
S.J.Pura TH	21668	2	21670	481	0	481
BH Theldeniya	162	0	162	4	0	4
BH Tangalle	99	1	100	4	0	4
NIMH	1149	0	1149	37	0	37
Total	Incorrect to total as transfers counts in both the institutions		939	0	939	

Source: Epidemiology Unit, Disease Surveillance System

Hospital	Inward Today 10am			Discharged during last		
	SL	Forei	Total	SL	Forei	Total
NIID	129	1	130	8	0	8
BH Welikanda	98	0	98	18	0	18
Iranawila Hospital	48	0	48	1	0	1
BH Minuwangoda	51	0	51	0	0	0
Colombo East Base Hospital	85	0	85	1	0	1
TH Anuradhapura	125	0	125	1	0	1
Neville P'do hospital	289	0	289	0	0	0
DGH Hambanthota	145	0	145	2	0	2
DH Rambukkana	81	0	81	0	0	0
Kamburugamuwa	76	0	76	0	0	0
Kathankudy Hospital	60	0	60	0	0	0
BH Theldeniya	56	0	56	1	0	1
BH Homagama	110	0	110	5	0	5
BH Galgamuwa	0	0	0	0	0	0
DH Abanpola	29	0	29	13	0	13
DH Lunawa	100	0	100	4	0	4
DH Ingiriya	34	0	34	4	0	4
DH Kosgama	59	0	59	1	0	1
DH Dankotuwa	70	0	70	0	0	0
DH Divulapitiya	95	0	95	6	0	6
DH Laggala Pallegama	114	0	114	13	0	13
DH Dompe	38	0	38	0	0	0
DH Pimbura	60	0	60	2	0	2
DH Karadiyanaru	0	0	0	0	0	0
DH Radawana	42	0	42	4	0	4
Ichchilampattu Hospital	67	0	67	17	0	17
DH Padiyathalawa	0	0	0	0	0	0
NHRD (Welisara)	0	0	0	0	0	0
DH Palamune	10	0	10	0	0	0
DH Undugoda	11	0	11	0	0	0
DH Narammala	56	0	56	8	0	8
DH Iththepana	34	0	34	1	0	1
DH Mathugama	43	0	43	4	0	4
DH Bandaragama	34	0	34	2	0	2
DH Nochchiyagama	32	0	32	1	0	1
DH Nawagamuwa	17	0	17	1	0	1
DH Bandarawela	78	0	78	0	0	0
DH Haguranketha	20	0	20	3	0	3
Army Hospital Panagoda	3	0	3	0	0	0
SLAF BH Katunayake	12	0	12	0	0	0
NIMH	13	0	13	2	0	2
Kandakadu treatment Centre	0	0	0	0	0	0
Gallela treatment Centre	0	0	0	0	0	0
Punani treatment Centre	0	0	0	0	0	0
Embilipitiya treatment Centre	120	0	120	0	0	0
Kahagolla treat. Centre	0	0	0	0	0	0
Samanalawewa treatment Centre	0	0	0	0	0	0
Rehabilitation Centre Ampara	26	0	26	0	0	0
Kahawatta treat. Centre	0	0	0	0	0	0
Wathupitiwela Treat. Centre	109	0	109	0	0	0
Bingiriya treat. Centre	399	0	399	8	0	8
Rambukkana treat. Centre	121	0	121	0	0	0
Polgolla treatment Centre	0	0	0	0	0	0
Yakkala treatment Centre	99	0	99	5	0	5
Kopai treatment Centre	73	0	73	23	0	23
Police training school Kalutara	0	0	0	0	0	0
Karadeniya treatment Centre	0	0	0	0	0	0
Panideniya treat. Centre	80	0	80	1	0	1
Darga town treatment Centre	57	0	57	2	0	2
BH Warakapola	193	0	193	25	0	25
Krishnapuram Treatment Center - Kilinochchi	111	0	111	1	0	1
Dambaeniya Treat. Centre	206	0	206	38	0	38
Hikkaduwa Treat. Centre	213	0	213	3	0	3
Weligama Treat. Centre	49	0	49	7	0	7
Giriulla Treat. Centre	368	0	368	26	0	26
Bidunwewa Treat. Centre	0	0	0	0	0	0
Koggala Beach Hotel	124	0	124	4	0	4
Hikkaduwa Super Corel-ICC	0	0	0	0	0	0
Habaraduwa treat. Centre	0	0	0	0	0	0