



Epidemiology Unit Ministry of Health

231, De Saram Place, Colombo 10, Sri Lanka

Tel: (+94 11) 2695112, 2681548, 4740490, 4740491, 4740492 Fax: (+94 11) 2696583 E-mail: chepid@slt.net.lk, epidunit@slt.net.lk Web: www.epid.gov.lk

Coronavirus disease 2019 (COVID-19) - Situation Report – 27.04.2021– 10 a.m.

An outbreak of pneumonia of unknown reason was first reported on 31st December 2019 from Wuhan City in Hubei Province of China. On 7th Jan 2020, it was diagnosed as “Novel Corona Virus”. On 30/01, WHO has declared it as a Public Health Emergency of International Concern (PHEIC). On 11/02/2020 the WHO renamed the disease as COVID-19 and on 11/03/2020 declared as pandemic. The incubation period is reported as 2-14 days.

Patients identified in last 24H		
Total Confirmed	997	
Returnees (+ close contacts) from other countries	Sri Lankans	41
	Foreigners	4
Kandakadu Rehab. Center detainees and their contacts	0	
Hospital samples (admitted with clinical signs/symptoms)	0	
Sub clusters related to Peliyagoda cluster	944	
Prison cluster	8	

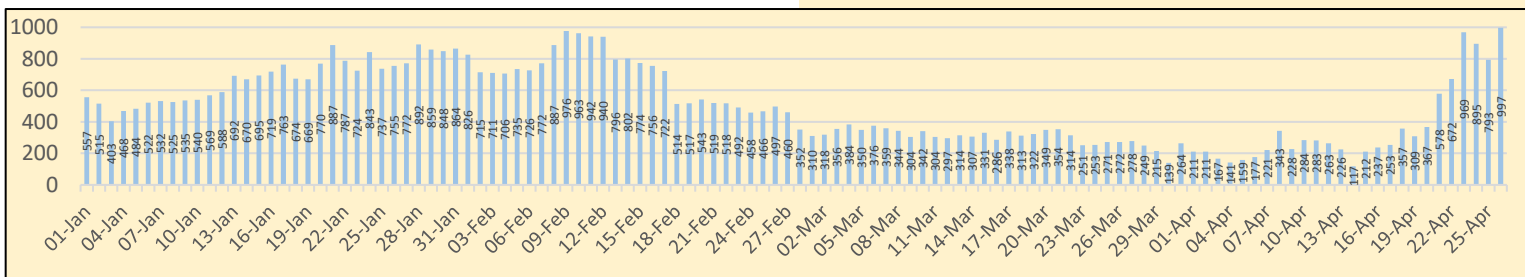
Details of COVID 19 diagnosed patients – Last 24H				
Number inward as at yesterday-10 am	COVID 19 Positive - last 24H	Discharged from the hospital - last 24H	Number of deaths - last 24H	Number inward as at today-10 am
6158	997	279	3	6873

Local Situation

Total Number Confirmed		102376
Imported Cases (Returnees from other countries)	Foreigners	295
	Sri Lankans	3469
Local Cases	Navy & their close contacts	950
	Kandakadu cluster & their close contacts	651
	Sub clusters related to Minuwangoda/Peliyagoda/ Prison cluster	96698
	Others	313

Total Number Confirmed	102376
Total Number Recovered	94856
Total Number of Deaths	647
Confirmed and hospitalized - today 10 am	6873

Suspected and hospitalized - today 10 am	721
---	------------





COVID-19 Total Vaccinated	925242
----------------------------------	---------------

Country	Cumulative Cases per 1 million population	COVID-19 deaths per 1 million population
Sri Lanka	4696	29
India	10716	128
Singapore	10394	5
Australia	1157	36
South East Asian Region	8755	118

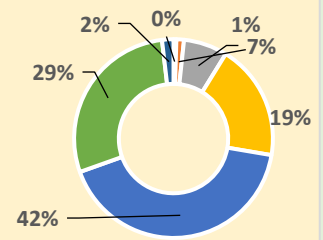
HEALTH DISTRICT	Count
COLOMBO	31754
GAMPAHA	19480
PUTTALAM	15556
KALUTARA	7189
ANURADHAPURA	708
KANDY	4373
KURUNEGALA	3977
POLONNARUWA	259
JAFFNA	1397
RATNAPURA	3148
KEGALLE	1759
MONERAGALA	737
KALMUNAI	1306
MATALE	1272
GALLE	2677
AMPARA	359
BADULLA	1581
MATARA	1880
BATTICOLOA	599
HAMBANTOTA	844
VAVUNIA	463
TRINCOMALEE	618
NUWARAELIYA	1453
KILINOCHCHI	147
MANNAR	299
MULLATIVU	67

Note: Considered only the individuals who contracted the disease from the districts

COVID 19 Deaths	647
	409
	238

Age distribution of deaths

- < 15
- 16 - 30
- 31 - 45
- 46 - 60
- 61 - 75
- 76 - 90
- >90



Number of COVID -19 suspected patients -721						
Hospital	Total suspected up to			Today 10am		
	SL	Forei.	Total	SL	Forei.	Total
NIID	1376	76	1452	4	0	4
NHSL	41067	16	41083	18	0	18
TH Ragama	4307	5	4312	24	0	24
TH Karapitiya	1238	27	1265	18	0	18
TH A'pura	2836	2	2838	22	0	22
TH Kurun.	2350	1	2351	23	0	23
TH Jaffna	564	2	566	3	0	3
NH Kandy	2068	6	2074	26	0	26
TH Batti.	719	0	719	13	0	13
DGH Gampaha	1236	4	1240	7	0	7
DGH Negombo	2548	15	2563	10	0	10
TH Rathn.	1188	0	1188	14	0	14
PGH Badulla	626	2	628	17	0	17
LRH	492	0	492	2	0	2
DMH	2734	1	2735	1	0	1
DGH Polon'wa	2371	6	2377	5	0	5
TH Kalubowila	2268	5	2273	21	0	21
Castle St TH	829	0	829	0	0	0
BH Hambanthota	385	2	387	0	0	0
BH Mona'gala	717	0	717	7	0	7
BH Welikanda	69	1	70	0	0	0
DGH Kaluthara	1581	2	1583	7	0	7
Chest H. Welisara	2604	2	2606	32	0	32
Colombo East Base	331	0	331	14	0	14
G.H. Chilaw	7611	1	7612	23	0	23
G.H. Matara	6	2	8	0	0	0
KDU Hospital	16018	0	16018	163	0	163
G.H. Vavunia	370	0	370	1	0	1
B.H. Marawila	763	1	764	2	0	2
S.J.Pura TH	21864	2	21866	196	0	196
BH Theldeniya	163	0	163	5	0	5
BH Tangalle	99	1	100	4	0	4
NIMH	1159	0	1159	39	0	39
Total	Incorrect to total as transfers counts in both the institutions		721	0	721	

Source: Epidemiology Unit, Disease Surveillance System

	Inward Today 10am			Discharged during last		
	SL	Forei	Total	SL	Foreign	Total
NIID	119	1	120	11	0	11
BH Welikanda	108	0	108	4	0	4
Iranawila Hospital	45	0	45	4	0	4
BH Minuwangoda	50	0	50	1	0	1
Colombo East Base Hospital	91	0	91	2	0	2
TH Anuradhapura	115	0	115	10	0	10
Neville P'do hospital	310	0	310	24	0	24
DGH Hambanthota	210	0	210	2	0	2
DH Rambukkana	68	0	68	12	0	12
Kamburugamuwa	109	0	109	0	0	0
Kathankudy Hospital	60	0	60	0	0	0
BH Theldeniya	86	0	86	1	0	1
BH Homagama	122	0	122	2	0	2
BH Galgamuwa	0	0	0	0	0	0
DH Abanpola	30	0	30	0	0	0
DH Lunawa	85	0	85	16	0	16
DH Ingiriya	37	0	37	0	0	0
DH Kosgama	57	0	57	1	0	1
DH Dankotuwa	71	0	71	2	0	2
DH Divulapitiya	95	0	95	11	0	11
DH Laggala Pallegama	113	0	113	13	0	13
DH Dompe	39	0	39	0	0	0
DH Pimbura	60	0	60	4	0	4
DH Karadiyanaru	0	0	0	0	0	0
DH Radawana	40	0	40	4	0	4
Ichchilampattu Hospital	59	0	59	7	0	7
DH Padiyathalawa	0	0	0	0	0	0
NHRD (Welisara)	0	0	0	0	0	0
DH Palamune	10	0	10	0	0	0
DH Undugoda	40	0	40	0	0	0
DH Narammala	56	0	56	8	0	8
DH Iththepana	35	0	35	0	0	0
DH Mathugama	44	0	44	0	0	0
DH Bandaragama	34	0	34	2	0	2
DH Nochchiyagama	31	0	31	1	0	1
DH Nawagamuwa	23	0	23	0	0	0
DH Bandarawela	76	0	76	0	0	0
DH Haguranketha	20	0	20	0	0	0
Army Hospital Panagoda	6	0	6	0	0	0
SLAF BH Katunayake	17	0	17	0	0	0
NIMH	14	0	14	0	0	0
Kandakadu treatment Centre	0	0	0	0	0	0
Gallela treatment Centre	0	0	0	0	0	0
Punani treatment Centre	0	0	0	0	0	0
Embilipitiya treatment Centre	152	0	152	1	0	1
Kahagolla treat. Centre	0	0	0	0	0	0
Samanalawewa treatment Centre	0	0	0	0	0	0
Rehabilitation Centre Ampara	141	0	141	0	0	0
Kahawatta treat. Centre	0	0	0	0	0	0
Wathupitiwela Treat. Centre	116	0	116	1	0	1
Bingiriya treat. Centre	440	0	440	11	0	11
Rambukkana treat. Centre	243	0	243	0	0	0
Polgolla treatment Centre	0	0	0	0	0	0
Yakkala treatment Centre	91	0	91	3	0	3
Kopai treatment Centre	133	0	133	6	0	6
Police training school Kalutara	0	0	0	0	0	0
Karadeniya treatment Centre	0	0	0	0	0	0
Panideniya treat. Centre	125	0	125	2	0	2
Darga town treatment Centre	55	0	55	2	0	2
BH Warakapola	196	0	196	5	0	5
Krishnapuram Treatment Center - Kilinochchi	103	0	103	0	0	0
Damba'eniya Treat. Centre	309	0	309	17	0	17
Hikkaduwa Treat. Centre	246	0	246	3	0	3
Weligama Treat. Centre	30	0	30	0	0	0
Giriulla Treat. Centre	355	0	355	76	0	76
Bidunwewa Treat. Centre	87	0	87	0	0	0
Koggala Beach Hotel	127	0	127	10	0	10
Hikkaduwa Super Corel-ICC	0	0	0	0	0	0
Habaraduwa treat. Centre	0	0	0	0	0	0
Hanthana Treat. Centre	53	0	53	0	0	0