



## Epidemiology Unit Ministry of Health

231, De Saram Place, Colombo 10, Sri Lanka

Tele: (+94 11) 2695112, 2681548, 4740490, 4740491, 4740492 Fax: (+94 11) 2696583 E-mail: [chepid@slt.net.lk](mailto:chepid@slt.net.lk), [epidunit@slt.net.lk](mailto:epidunit@slt.net.lk) Web: [www.epid.gov.lk](http://www.epid.gov.lk)

### Coronavirus disease 2019 (COVID-19) - Situation Report – 29.05.2021– 10 a.m.

An outbreak of pneumonia of unknown reason was first reported on 31<sup>st</sup> December 2019 from Wuhan City in Hubei Province of China. On 7<sup>th</sup> Jan 2020, it was diagnosed as “Novel Corona Virus”. On 30/01, WHO has declared it as a Public Health Emergency of International Concern (PHEIC). On 11/02/2020 the WHO renamed the disease as COVID-19 and on 11/03/2020 declared as pandemic. The incubation period is reported as 2-14 days.

Patients identified in last 24H		
<b>Total Confirmed</b>		<b>2850</b>
.Returnees (+ close contacts) from other countries	Sri Lankans	5
	Foreigners	0
Kandakadu Rehab. Center detainees and their contacts		0
Hospital samples (admitted with clinical signs/symptoms)		0
New Year Cluster		2845
Prison cluster		0

Details of COVID 19 diagnosed patients – Last 24H				
Number inward as at yesterday-10 am	COVID 19 Positive - last 24H	Discharged from the hospital - last 24H	Number of deaths - last 24H	Number inward/waiting to admit as at today-10 am
<b>27175</b>	<b>2850</b>	<b>2029</b>	<b>39</b>	<b>27957</b>

#### Local Situation

<b>Total Number Confirmed</b>		<b>177711</b>
Imported Cases (Returnees from other countries)	Foreigners	318
	Sri Lankans	4266
Local Cases	Navy & their close contacts	950
	Kandakadu cluster & their close contacts	651
	Minuwangoda Cluster	3059
	Fish Market\ Harbour Cluster	82785
	Prison cluster	5783
	New Year Cluster	79586
Others		313

<b>Total Number Confirmed</b>	<b>177711</b>
Total Number Recovered	148391
Total Number of Deaths	1363
Hospitalized/waiting to admit - today 10 am	27957

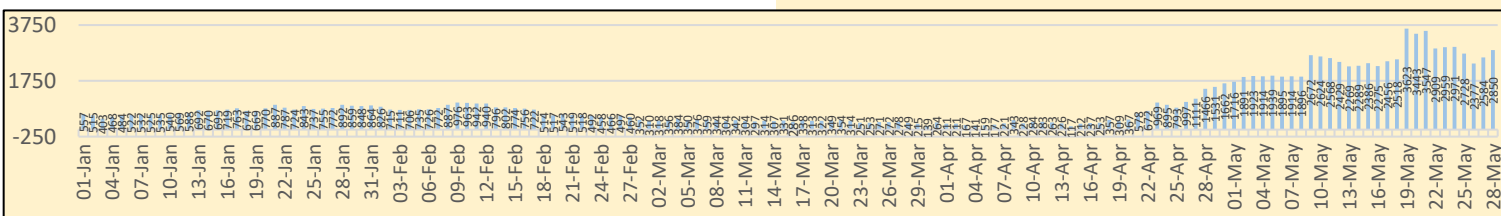
<b>Suspected and hospitalized - today 10 am</b>	<b>1694</b>
---	-------------



COVID-19 Vaccination	1 <sup>st</sup> Dose	2 <sup>nd</sup> Dose
<b>Covishield Vaccine</b>	925242	343293
<b>Sinopharm Vaccine</b>	580031	2435
<b>Sputnik V</b>	14984	-

Country	Cumulative Cases per 1 million population	COVID-19 deaths per 1 million population
Sri Lanka	8151	62
India	19225	217
Singapore	10751	5.4
Australia	1178	36
South East Asian Region	14885	184

HEALTH DISTRICT	Count
COLOMBO	48140
GAMPAHA	32750
KALUTARA	15814
KURUNEGALA	9138
KANDY	7295
GALLE	6544
RATNAPURA	6203
MATARA	4275
MATALE	3704
NUWARAELIYA	3327
PUTTALAM	3465
BADULLA	2936
JAFFNA	2644
KEGALLE	2451
HAMBANTOTA	2057
MONERAGALA	2122
ANURADHAPURA	1661
KALMUNAI	1444
TRINCOMALEE	1355
BATTICOLOA	805
POLONNARUWA	722
AMPARA	657
VAVUNIA	618
KILINOCHCHI	428
MANNAR	432
MULLATIVU	322

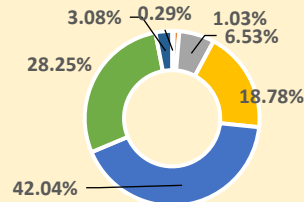
Note: Considered only the individuals who contracted the disease from the districts



<b>COVID 19 Deaths</b>	<b>1363</b>
	814
	550

#### Age distribution of deaths

- < 15
- 16 - 30
- 31 - 45
- 46 - 60
- 61 - 75
- 76 - 90
- >90



#### Number of COVID -19 suspected patients - 1694

Hospital	Total suspected up to now			Today 10am		
	SL	Forei.	Total	SL	Forei.	Total
NIID	1436	76	1512	0	0	0
NHSL	46537	16	46553	167	0	167
TH Ragama	6297	5	6302	220	0	220
TH Karapitiya	2268	27	2295	71	0	71
TH A'pura	3660	2	3662	20	0	20
TH Kurun.	3404	1	3405	91	0	91
TH Jaffna	760	2	762	8	0	8
NH Kandy	2601	6	2607	22	0	22
TH Batti.	993	0	993	52	0	52
DGH Gampaha	1880	4	1884	83	0	83
DGH Negombo	3115	15	3130	90	0	90
TH Rathn.	1696	0	1696	72	0	72
PGH Badulla	1017	2	1019	43	0	43
LRH	627	0	627	17	0	17
DMH	2859	1	2860	22	0	22
DGH Polon'wa	3262	6	3268	12	0	12
TH Kalubowila	4585	5	4590	71	0	71
Castle St TH	879	0	879	17	0	17
BH Hambanthota	385	2	387	0	0	0
BH Mona'gala	1004	0	1004	10	0	10
BH Welikanda	69	1	70	0	0	0
DGH Kaluthara	3150	2	3152	111	0	111
Chest H. Welisara	2939	2	2941	43	0	43
Colombo East Base	377	0	377	-	0	-
G.H. Chilaw	8469	1	8470	28	0	28
G.H. Matara	241	2	243	0	0	0
KDU Hospital	19850	0	19850	0	0	0
G.H. Vavunia	414	0	414	-	0	-
B.H. Marawila	895	1	896	3	0	3
S.J.Pura TH	30187	2	30189	348	0	348
BH Theldeniya	173	0	173	8	0	8
BH Tangalle	219	1	220	18	0	18
NIMH	1374	0	1374	47	0	47
<b>Total</b>	<b>Incorrect to total as transfers counts in both the</b>			<b>1694</b>	<b>0</b>	<b>1694</b>

Source: Epidemiology Unit, Disease Surveillance System

#### Hospital distribution of COVID 19 diagnosed patients

	Inward Today 10am			Discharged during last		
	SL	Forei	Total	SL	Foreign	Total
NIID	141	0	141	16	0	16
BH Welikanda	69	0	69	3	0	3
Iranawila Hospital	114	0	114	7	0	7
BH Minuwangoda	52	0	52	7	0	7
Colombo East Base Hospital	105	0	105	0	0	0
TH Anuradhapura	47	0	47	15	0	15
Neville F' do hospital	468	0	468	47	0	47
DGH Hambanthota	158	0	158	47	0	47
DH Rambukkana	27	0	27	6	0	6
Kamburugamuwa	206	0	206	48	0	48
Kathankudy Hospital	92	0	92	9	0	9
BH Theldeniya	110	0	110	2	0	2
BH Homagama	149	0	149	14	0	14
BH Hingurakgoda	183	0	183	21	0	21
BH Galenbidunawewa	57	0	57	4	0	4
BH Kebithigollewa	40	0	40	8	0	8
DH Abanpola	45	0	45	10	0	10
DH Lunawa	105	0	105	6	0	6
DH Ingiriya	51	0	51	13	0	13
DH Kosgama	73	0	73	13	0	13
DH Dankotuwa	60	0	60	14	0	14
DH Divulapitiya	106	0	106	12	0	12
DH Laggala Pallegama	99	0	99	10	0	10
DH Dompe	42	0	42	6	0	6
DH Pimbura	66	0	66	8	0	8
DH Karadiyanaru	94	0	94	0	0	0
DH Radawana	19	0	19	2	0	2
Ichchimappattu Hospital	61	0	61	14	0	14
DH Padiyathalawa	45	0	45	1	0	1
NHRD (Welisara)	23	0	23	1	0	1
DH Palamune	70	0	70	9	0	9
DH Undugoda	102	0	102	18	0	18
DH Narammala	65	0	65	7	0	7
DH Itthepana	27	0	27	4	0	4
DH Mathugama	56	0	56	0	0	0
DH Bandaragama	34	0	34	3	0	3
DH Nochiyagama	32	0	32	10	0	10
DH Nawagamuwa	26	0	26	2	0	2
DH Bandarawela	53	0	53	0	0	0
DH Haguranketha	15	0	15	11	0	11
DH Belligala	35	0	35	14	0	14
DH Katugasthota	16	0	16	5	0	5
DH Wattagama	31	0	31	0	0	0
DH Walapane	56	0	56	32	0	32
DH Damana	49	0	49	6	0	6
DH Deyyandara	19	0	19	4	0	4
DH Medagama	79	0	79	14	0	14
DH Pallegama	38	0	38	4	0	4
DH Wethara	43	0	43	0	0	0
DH Kithulgala	59	0	59	6	0	6
DH Kuchcheweli	87	0	87	6	0	6
DH Thammannawa	24	0	24	1	0	1
DH Middeniya	19	0	19	0	0	0
DH Ambalanthota	78	0	78	13	0	13
DH Rakwana	2	0	2	0	0	0
DH Nakulugamuwa	17	0	17	3	0	3
Army Hospital Panagoda	94	0	94	0	0	0
SLAF BH Katunayake	31	0	31	5	0	5
NIMH	26	0	26	1	0	1
Ayurweda hospital Rajagiriya	131	0	131	18	0	18
Galuwapokuna Treat. Centre	100	0	100	23	0	23
Kandakadu treatment Centre	281	0	281	91	0	91
Gallela treatment Centre	372	0	372	64	0	64
Punani treatment Centre	466	0	466	91	0	91
Embilipitiya treatment Centre	125	0	125	38	0	38
Kahagolla treat. Centre	217	0	217	44	0	44
Rehabilitation Centre Ampara	180	0	180	14	0	14
Kahawatta treat. Centre	279	0	279	49	0	49
Wathupitiwela Treat. Centre	98	0	98	13	0	13
Bingiriya treat. Centre	495	0	495	158	0	158
Rambukkana treat. Centre	297	0	297	60	0	60
Yakkala treatment Centre	57	0	57	13	0	13
Kopai treatment Centre	243	0	243	33	0	33
Karadeniya treatment Centre	117	0	117	31	0	31
Panideniya treat. Centre	311	0	311	62	0	62
Darga town treatment Centre	12	0	12	0	0	0
BH Warakapola	196	0	196	21	0	21
Krishnapuram Treatment Center -	147	0	147	0	0	0
Dambadeniya Treat. Centre	425	0	425	0	0	0
Hikkaduwa Treat. Centre	156	0	156	22	0	22
Weligama Treat. Centre	72	0	72	5	0	5
Giriulla Treat. Centre	329	0	329	48	0	48
Bidunwewa Treat. Centre	144	0	144	33	0	33
Koggala Beach Hotel	103	0	103	11	0	11
Habaraduwa treat. Centre	150	0	150	14	0	14
Hanthana treat. Centre	87	0	87	8	0	8
Kundasale treat. Centre	67	0	67	21	0	21
Punani Brandix treat. Rx Centre	158	0	158	32	0	32
ICC Kande Ela	32	0	32	32	0	32
ICC Bogawantalawa	41	0	41	26	0	26
ICC Hardy Technical College	244	0	244	10	0	10
Naleemiah school ICC	123	0	123	1	0	1
Marathamunei ITC	64	0	64	9	0	9
Pasdunrata ITC	287	0	287	41	0	41
Sripali Horana ITC	238	0	238	42	0	42
Gampola Youth Centre ITC	69	0	69	14	0	14
Gomarandadawala ITC	61	0	61	13	0	13
Pudukudiruppu ICC	66	0	66	20	0	20
Angunakopapelessa ICC	201	0	201	35	0	35
Citrus ICC	70	0	70	55	0	55
Kalawana ICC	79	0	79	9	0	9
Parathipuram ICC	63	0	63	40	0	40
Kadaikadu ICC	290	0	290	0	0	0
Murikandi ICC	63	0	63	101	0	101
Boossa Army camp ICC	130	0	130	17	0	17
STF Katukurunda ICC	115	0	115	0	0	0
Nilaweli ICC	85	0	85	5	0	5