



Stop the spread. Stay at home. Save lives.

Stop the spread. Stay at home. Save lives.
Get information and guidance on the coronavirus outbreak.

[Visit the coronavirus guidance hub](#)

Close

MAYOR OF LONDON

LONDONASSEMBLY

 Menu

Search...



[Home](#) > [What we do](#) > [Coronavirus updates and guidance](#) > **[Coronavirus numbers in London](#)**

Coronavirus numbers in London

In the 24-hour period ending 5pm Thursday 9 April, it was announced that a further **249** people who tested positive for COVID-19 were confirmed to have died in hospitals in the Greater London area.

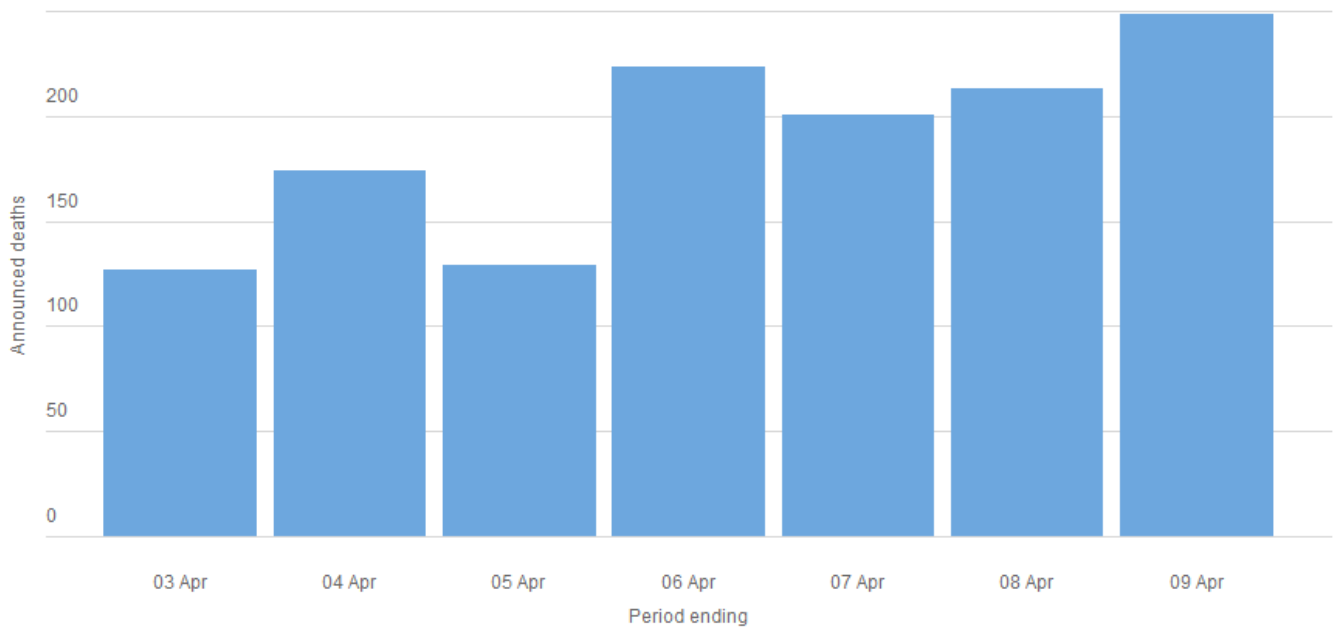
This brought the total number of reported deaths in London hospitals of patients who tested positive for COVID-19 to **2,369**.

These data are published by NHS England and updated daily with the deaths from the most recently completed reporting period.

Announced deaths by reporting period ending 5pm

Deaths announced by reporting period

Daily announced COVID-19 deaths in London hospitals over the last week



Source: NHS England COVID-19 Daily Deaths
Graphic by GLA City Intelligence

	1 April	2 April	3 April	4 April	5 April	6 April	7 April	8 April	9 April
England	561	604	636	555	403	758	828	765	866
London	162	161	127	174	129	224	201	213	249

Source: NHS COVID-19 Daily Deaths1

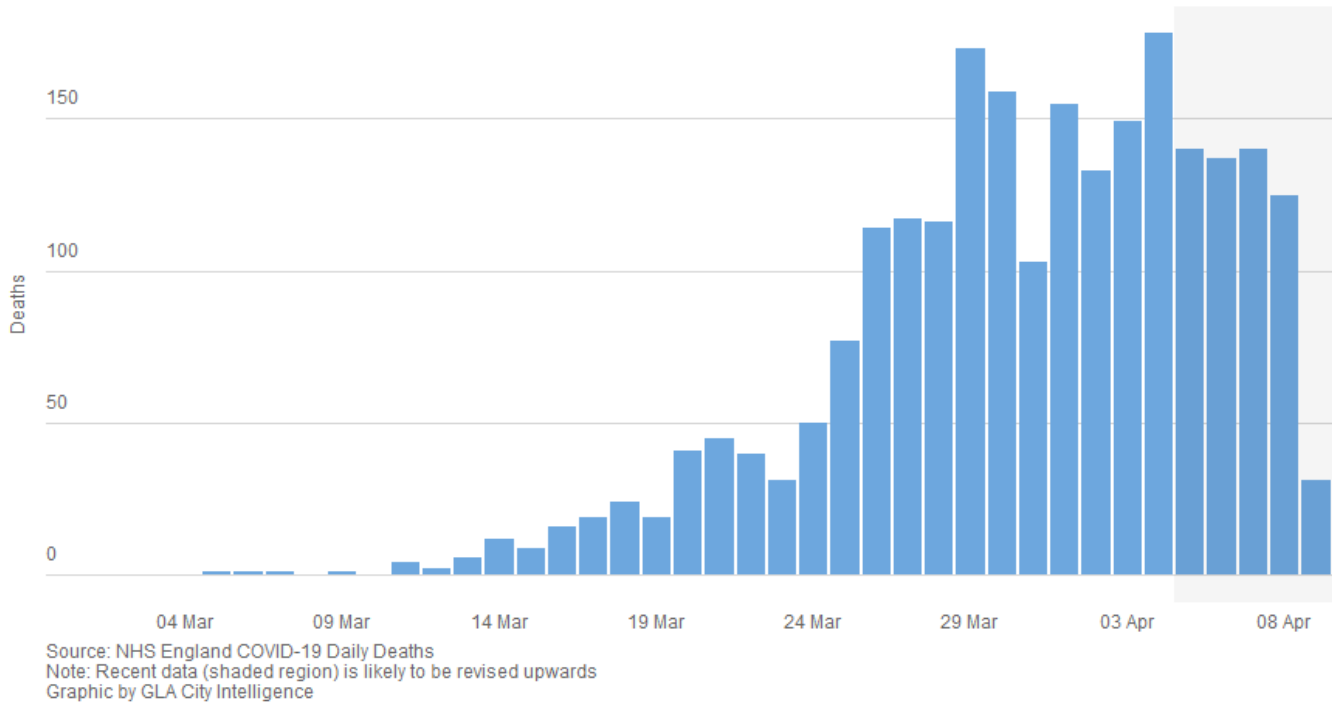
Occurrences and delays in reporting

Confirmation of COVID-19 diagnosis, death notification and reporting in central figures can take up to several days. The totals reported at 5pm on each day will likely not include all deaths that occurred on that day or on recent prior days. Additionally, these figures do not include deaths outside hospital, such as those in care homes.

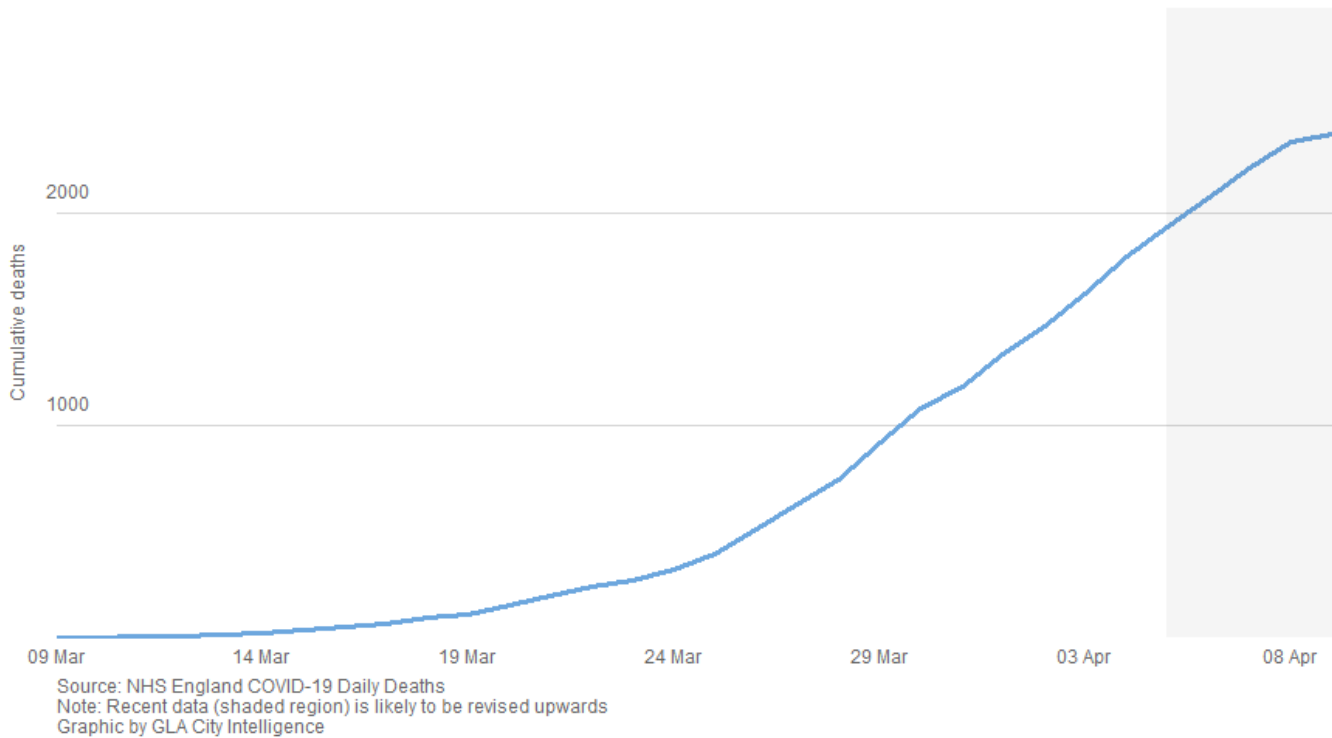
The data published by NHS England includes both date of occurrence and reporting. Deaths by date of occurrence and cumulative deaths are plotted below. Due to the delay in reporting, recent data is expected to be revised upwards in coming days.

Deaths by date of occurrence

Number of COVID-19 deaths in London hospitals by date of occurrence



Cumulative COVID-19 deaths in London hospitals by date of occurrence



Source: NHS COVID-19 Daily Deaths

Note: recent data (shaded region) is likely to change.


[View our page on the Datastore.](#)

Share this page




How helpful was this page? ☆☆☆☆☆

Related articles



Coping with grief

Charities and organisations offer guidance, advice, and support to deal with bereavement during the coronavirus pandemic



Coronavirus & wellbeing

Find the right tools to help you, your family and friends feel better during times of uncertainty.



Coronavirus: Volunteering

Find information on volunteering safely in your community during the coronavirus outbreak.



Join #ClapForOurCarers

We're joining the #ClapForOurCarers every Thursday at 8pm to show our support for NHS staff.

[About us](#)

[Jobs](#)

[Venue hire](#)

[Privacy policy](#)

[Site map](#)

[Terms and conditions](#)

[City Hall blog](#)

[Keep up to date](#)

[Contact us](#)

[Accessibility](#)

[Cafe](#)

[Freedom of Information](#)

Copyright Greater London Authority 2020

We use cookies to ensure that we give you the best experience on our website. Find out more about cookies in our privacy policy.