



# Stop the spread. Stay at home. Save lives.

**Stop the spread. Stay at home. Save lives.**  
Get information and guidance on the coronavirus outbreak.

[Visit the coronavirus guidance hub](#)

Close

MAYOR OF LONDON

LONDONASSEMBLY

 Menu

Search...



[Home](#) > [What we do](#) > [Coronavirus updates and guidance](#) > [Coronavirus numbers in London](#)

## Coronavirus numbers in London

In the 24-hour period ending 5pm Wednesday 29 April, it was announced that a further **86** people who tested positive for COVID-19 were confirmed to have died in hospitals in the Greater London area, and a further **7** people where COVID-19 is documented as a direct or underlying cause of death.

As of 28 April, this number now includes deaths where there hasn't been a positive test result, but COVID-19 is documented as a direct or underlying cause of death, dated back to April 24.

This brought the total number of reported deaths in London hospitals of patients who tested positive for COVID-19 to **4,994**.

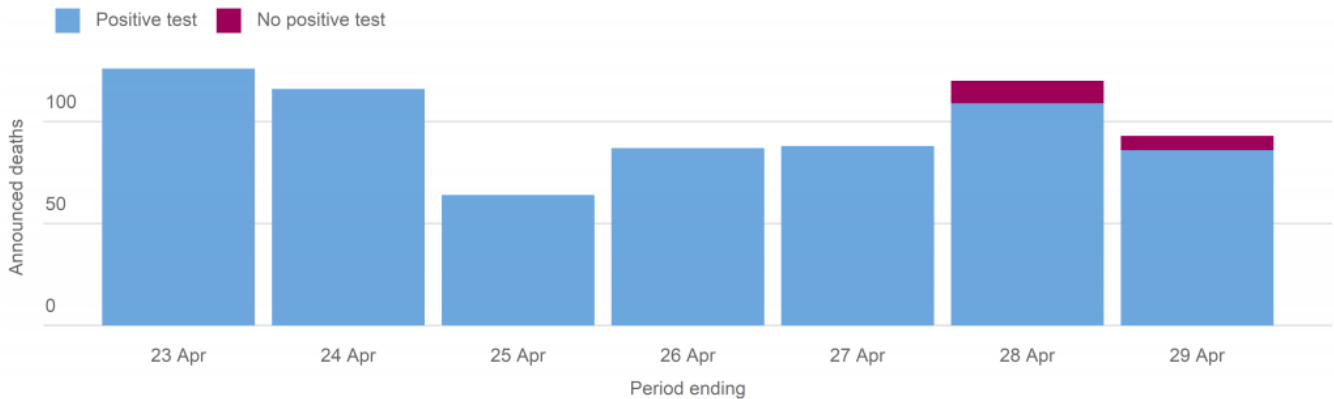
These data are published by NHS England and updated daily with the deaths from the most recently completed reporting period.

- [Announced deaths by reporting period ending 5pm](#)
- [Occurrences and delays in reporting](#)
- [Deaths outside of hospitals](#)

**Announced deaths by reporting period ending 5pm**

## Deaths announced by reporting period

Daily announced COVID-19 deaths in London hospitals over the last week



Source: NHS England COVID-19 Daily Deaths  
Cases with no positive test are only published from 25 April  
Graphic by GLA City Intelligence

	Rest of England	London
23 April	461	126
24 April	595	116
25 April	272	64
26 April	242	87
27 April	458	88
28 April	355	120
29 April	331	93

Source: NHS COVID-19 Daily Deaths

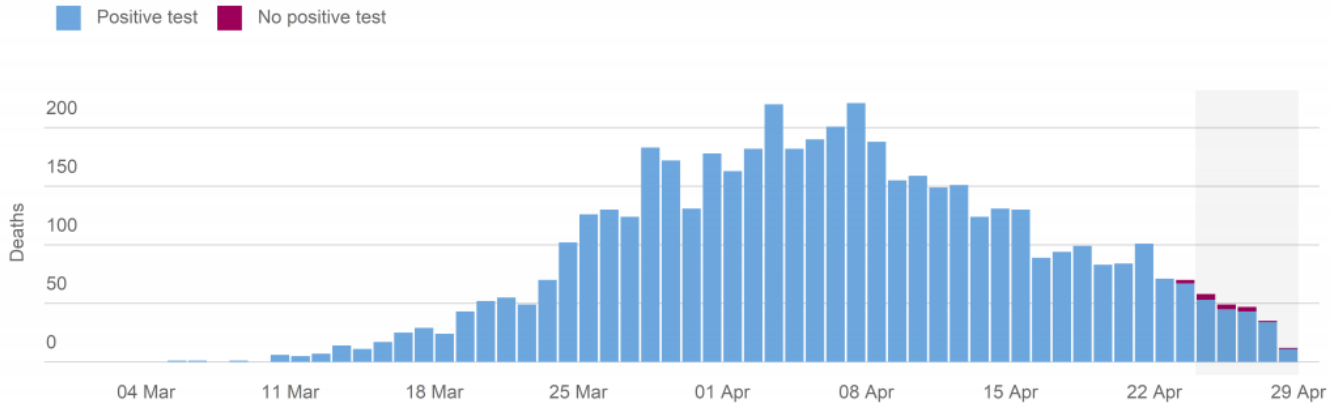
## Occurrences and delays in reporting

Confirmation of COVID-19 diagnosis, death notification and reporting in central figures can take up to several days and the hospitals providing the data are under significant operational pressure. This means that the totals reported at 5pm on each day may not include all deaths that occurred on that day or on recent prior days.

The data published by NHS England includes both date of occurrence and reporting. Deaths by date of occurrence and cumulative deaths are plotted below. Due to the delay in reporting, recent data is expected to be revised upwards in coming days.

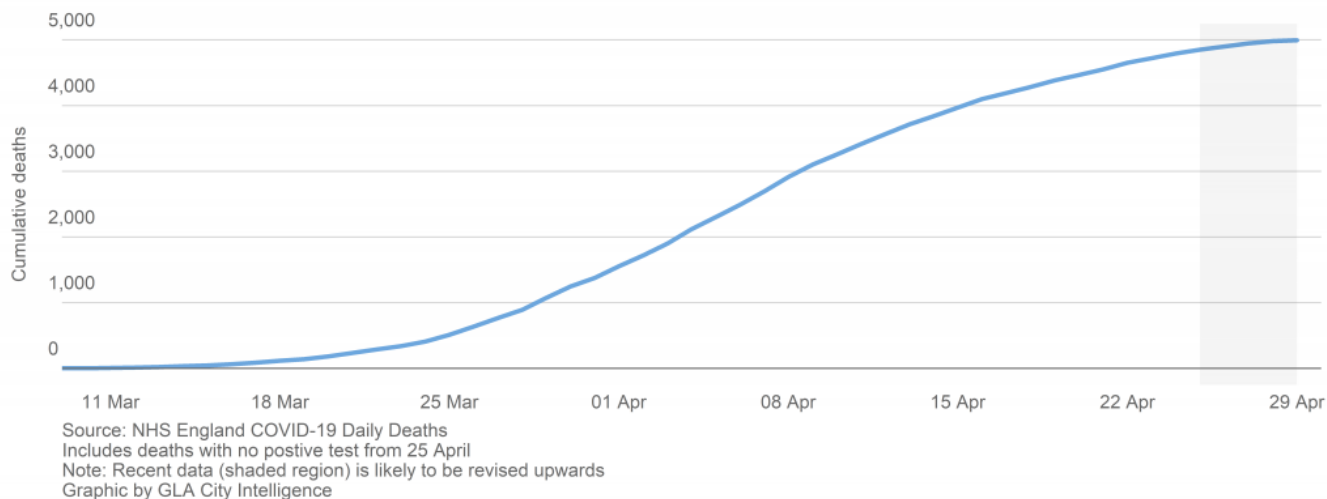
### Deaths by date of occurrence

Number of COVID-19 deaths in London hospitals by date of occurrence



Source: NHS England COVID-19 Daily Deaths  
Cases with no positive test are only published from 25 April  
Note: Recent data (shaded region) is likely to be revised upwards  
Graphic by GLA City Intelligence

## Cumulative COVID-19 deaths in London hospitals by date of occurrence



Source: NHS COVID-19 Daily Deaths

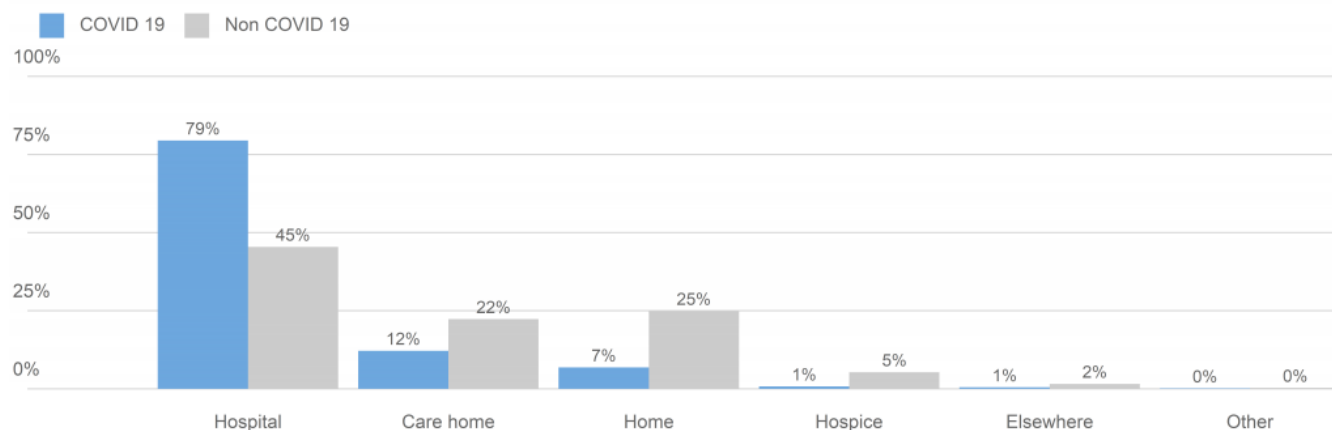
Note: recent data (shaded region) is likely to change.

## Deaths outside of hospitals

ONS have published data for deaths by place of occurrence. Up to 17 April, 79% of deaths in London recorded as involving COVID-19 occurred in hospitals (this compares with 45% for all causes of death).

## Percentage of deaths by location

London



Source: ONS weekly deaths by Local Authority  
Graphic by GLA City Intelligence

Source: ONS weekly deaths by Local Authority

[View our page on the Datastore.](#)

Share this page



How helpful was this page? ☆☆☆☆☆

## Related articles



## Coping with grief

Charities and organisations offer guidance, advice, and support to deal with bereavement during the coronavirus pandemic



## Coronavirus & wellbeing

Find the right tools to help you, your family and friends feel better during times of uncertainty.



## Coronavirus: Volunteering

Find information on volunteering safely in your community during the coronavirus outbreak.



## Join #ClapForOurCarers

We're joining the #ClapForOurCarers every Thursday at 8pm to show our support for NHS staff.

[About us](#)

[Jobs](#)

[Venue hire](#)

[Privacy policy](#)

[Site map](#)

[Terms and conditions](#)

[City Hall blog](#)

[Keep up to date](#)

[Contact us](#)

[Accessibility](#)

[Cafe](#)

[Freedom of Information](#)

Copyright Greater London Authority 2020

We use cookies to ensure that we give you the best experience on our website. Find out more about cookies in our privacy policy.