

## Coronavirus numbers in London

In the 24-hour period ending 5pm Saturday 30 May, it was announced that a further **6** people who tested positive for COVID-19 were confirmed to have died in hospitals in the Greater London area. A further **2** people has died where COVID-19 was mentioned on the death certificate.

The total number of reported deaths in London hospitals of patients who tested positive for COVID-19 is now **5,947**. The total number of deaths where COVID-19 mentioned on the death certificate is **168**.

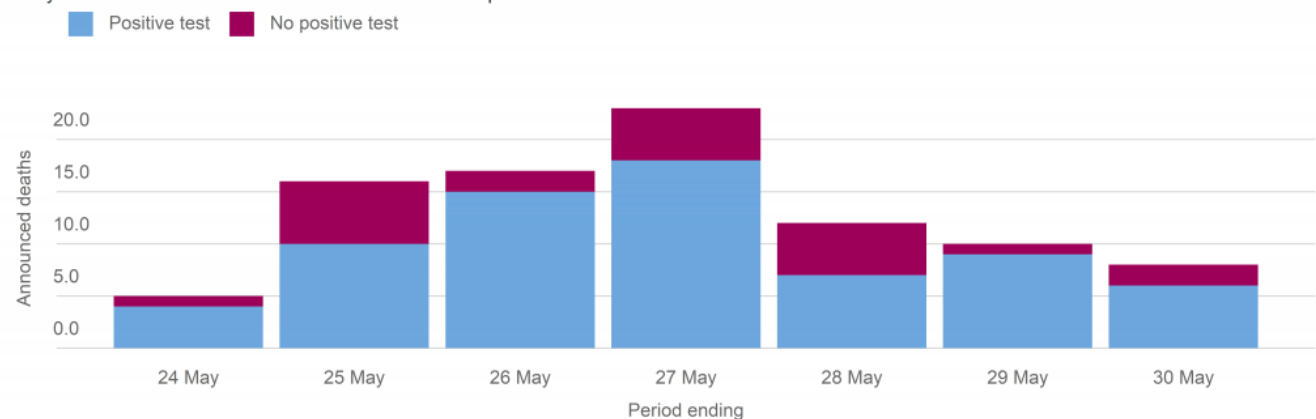
These data are published by NHS England and updated daily with the deaths from the most recently completed reporting period.

- [Announced deaths by reporting period ending 5pm](#)
- [Occurrences and delays in reporting](#)
- [Deaths outside of hospitals](#)

### Announced deaths by reporting period ending 5pm

#### Deaths announced by reporting period

Daily announced COVID-19 deaths in London hospitals over the last week



Source: NHS England COVID-19 Daily Deaths  
Cases with no positive test are only published from 25 April  
Graphic by GLA City Intelligence

	Rest of England (positive test)	Rest of England (no positive test)	London (positive test)	London (no positive test)
22 May	138	29	19	1
23 May	142	16	5	1
24 May	55	3	4	1
25 May	106	10	10	6
26 May	168	22	15	2
27 May	167	24	18	5
28 May	149	29	7	5
29 May	137	14	9	1
30 May	79	7	6	2

Source: NHS COVID-19 Daily Deaths

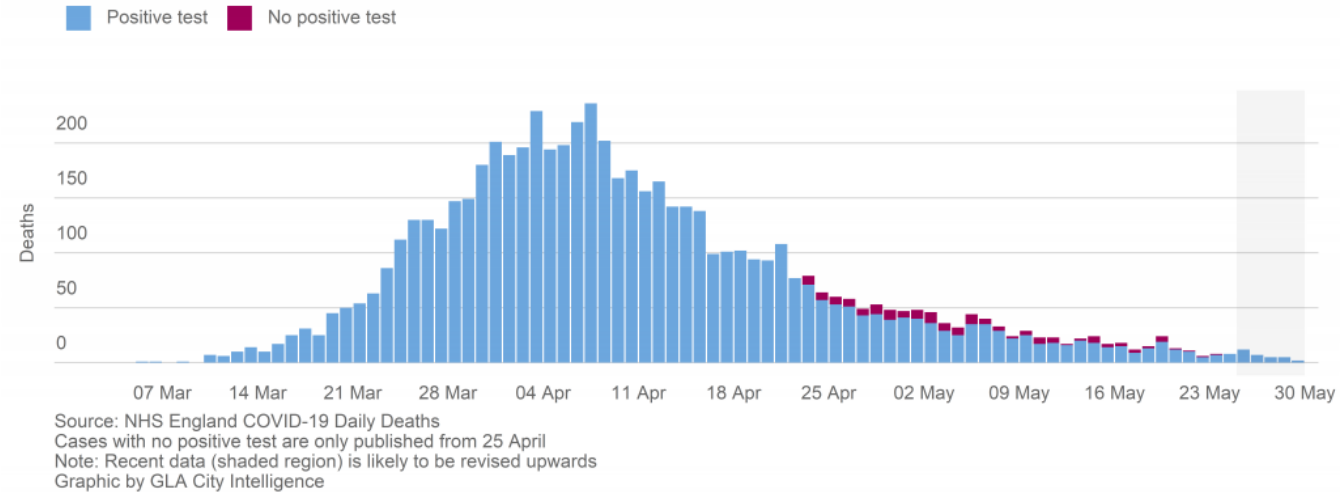
### Occurrences and delays in reporting

Confirmation of COVID-19 diagnosis, death notification and reporting in central figures can take up to several days and the hospitals providing the data are under significant operational pressure. This means that the totals reported at 5pm on each day may not include all deaths that occurred on that day or on recent prior days.

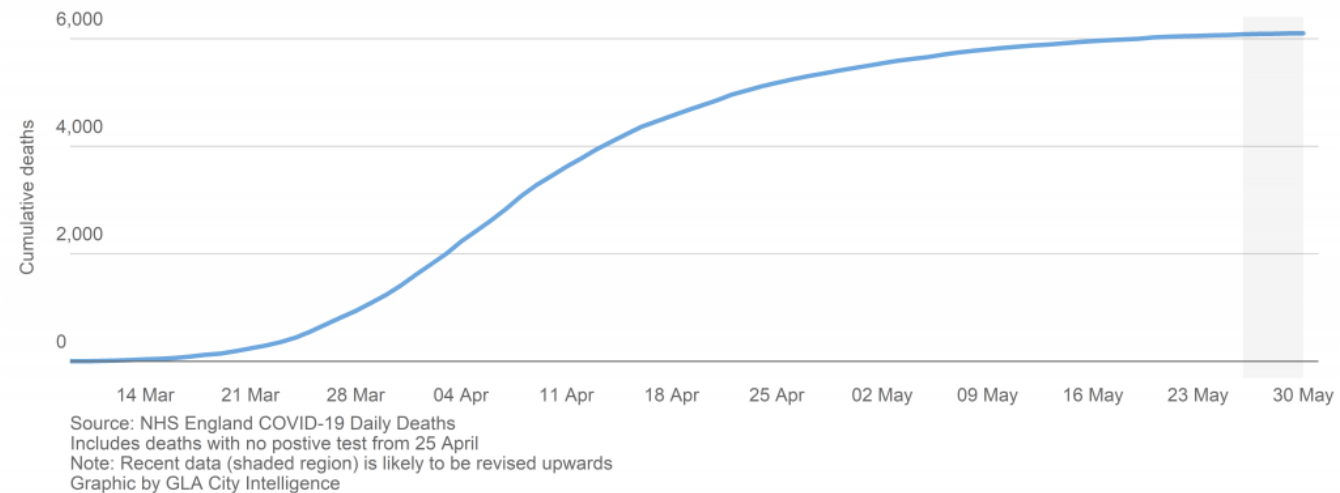
The data published by NHS England includes both date of occurrence and reporting. Deaths by date of occurrence and cumulative deaths are plotted below. Due to the delay in reporting, recent data is expected to be revised upwards in coming days.

### Deaths by date of occurrence

Number of COVID-19 deaths in London hospitals by date of occurrence



### Cumulative COVID-19 deaths in London hospitals by date of occurrence



Source: NHS COVID-19 Daily Deaths

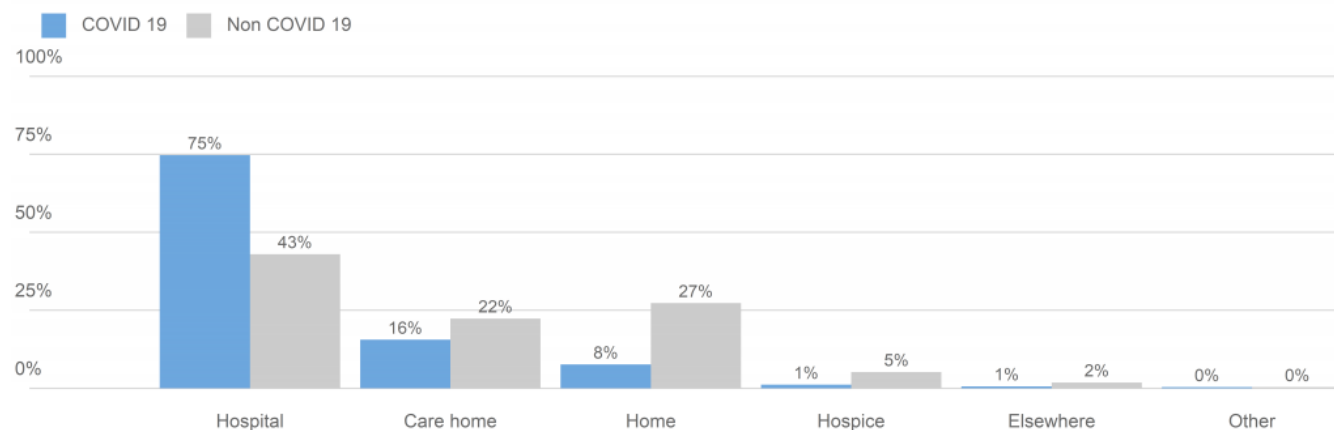
Note: recent data (shaded region) is likely to change.

### Deaths outside of hospitals

ONS have published data for deaths by place of occurrence. Up to 15 May, 75% of deaths in London recorded as involving COVID-19 occurred in hospitals (this compares with 43% for all causes of death).

## Percentage of deaths by location

London



Source: ONS weekly deaths by Local Authority  
Graphic by GLA City Intelligence

Source: ONS weekly deaths by Local Authority

[View our page on the Datastore.](#)

[Share this page](#)

**How helpful was this page?** Select rating

Thank you for rating. Is your feedback about...

- ☐ The information on this page
- ☐ How this page looks and feels
- ☐ The website as a whole

Help us to improve our website by telling us a bit more about your experience (optional)

## Related articles



## Coping with grief

Charities and organisations offer guidance, advice, and support to deal with bereavement during the coronavirus pandemic



## Coronavirus & wellbeing

Find the right tools to help you, your family and friends feel better during times of uncertainty.



## Coronavirus: Volunteering

Find information on volunteering safely in your community during the coronavirus outbreak.



## Join #ClapForOurCarers

We're joining the #ClapForOurCarers every Thursday at 8pm to show our support for NHS staff.

