

Coronavirus numbers in London

In the 24-hour period ending 5pm Wednesday 10 June, it was announced that **3** people who tested positive for COVID-19 were confirmed to have died in hospitals in the Greater London area. Additionally, a further **0** people have died where COVID-19 was mentioned on the death certificate.

The total number of reported deaths in London hospitals of patients who tested positive for COVID-19 is now **6,053**. The total number of deaths where COVID-19 mentioned on the death certificate is **181**.

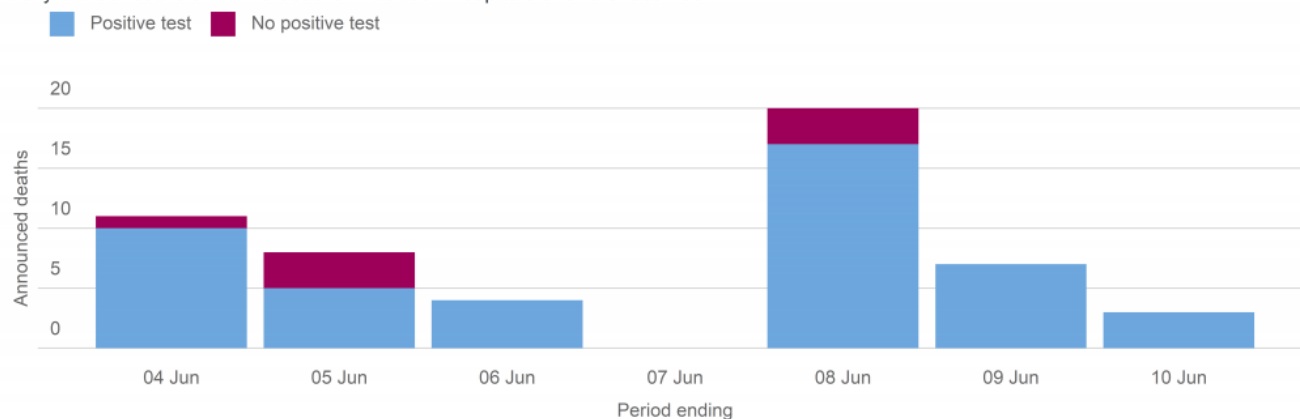
These data are published by NHS England and updated daily with the deaths from the most recently completed reporting period.

- [Announced deaths by reporting period ending 5pm](#)
- [Occurrences and delays in reporting](#)
- [Deaths outside of hospitals](#)

Announced deaths by reporting period ending 5pm

Deaths announced by reporting period

Daily announced COVID-19 deaths in London hospitals over the last week



Source: NHS England COVID-19 Daily Deaths
Cases with no positive test are only published from 25 April
Graphic by GLA City Intelligence

	Rest of England (positive test)	Rest of England (no positive test)	London (positive test)	London (no positive test)
4 June	113	16	10	1
5 June	70	16	5	3
6 June	68	11	4	0
7 June	59	0	0	0
8 June	112	11	17	3
9 June	81	19	7	0
10 June	80	10	3	0

Source: NHS COVID-19 Daily Deaths

Occurrences and delays in reporting

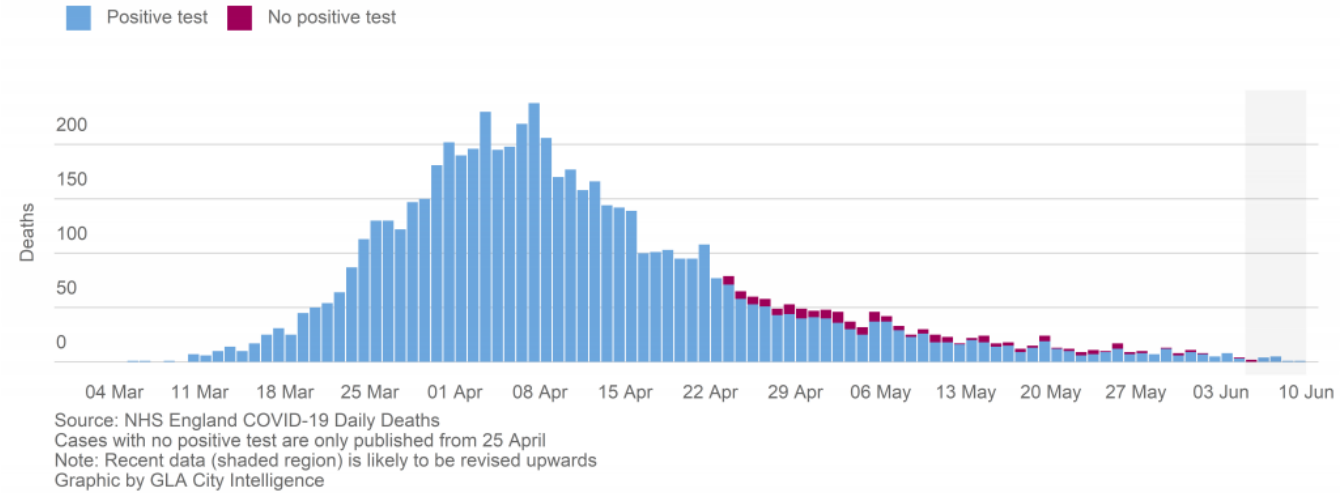
Confirmation of COVID-19 diagnosis, death notification and reporting in central figures can take up to several days and the hospitals

providing the data are under significant operational pressure. This means that the totals reported at 5pm on each day may not include all deaths that occurred on that day or on recent prior days.

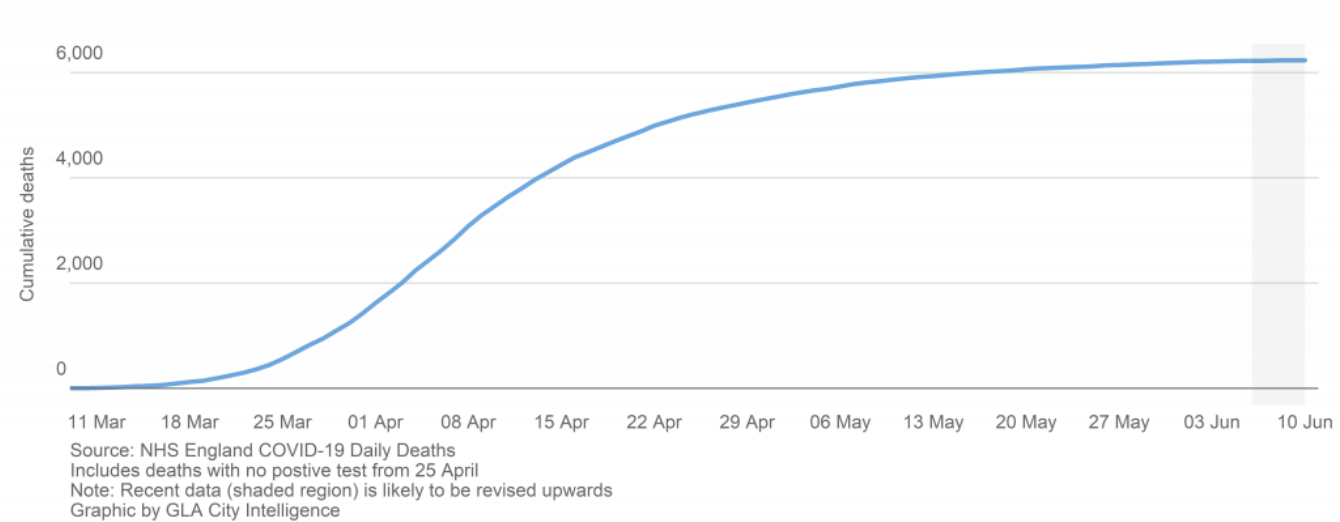
The data published by NHS England includes both date of occurrence and reporting. Deaths by date of occurrence and cumulative deaths are plotted below. Due to the delay in reporting, recent data is expected to be revised upwards in coming days.

Deaths by date of occurrence

Number of COVID-19 deaths in London hospitals by date of occurrence



Cumulative COVID-19 deaths in London hospitals by date of occurrence



Source: NHS COVID-19 Daily Deaths

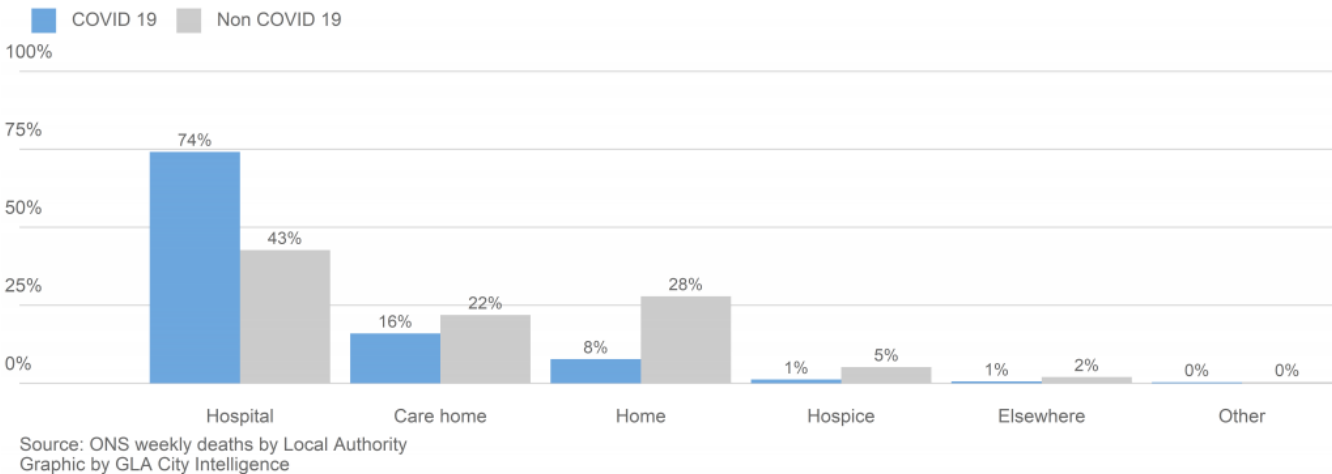
Note: recent data (shaded region) is likely to change.

Deaths outside of hospitals

ONS have published data for deaths by place of occurrence. Up to 29 May, 74% of deaths in London recorded as involving COVID-19 occurred in hospitals (this compares with 43% for all causes of death).

Percentage of deaths by location

London



Source: ONS weekly deaths by Local Authority

[View our page on the Datastore.](#)

[Share this page](#)

How helpful was this page? Select rating

Thank you for rating. Is your feedback about...

- ☐ The information on this page
- ☐ How this page looks and feels
- ☐ The website as a whole

Help us to improve our website by telling us a bit more about your experience (optional)

Related articles



Coping with grief

Charities and organisations offer guidance, advice, and support to deal with bereavement during the coronavirus pandemic



Coronavirus & wellbeing

Find the right tools to help you, your family and friends feel better during times of uncertainty.



Coronavirus: Volunteering

Find information on volunteering safely in your community during the coronavirus outbreak.



Join #ClapForOurCarers

We're joining the #ClapForOurCarers every Thursday at 8pm to show our support for NHS staff.

