

Search

About

Topics

News

Publications

Consultations

Blogs

[Home](#) > [Publications](#) >

PUBLICATION - TRANSPARENCY DATA

Coronavirus (COVID-19): daily data for Scotland

Published: 12 Aug 2020

Directorate: [Chief Medical Officer Directorate](#) Part of: [Coronavirus in Scotland, Health and social care](#)




This is updated each day to provide the latest available data on COVID-19 in Scotland.

Scottish numbers: 12 August 2020


- 47 new confirmed cases of COVID-19; this is 1.0% of newly tested individuals.
- 0 new reported death(s) of people who have tested positive.
- 3 people were in intensive care last night with confirmed COVID-19.
- 265 people were in hospital with confirmed COVID-19.
- 11,878 new tests for COVID-19 that reported results.

Figures by health board area

- COVID-19 positive cases and patients in hospital at both Scotland level and Health Board level are provided in published excel files - [Trends in daily data](#).
- further information is provided in the [Public Health Scotland dashboard](#) . This now provides trend information for Health Board areas and Local Authorities.

Weekly figures

- Positive tests: week ending 12 August: 31,375 people tested - 345 positive
- Number of tests: 87,885 tests reported week ending 12 August.
- Care homes: as at 5 August: 60 (6%) adult care homes with a current case of suspected COVID-19.

- Care homes confirmed cases: 0 new positive COVID-19 cases among care home residents for week 03 - 09 August. Please see the [Definitions and Sources](#) page for details on this new measure.
- Care homes testing: week ending 6 August: At least 616 individual care home staff, and 62 residents were tested in care homes with a confirmed case of COVID-19. At least 35,512 individual care home staff, and 1,348 residents were tested in care homes with no confirmed cases of COVID-19. [Health Board data is available](#).
- Hospital admissions: week ending 5 August: 3 COVID-19 patients were admitted to hospital.
- Deaths: week ending 9 August: 5 COVID-19 deaths were registered, of which 2 were in care homes and 2 in hospitals.
- Delayed discharges: As at 05 August: 921 people were delayed in hospital.
- NHS staff absence: week ending 11 August: On average, 1,305 NHS staff, or around 0.8% of the NHS workforce, reported absent each day for a range of reasons related to COVID-19.
- Care homes staff absence: week ending 4 August: 815 staff were reported as absent in adult care homes due to COVID-19, based on returns received from 799 (74%) adult care homes. Staff absent due to COVID-19 represents 2.0% of all adult care home staff (41,702) for whom a return was provided. The absence figures for NHS staff and care home staff are calculated in different ways and caution should be exercised in making comparisons.
- Shielding: As at 3 August, 180,228 people who were identified as at high clinical risk of COVID-19 had been advised to shield up to the end of July. There have been 5,426 deaths (from all causes) of those who had been advised to shield.
- More information on who has been affected by COVID-19, including hospital and ICU admissions, calls to NHS24 and Scottish Ambulance Service and use of other NHS services is available in the [weekly PHS publication](#) . This data is updated each Wednesday.

Since the start of the outbreak

- A total of 407,223 people in Scotland have been tested. Of these people:
 - 388,097 were confirmed negative
 - 19,126 were positive
- A total of 437,010 COVID-19 tests carried out through NHS labs and 399,906 tests through UKG Labs in Scotland have reported results.
- 4,182 inpatients who tested positive for COVID-19 have been discharged from hospital since 5 March.
- 6,884 cases of suspected COVID-19 in 697 (65%) adult care homes up to 28 July. (This measure is no longer being updated – [more info here](#).)
- 2,491 people have died who have tested positive, and 4,213 deaths have been registered in Scotland where COVID-19 was mentioned on the death certificate.
- 46% of COVID-19 registered deaths related to deaths in care homes, 46% were in hospitals and 7% were at home or non-institutional settings.
- We have been notified by Health Boards or the Care Inspectorate of 7 deaths of healthcare workers and 13 deaths of social care workers, related to COVID-19. We are not able to confirm how many of these staff contracted COVID-19 through their work.

About this data and other data sources

Previous data is available at: [Trends in daily data](#). Also available as open data at <https://statistics.gov.scot>.


The data reported is management information based on a range of operational systems. While checks are completed before publication to ensure data robustness, due to the speed of reporting these data are not currently subject to the full range of processes and quality assurance that would be required for Official Statistics. For more information about the data please see [Data definitions and sources](#).

The latest numbers will publish at 2pm each day.

COVID-19: modelling the epidemic in Scotland

The Scottish Government, like other governments around the world, is responding to the COVID-19 pandemic. A key part of this response is to model the potential spread and level of the virus in Scotland, and to compare the Scottish experience to other parts of the UK and other countries around the world. The results of this work are used to help the Scottish Government and the wider public sector, and in particular the health service, plan and put in place what is needed to keep us safe and treat people who have virus e.g. to decide how many Intensive Care Beds (ICU) we need for COVID patients. Modelling reports are available on the [Coronavirus \(COVID-19\): modelling the epidemic publications page](#)

Coronavirus cases and deaths dashboard

A new [interactive dashboard](#)  is now available that gives more information about COVID-19 cases and deaths (where COVID-19 was confirmed), including local area trends and demographic information for Scotland.

More data on people affected by COVID-19

Public Health Scotland reports on the demographic characteristics (age, sex, deprivation) of people affected by COVID-19. The statistical report also looks at some of the wider impacts of the virus on the healthcare system, comparing recent trends in activity with historic norms. It is updated every Wednesday.

Read more: <https://beta.isdscotland.org/find-publications-and-data/population-health/covid-19> 

More data on COVID-19 deaths

A weekly report on COVID-19 related deaths (including those where COVID-19 is suspected) is available from National Records of Scotland (NRS). This report provides a breakdown of deaths by age, sex, setting (hospital, care home or home) and area (NHS Board area and Local Authority). It is updated every Wednesday.

Read more: <https://www.nrscotland.gov.uk/covid19stats> 

More data on people affected by COVID-19

Public Health Scotland reports on the demographic characteristics (age, sex, deprivation) of people affected by COVID-19. The statistical report also looks at some of the wider impacts of the virus on the healthcare system, comparing recent trends in activity with historic norms. It is updated every Wednesday. [More information is available on the !\[\]\(870f5d5e9c0d57485634be3ecf52f3ca_img.jpg\)Public Health Scotland website](#) .

Scottish Government COVID-19 four harms dashboard

The Scottish Government publishes a [dashboard which brings together data and evidence on the broader impacts of COVID-19](#). These are referred to as the four harms of COVID-19:

- direct health impact
- wider health impacts
- societal impacts
- economic impacts

It is updated every Monday.

Related information

General information about coronavirus is available at: www.gov.scot/coronavirus

Was this helpful?

Your feedback will help us improve this site

Yes No Yes, but

[Accessibility](#)

[Archive](#)

[Cookies](#)

[Crown Copyright](#)

[Jobs and vacancies](#)

[Privacy](#)

