

Search

About

Topics

News

Publications

Consultations

Blogs

[Home](#) > [Publications](#) >

PUBLICATION - TRANSPARENCY DATA

Coronavirus (COVID-19): daily data for Scotland

Published: **25 Aug 2020**

Directorate: [Chief Medical Officer Directorate](#) Part of: [Coronavirus in Scotland, Health and social care](#)




This is updated each day to provide the latest available data on COVID-19 in Scotland.

Scottish numbers: 25 August 2020


- 44 new confirmed cases of COVID-19; this is 0.8% of newly tested individuals.
- 0 new reported death(s) of people who have tested positive.
- 1 person was in intensive care last night with confirmed COVID-19.
- 243 people were in hospital with confirmed COVID-19.
- 16,909 new tests for COVID-19 that reported results.

Figures by health board area

- COVID-19 positive cases and patients in hospital at both Scotland level and Health Board level are provided in published excel files - [Trends in daily data](#)
- further information is provided in the [Public Health Scotland dashboard](#) . This now provides trend information for Health Board areas and local authorities

Weekly figures

- Positive tests: week ending 25 August: 49,345 people newly tested – 514 positive
- Number of tests: 106,075 tests reported week ending 25 August.
- care homes: as at 19 August: 52 (5%) adult care homes with a current case of suspected COVID-19

- care homes confirmed cases: 0 new positive COVID-19 cases among care home residents for week 10 - 16 August. Please see the [Definitions and Sources](#) page for details on this new measure.
- care homes testing: week ending 13 August: At least 414 individual care home staff, and 71 residents were tested in care homes with a confirmed case of COVID-19. At least 35,920 individual care home staff, and 1,498 residents were tested in care homes with no confirmed cases of COVID-19. [Health Board data is available](#)
- hospital admissions: week ending 12 August: 6 COVID-19 patients were admitted to hospital
- deaths: week ending 16 August: 3 deaths were registered where COVID-19 was on the death certificate
- delayed discharges: As at 19 August: 1,032 people were delayed in hospital
- NHS staff absence: week ending 18 August: On average, 1,118 NHS staff, or around 0.7% of the NHS workforce, reported absent each day for a range of reasons related to COVID-19
- care homes staff absence: week ending 18 August: 506 staff were reported as absent in adult care homes due to COVID-19, based on returns received from 818 (76%) adult care homes. Staff absent due to COVID-19 represents 1.2% of all adult care home staff (42,682) for whom a return was provided. The absence figures for NHS staff and care home staff are calculated in different ways and caution should be exercised in making comparisons
- shielding: as at 3 August, 180,228 people who were identified as at high clinical risk of COVID-19 had been advised to shield up to the end of July. At that time, there had been 5,426 deaths (from all causes) of those who had been advised to shield. Shielding has been paused since the beginning of August
- more information on who has been affected by COVID-19, including hospital and ICU admissions, calls to NHS24 and Scottish Ambulance Service and use of other NHS services is available in the [weekly PHS publication](#) . This data is updated each Wednesday

Since the start of the outbreak

- A total of 482,194 people in Scotland have been tested. Of these people:
 - 19,921 were positive
 - 462,273 were confirmed negative
- A total of 494,008 COVID-19 tests carried out through NHS labs and 523,942 tests through UKG Labs in Scotland have reported results.
- 4,212 inpatients who tested positive for COVID-19 have been discharged from hospital since 5 March.
- there have been 3,833 confirmed cases of COVID-19 amongst residents of care homes for all ages, since 9 March. (The number of suspected cases in adult care homes is no longer being updated – [see the statistics blog](#) for more information).
- 2,492 people have died who have tested positive, and 4,216 deaths have been registered in Scotland where COVID-19 was mentioned on the death certificate
- 46% of COVID-19 registered deaths related to deaths in care homes, 46% were in hospitals and 7% were at home or non-institutional settings
- we have been notified by Health Boards or the Care Inspectorate of 7 deaths of healthcare workers and 13 deaths of social care workers, related to COVID-19. We are not able to confirm how many of these staff contracted COVID-19 through their work

School Education

On Friday 21 August 2020, provisional figures show that:

- There were 10,665 pupils absent either for all or part of the school day because of Covid-19 related reasons.
- The overall attendance rate at local authority primary, secondary and special schools was 91.8%.
- Absence rate for Covid-19 related reasons was 1.5%, and for non Covid-19 related reasons was 6.7%.

About this data and other data sources

Previous data is available at: [Trends in daily data](#). Also available as open data at <https://statistics.gov.scot>.


The data reported is management information based on a range of operational systems. While checks are completed before publication to ensure data robustness, due to the speed of reporting these data are not currently subject to the full range of processes and quality assurance that would be required for Official Statistics. For more information about the data please see [Data definitions and sources](#).

The latest numbers will publish at 2pm each day.

COVID-19: modelling the epidemic in Scotland

The Scottish Government, like other governments around the world, is responding to the COVID-19 pandemic. A key part of this response is to model the potential spread and level of the virus in Scotland, and to compare the Scottish experience to other parts of the UK and other countries around the world. The results of this work are used to help the Scottish Government and the wider public sector, and in particular the health service, plan and put in place what is needed to keep us safe and treat people who have virus e.g. to decide how many Intensive Care Beds (ICU) we need for COVID patients. Modelling reports are available on the [Coronavirus \(COVID-19\): modelling the epidemic publications page](#)

Coronavirus cases and deaths dashboard

A new [interactive dashboard](#)  is now available that gives more information about COVID-19 cases and deaths (where COVID-19 was confirmed), including local area trends and demographic information for Scotland.

More data on people affected by COVID-19

Public Health Scotland reports on the demographic characteristics (age, sex, deprivation) of people affected by COVID-19. The statistical report also looks at some of the wider impacts of the virus on the healthcare system, comparing recent trends in activity with historic norms. It is updated every Wednesday.

Read more: <https://beta.isdscotland.org/find-publications-and-data/population-health/covid-19> 

More data on COVID-19 deaths

A weekly report on COVID-19 related deaths (including those where COVID-19 is suspected) is available from National Records of Scotland (NRS). This report provides a breakdown of deaths by age, sex, setting (hospital, care home or home) and area (NHS Board area and Local Authority). It is updated every Wednesday.

Read more: <https://www.nrscotland.gov.uk/covid19stats> 

Scottish Government COVID-19 four harms dashboard

The Scottish Government publishes a [dashboard which brings together data and evidence on the broader impacts of COVID-19](#). These are referred to as the four harms of COVID-19:

- direct health impact
- wider health impacts
- societal impacts
- economic impacts

It is updated every Monday.

Related information

General information about coronavirus is available at: www.gov.scot/coronavirus

Was this helpful?

Your feedback will help us improve this site

Yes No Yes, but

[Accessibility](#)

[Archive](#)

[Cookies](#)

[Crown Copyright](#)

[Jobs and vacancies](#)

[Privacy](#)

