

## Coronavirus (COVID-19) numbers in London

**Last updated:** Monday 26 October at 9am

On 25 October 2020 the daily number of new people tested positive for COVID-19 in London was reported as **1,791**. The total number of COVID-19 cases reported up to 25 October 2020 in London is **85,215**.

In the most recent week of complete data, 14 October 2020 - 20 October 2020, **12,109** people tested positive in London, a rate of **135 cases per 100,000** population. This compares with **9,358** cases and a rate of **104 per 100,000** for the previous week.

On 25 October 2020 there were **674** COVID-19 patients in London hospitals. This compares with **498** patients on 18 October 2020.

On 25 October 2020 there were **110** COVID-19 patients in mechanical ventilation beds in London hospitals. This compares with **86** patients on 18 October 2020.

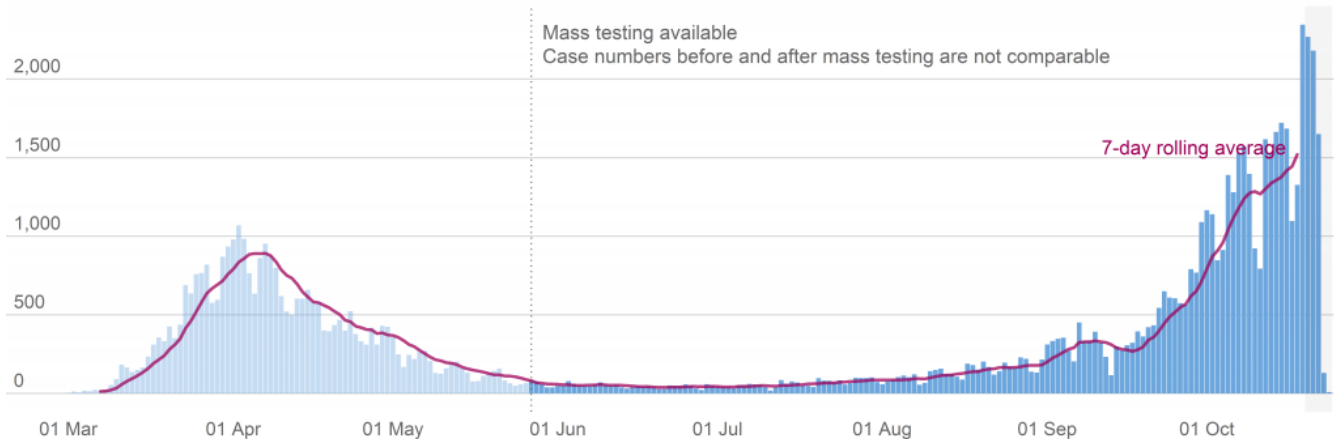
On 25 October 2020 it was announced that **2** people had died in London hospitals following a positive test for COVID-19. The total number of people who have died following a positive test for COVID-19 in London hospitals up to 25 October 2020 is **6,354**.

These data are published by UK government and NHS England and updated daily with the cases and deaths from the most recently completed reporting period. This data is accurate at time of publication but is subject to change.

- [Daily COVID-19 cases in London](#)
- [People in hospital with COVID-19](#)
- [Daily announced COVID-19 deaths in London hospitals](#)
- [Weekly announced deaths in London hospitals](#)
- [Daily COVID-19 deaths in London hospitals by date of occurrence](#)

### Daily COVID-19 cases in London

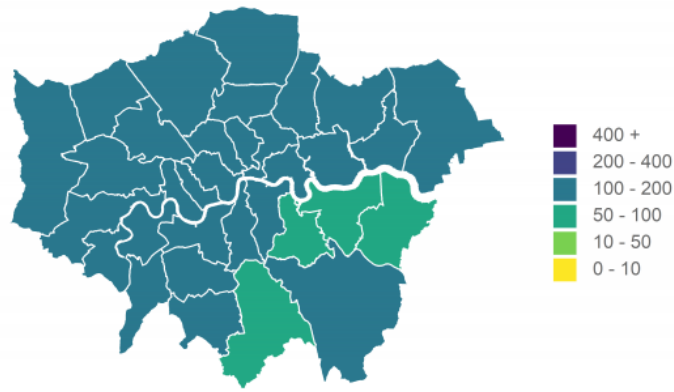
Daily Cases in London by date of specimen



Source: PHE COVID-19 Dashboard  
 Note: Recent data (shaded region) is likely to be revised upwards  
 Graphic by GLA City Intelligence

## Cases per 100,000 population per week

Week ending 20 October 2020

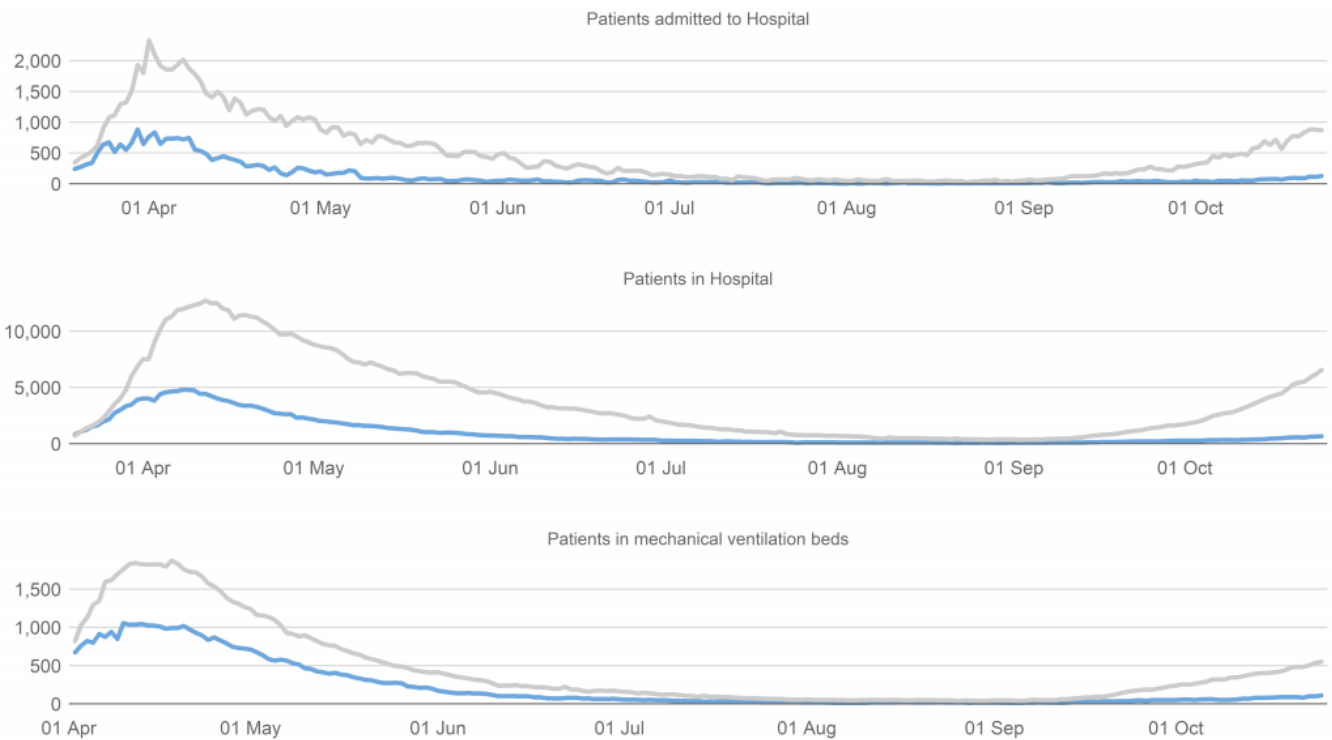


Source: PHE COVID-19 Dashboard  
Graphic by GLA City Intelligence

## People in hospital with COVID-19

### People in Hospital with COVID-19

— London — Rest of England



Source: PHE COVID-19 Dashboard  
Graphic by GLA City Intelligence

## Daily announced COVID-19 deaths in London hospitals

NHS England announces the number of patients who have died in hospitals in England and had either tested positive for COVID-19 or where COVID-19 was mentioned on the death certificate.

NHS England figures are updated at 2pm each day and include confirmed death cases reported at 4pm the previous day. Confirmation of COVID-19 diagnosis, death notification, death certificates and reporting in central figures can take up to several days and the hospitals providing the data are under significant operational pressure. This means that the totals reported at 4pm on each day may not include all deaths that occurred on that day or on recent prior days.

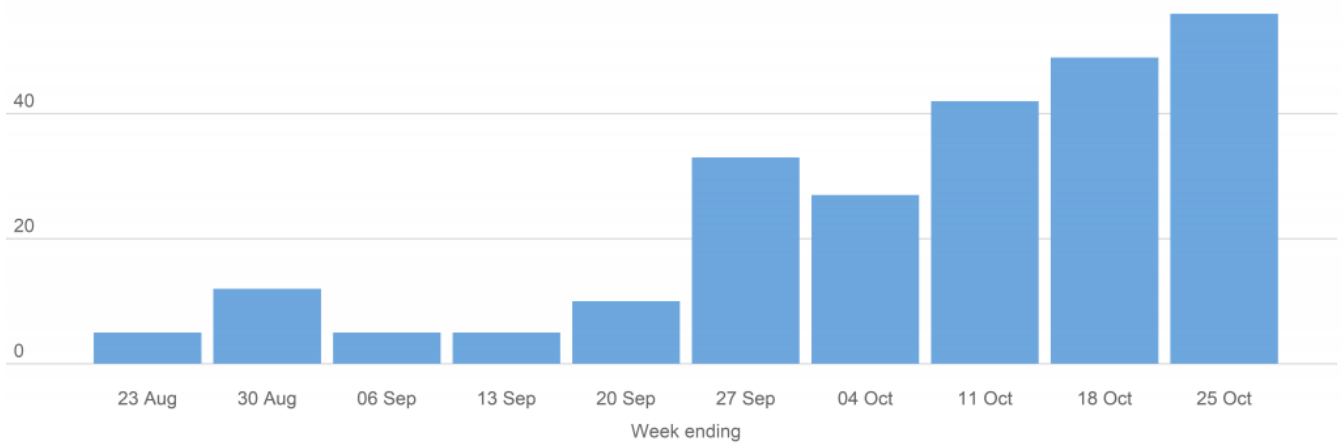
	London (positive test)	London (no positive test)	Total deaths
--	------------------------	---------------------------	--------------

	London (positive test)	London (no positive test)	Total deaths
24 October	2	0	2
23 October	11	0	11
22 October	13	1	14
21 October	9	0	9
20 October	8	1	9
19 October	7	1	8
18 October	3	0	3

Source: NHS COVID-19 Daily Deaths

### Weekly announced deaths in London hospitals

#### Weekly announced COVID-19 deaths in London hospitals over the last 10 weeks



Source: NHS England COVID-19 Daily Deaths  
Graphic by GLA City Intelligence

### Daily COVID-19 deaths in London hospitals by date of occurrence

The figure below shows the number of COVID-19 deaths in London hospitals on the date the deaths occurred. This data differs from the number of deaths announced per day due to the time lag between date of death and reporting. Recent data is likely to be revised upwards.

#### Daily COVID-19 deaths in London hospitals by date of occurrence



Source: NHS England COVID-19 Daily Deaths  
Note: Recent data (shaded region) is likely to be revised upwards  
Graphic by GLA City Intelligence

For further information on COVID-19 please visit:

- the [official UK Government website](#) for data and insights on Coronavirus (COVID-19)
- the [London Datastore Cases page](#) for further analysis of cases in London
- the [London Datastore Deaths page](#) for further analysis of deaths in London

### Need this information in a different format?

To request an accessible PDF, large print, easy read, audio recording, braille or other format:

- get in touch via our [online form](#) or email [\[email protected\]](#)
- call 020 7983 4100 (Monday to Friday, 9am - 5pm)

We'll consider your request and get back to you in 5 working days.

### Share this page

**How helpful was this page?** Select rating

Thank you for rating. Is your feedback about...

- The information on this page
- How this page looks and feels
- The website as a whole

Help us to improve our website by telling us a bit more about your experience (optional)

## Related articles



### **What you need to know**

We must act to control further spread of the coronavirus, here is what you need to know.



### **Coping with grief**

Charities and organisations offer guidance, advice, and support to deal with bereavement during the coronavirus pandemic



### **Coronavirus & wellbeing**

Find the right tools to help you, your family and friends feel better during times of uncertainty.



### **Coronavirus: Volunteering**

Find information on volunteering safely in your community during the coronavirus outbreak.

