

## Coronavirus (COVID-19) numbers in London

**Last updated:** Friday 26 March at 09:00am

On 25 March 2021 the daily number of new people tested positive for COVID-19 in London was reported as **604**. The total number of COVID-19 cases reported up to 25 March 2021 in London is **708,943**.

In the most recent week of complete data, 14 March 2021 - 20 March 2021, **3,208** people tested positive in London, a rate of **36 cases per 100,000** population. This compares with **3,521** cases and a rate of **39** for the previous week.

For England as a whole there were 55 cases per 100,000 population for the week ending 20 March 2021.

On 24 March 2021 there were **840** COVID-19 patients in London hospitals. This compares with **1,082** patients on 17 March 2021.

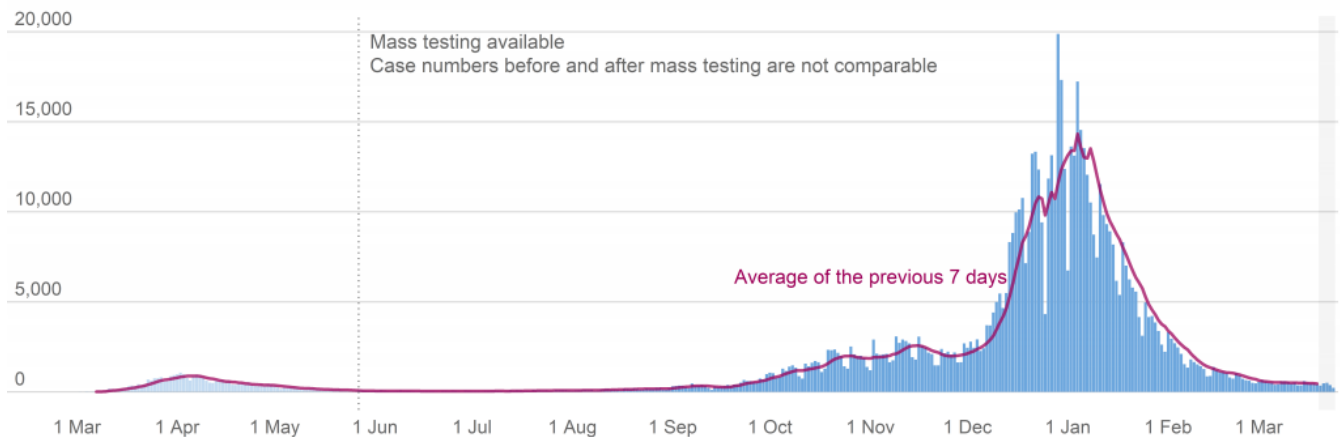
On 24 March 2021 there were **190** COVID-19 patients in mechanical ventilation beds in London hospitals. This compares with **274** patients on 17 March 2021.

On 25 March 2021 it was announced that **5** people had died in London hospitals following a positive test for COVID-19. The total number of people who have died following a positive test for COVID-19 in London hospitals up to 25 March 2021 is **14,749**.

- [Daily COVID-19 cases in London](#)
- [People in hospital with COVID-19](#)
- [Daily announced COVID-19 deaths in London hospitals](#)
- [Weekly announced deaths in London hospitals](#)
- [Daily COVID-19 deaths in London hospitals by date of occurrence](#)

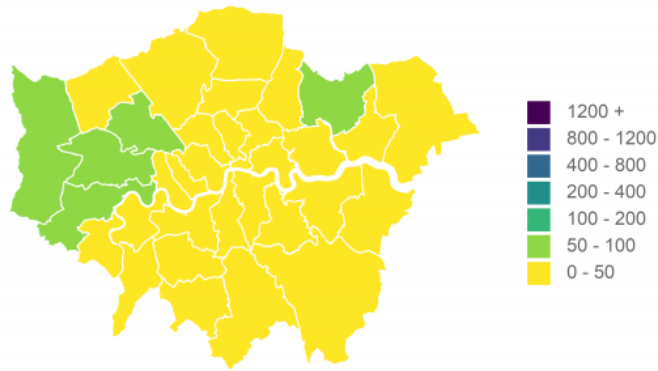
### Daily COVID-19 cases in London

#### Daily Cases by date of specimen



## Cases per 100,000 population per week

Week ending 20 March 2021

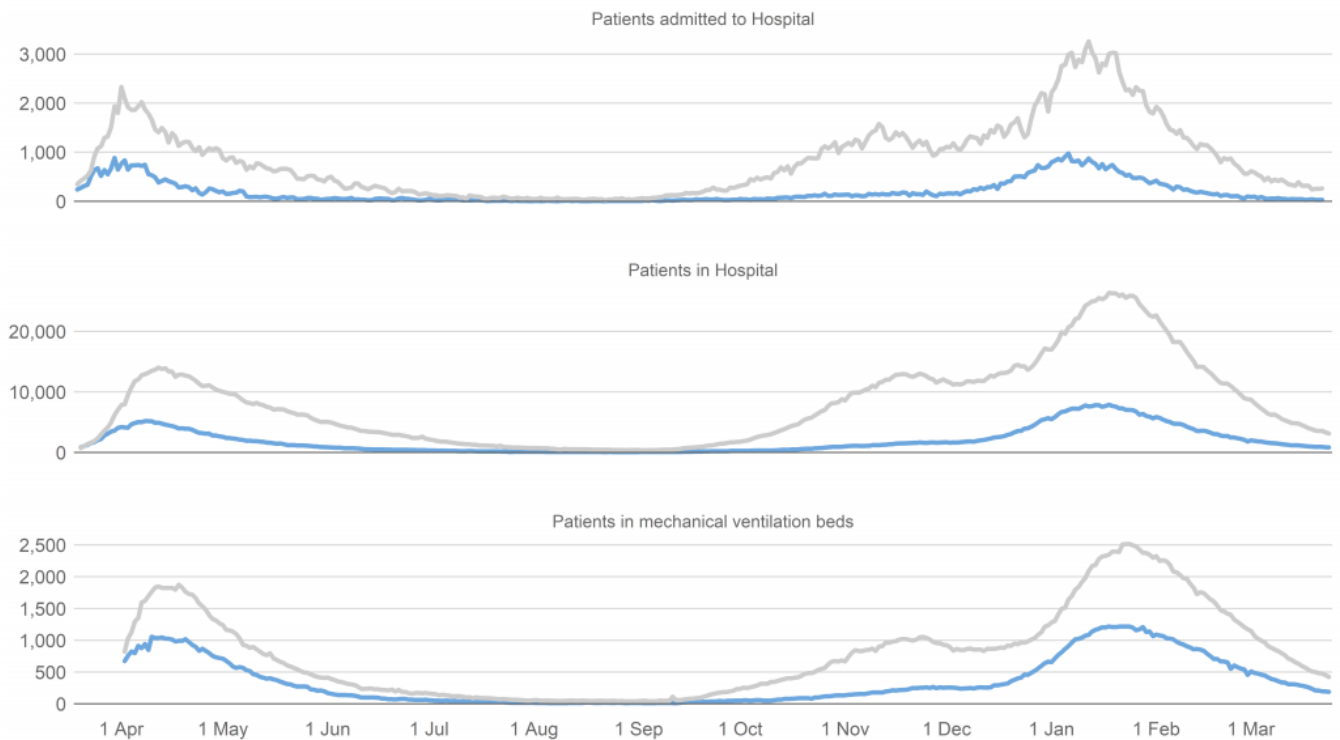


Source: PHE COVID-19 Dashboard  
Graphic by GLA City Intelligence  
Note: Colour scale has changed due to new data

## People in hospital with COVID-19

### People in Hospital with COVID-19

— London — Rest of England



Source: PHE COVID-19 Dashboard  
Graphic by GLA City Intelligence

## Daily announced COVID-19 deaths in London hospitals

NHS England announces the number of patients who have died in hospitals in England and had either tested positive for COVID-19 or where COVID-19 was mentioned on the death certificate.

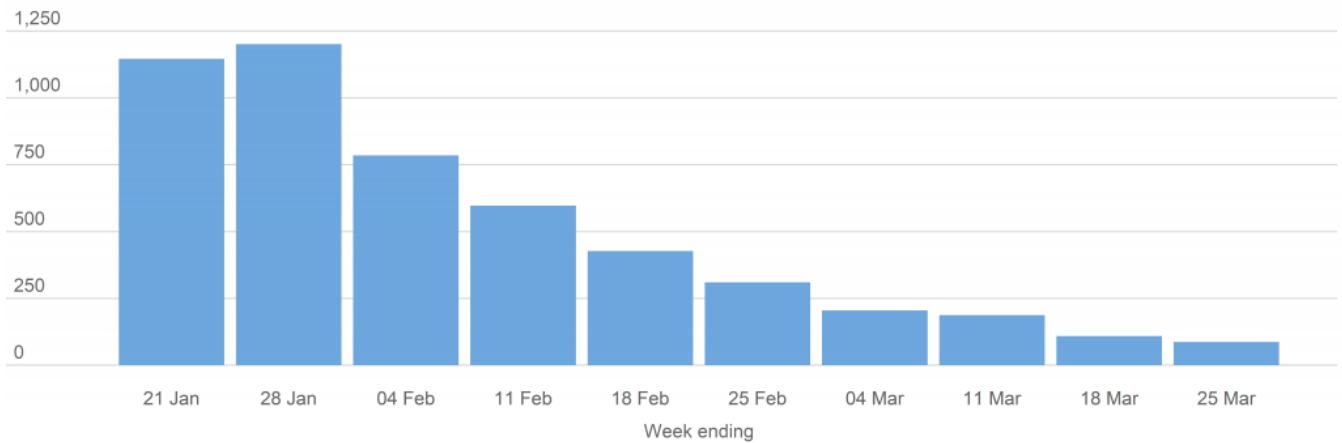
NHS England figures are updated at 2pm each day and include confirmed death cases reported at 4pm the previous day. Confirmation of COVID-19 diagnosis, death notification, death certificates and reporting in central figures can take up to several days and the hospitals providing the data are under significant operational pressure. This means that the totals reported at 4pm on each day may not include all deaths that occurred on that day or on recent prior days.

	London (positive test)	London (no positive test)	Total deaths
25 March	5	6	11
24 March	5	2	7
23 March	16	4	20
22 March	12	2	14
21 March	3	1	4
20 March	12	4	16
19 March	9	6	15

Source: NHS COVID-19 Daily Deaths

### Weekly announced deaths in London hospitals

#### Weekly announced COVID-19 deaths in London hospitals over the last 10 weeks

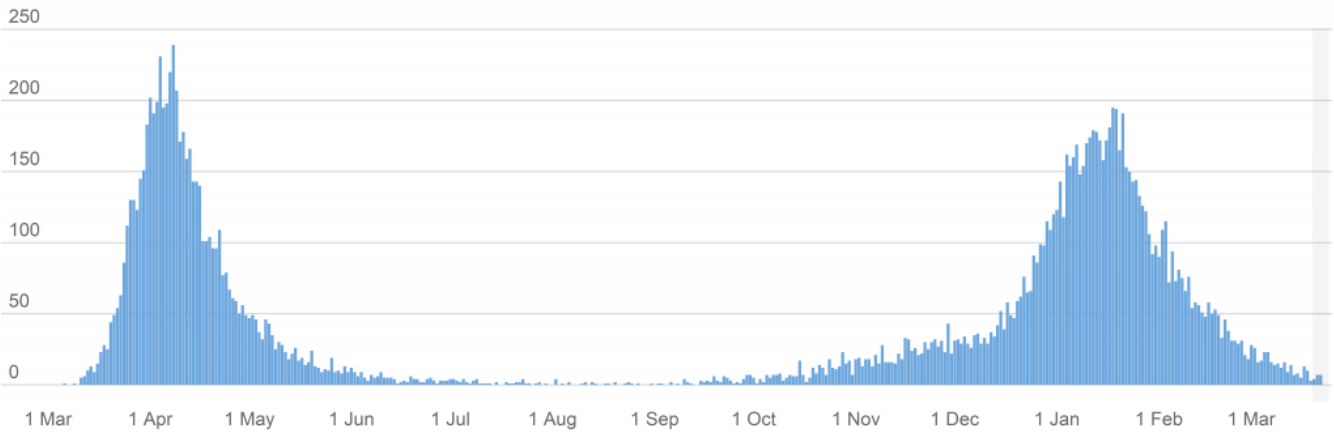


Source: NHS England COVID-19 Daily Deaths  
Graphic by GLA City Intelligence

### Daily COVID-19 deaths in London hospitals by date of occurrence

The figure below shows the number of COVID-19 deaths in London hospitals on the date the deaths occurred. This data differs from the number of deaths announced per day due to the time lag between date of death and reporting. Recent data is likely to be revised upwards.

## Daily COVID-19 deaths in London hospitals by date of occurrence



Source: NHS England COVID-19 Daily Deaths  
Note: Recent data (shaded region) is likely to be revised upwards  
Graphic by GLA City Intelligence

For further information on COVID-19 please visit:

- the [official UK Government website](#) for data and insights on Coronavirus (COVID-19)
- the [London Datastore Cases page](#) for further analysis of cases in London
- the [London Datastore Deaths page](#) for further analysis of deaths in London

[Share this page](#)

### Need a document on this page in an accessible format?

If you use assistive technology (such as a screen reader) and need a version of a PDF or other document on this page in a more accessible format, please get in touch via our [online form](#) and tell us which format you need.

It will also help us if you tell us which assistive technology you use. We'll consider your request and get back to you in 5 working days.

**How helpful was this page?** Select rating

Thank you for rating. Is your feedback about...

- The information on this page
- How this page looks and feels
- The website as a whole

Help us to improve our website by telling us a bit more about your experience (optional)

## Related articles



### **What you need to know**

We must act to control further spread of the coronavirus, here is what you need to know.



### **Coping with grief**

Charities and organisations offer guidance, advice, and support to deal with bereavement during the coronavirus pandemic



### **Coronavirus & wellbeing**

Find the right tools to help you, your family and friends feel better during times of uncertainty.



### **Coronavirus: Volunteering**

Find information on volunteering safely in your community during the coronavirus outbreak.

