



## Coronavirus (COVID-19) numbers in London

**Last updated:** Wednesday 14 April, 09:25am

On 13 April 2021 the daily number of new people tested positive for COVID-19 in London was reported as **274**. The total number of COVID-19 cases reported up to 13 April 2021 in London is **714,079**.

In the most recent week of complete data, 02 April 2021 - 08 April 2021, **1,748** people tested positive in London, a rate of **20 cases per 100,000** population. This compares with **2,590** cases and a rate of **29 cases per 100,000** for the previous week.

For England as a whole there were 27 cases per 100,000 population for the week ending 08 April 2021.

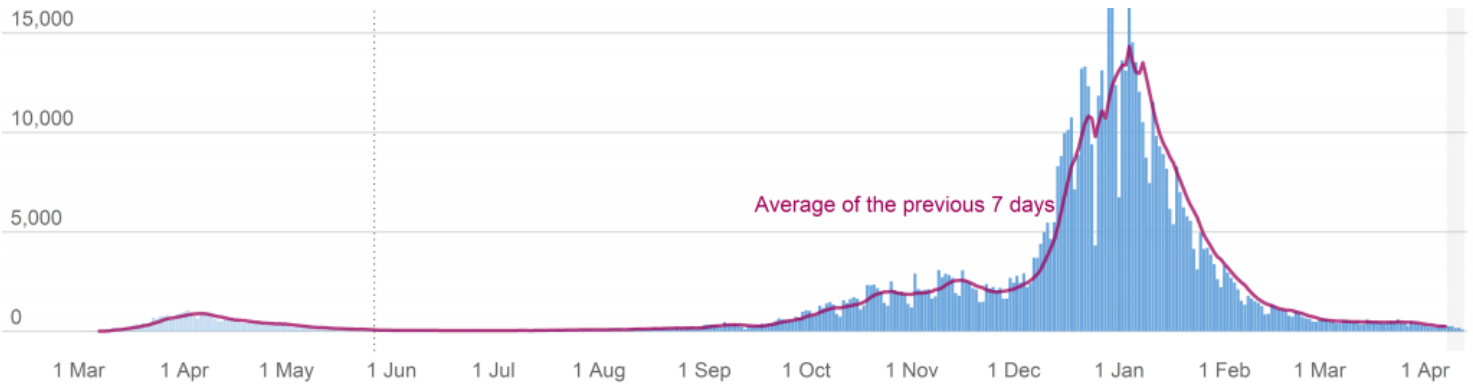
On 13 April 2021 there were **521** COVID-19 patients in London hospitals. This compares with **601** patients on 06 April 2021.

On 13 April 2021 there were **110** COVID-19 patients in mechanical ventilation beds in London hospitals. This compares with **126** patients on 06 April 2021.

On 13 April 2021 it was announced that **2** people had died in London hospitals following a positive test for COVID-19. The total number of people who have died following a positive test for COVID-19 in London hospitals up to 13 April 2021 is **14,807**.

- [Daily COVID-19 cases in London](#)
- [People in hospital with COVID-19](#)
- [Daily announced COVID-19 deaths in London hospitals](#)
- [Weekly announced deaths in London hospitals](#)
- [Daily COVID-19 deaths in London hospitals by date of occurrence](#)

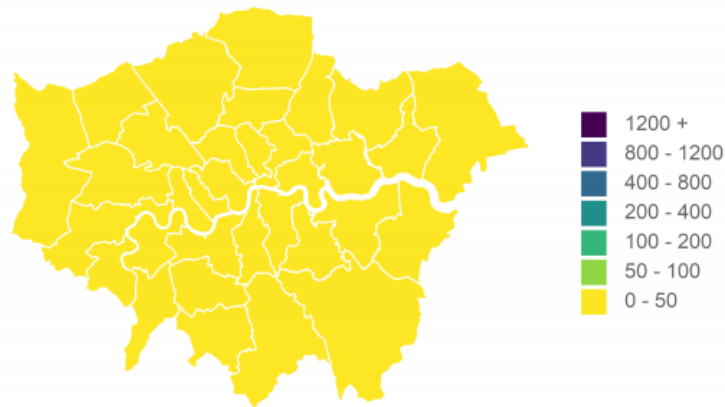
### Daily COVID-19 cases in London



Source: PHE COVID-19 Dashboard  
Graphic by GLA City Intelligence

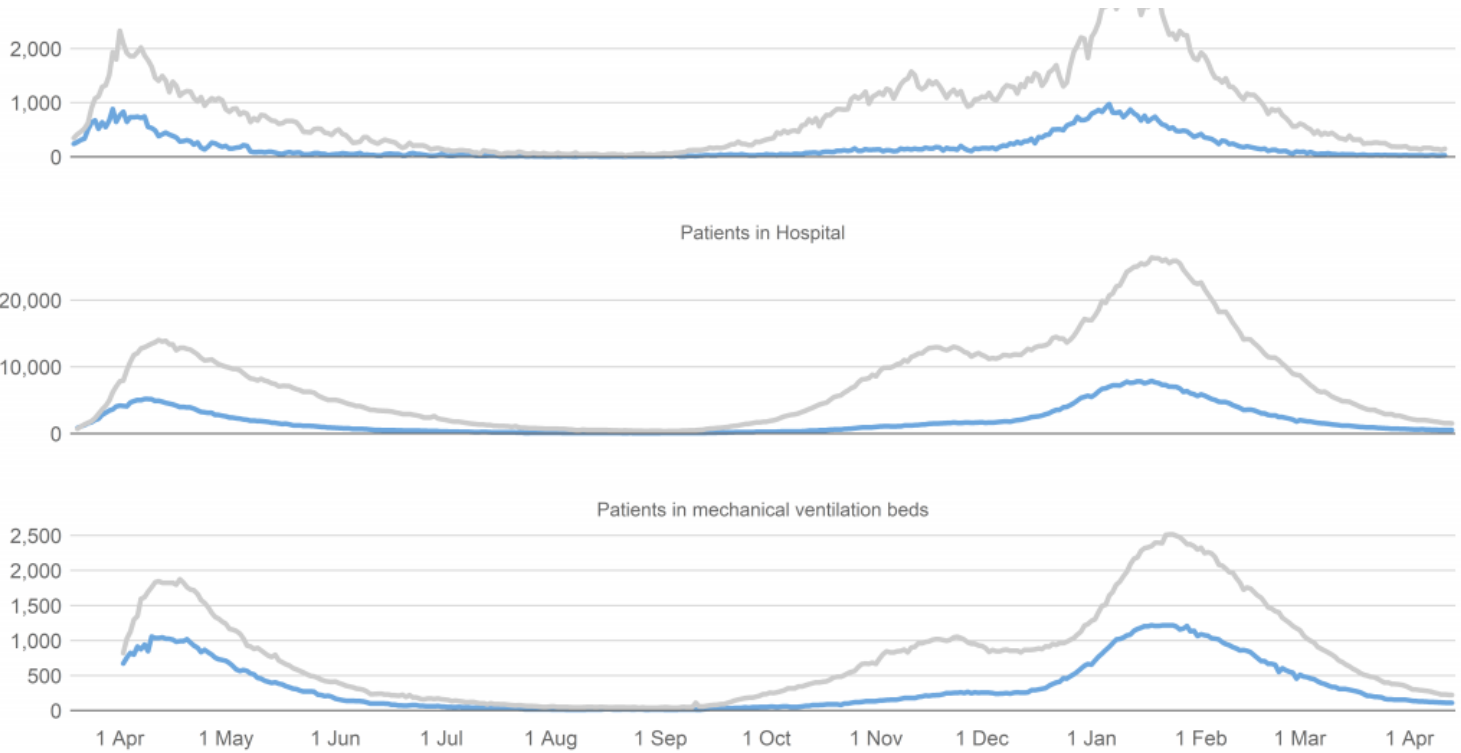
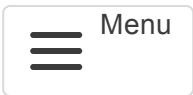
## Cases per 100,000 population per week

Week ending 08 April 2021



Source: PHE COVID-19 Dashboard  
Graphic by GLA City Intelligence  
Note: Colour scale has changed due to new data

## People in hospital with COVID-19



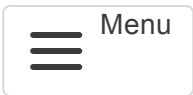
Source: PHE COVID-19 Dashboard  
Graphic by GLA City Intelligence

### Daily announced COVID-19 deaths in London hospitals

NHS England announces the number of patients who have died in hospitals in England and had either tested positive for COVID-19 or where COVID-19 was mentioned on the death certificate.

NHS England figures are updated at 2pm each day and include confirmed death cases reported at 4pm the previous day. Confirmation of COVID-19 diagnosis, death notification, death certificates and reporting in central figures can take up to several days and the hospitals providing the data are under significant operational pressure. This means that the totals reported at 4pm on each day may not include all deaths that occurred on that day or on recent prior days.

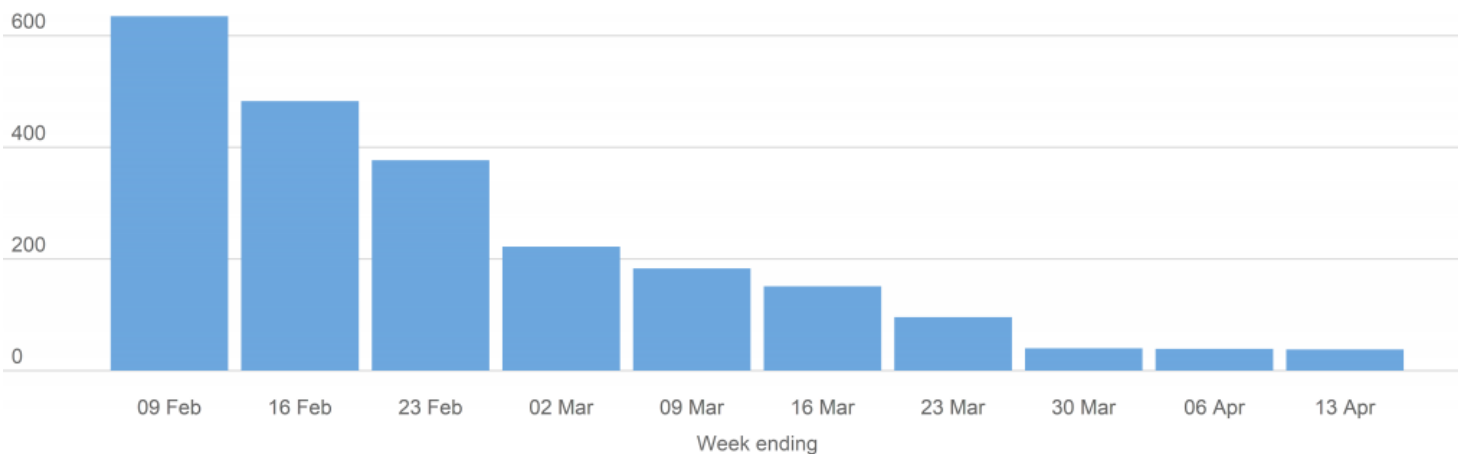
|                 | London (positive test) | London (no positive test) | Total deaths |
|-----------------|------------------------|---------------------------|--------------|
| <b>13 April</b> | 2                      | 0                         | 2            |
| <b>12 April</b> | 4                      | 2                         | 6            |
| <b>11 April</b> | 0                      | 1                         | 1            |
| <b>10 April</b> | 4                      | 7                         | 11           |
| <b>09 April</b> | 4                      | 1                         | 5            |
| <b>08 April</b> | 2                      | 2                         | 4            |



Source: NHS COVID-19 Daily Deaths

### Weekly announced deaths in London hospitals

#### Weekly announced COVID-19 deaths in London hospitals over the last 10 weeks



Source: NHS England COVID-19 Daily Deaths  
Graphic by GLA City Intelligence

### Daily COVID-19 deaths in London hospitals by date of occurrence

The figure below shows the number of COVID-19 deaths in London hospitals on the date the deaths occurred. This data differs from the number of deaths announced per day due to the time lag between date of death and reporting. Recent data is likely to be revised upwards.

#### Daily COVID-19 deaths in London hospitals by date of occurrence



Source: NHS England COVID-19 Daily Deaths  
Note: Recent data (shaded region) is likely to be revised upwards  
Graphic by GLA City Intelligence



## Share this page

## Need a document on this page in an accessible format?

If you use assistive technology (such as a screen reader) and need a version of a PDF or other document on this page in a more accessible format, please get in touch via our [online form](#) and tell us which format you need.

It will also help us if you tell us which assistive technology you use. We'll consider your request and get back to you in 5 working days.

## How helpful was this page?

Thank you for rating. Is your feedback about...

The information on this page

How this page looks and feels

The website as a whole

Help us to improve our website by telling us a bit more about your experience (optional)



Menu





### What you need to know

We must act to control further spread of the coronavirus, here is what you need to know.



### Coping with grief

Charities and organisations offer guidance, advice, and support to deal with bereavement during the coronavirus pandemic



### Coronavirus & wellbeing

Find the right tools to help you, your family and friends feel better during times of uncertainty.



### Coronavirus: Volunteering

Find information on volunteering safely in your community during the coronavirus outbreak.





Menu

Copyright Greater London Authority 2021

We use cookies to ensure that we give you the best experience on our website. Find out more about cookies in our [privacy policy](#).