

Daily COVID-19 Surveillance Bulletin

PHA Health Protection Respiratory Surveillance Team

Date generated: 03/04/2020

Version 2.5 - Data correct to 03/04/2020 at 11:10

COVID-19 is the disease name and SARS-COV2 is the virus name.

New reports since yesterday

¹Number of laboratory confirmed COVID-19 cases: 130

²Number of reported deaths associated with COVID-19: 12

³Number of individuals tested for SARS-COV2 Virus: 626*

Summary to date

¹Cumulative number of laboratory confirmed COVID-19 cases: 904

²Cumulative number of reported deaths associated with COVID-19: 48

³Number of Individuals tested for SARS-COV2 Virus: 7525

**Tests were initially conducted by the Regional Virology Laboratory (RVL) Belfast for all of Northern Ireland. On 30/03/2020, laboratory testing data from the NHSCCT (testing started 23/03/2020) and from the SHSCT (testing started 28/03/2020) are now included in the figures. This data is accurate at the time of the report but due to processing times, testing numbers may change (e.g. indeterminate tests may be retested with a positive/negative result).*

Definitions (as at 02/04/2020)

¹Laboratory confirmed COVID-19 cases

A laboratory confirmed COVID-19 case is an individual that:

- has clinical evidence of COVID Disease¹
- has a positive laboratory result for SARS-COV2

Source of data: laboratory reports from Regional Virus Laboratory, NHSCT (testing started 23/03/2020) and SHSCT (testing started 28/03/2020).

Please note:

- This number refers to individuals, NOT number of tests performed by laboratory. An individual may have had more than one test for clinical purposes.
- This includes people that may have had a test taken in previous days (not just the last 24 hours) due to processing times.
- A laboratory confirmed case will predominantly include patients admitted to a HSC Trust acute hospital but as the testing strategy is rolled out it may change to include those with clinical disease that are also tested in the community (e.g. health care workers).

²Trust Deaths associated with COVID-19

Death of an individual reported as having a positive result for SARS-COV2 within the previous 28 days of death.

Source of data: clinician reports (e.g. HSC Trusts), Regional Virus Laboratory and local laboratory reports.

Please note, this number refers to individuals who have died within 28 days of first positive result, whether or not COVID-19 was the cause of death. Data correct up to 09:15 on morning of the report.

³Individuals tested for SARS-COV2 virus

An individual is tested if they meet the case definition for testing (as above).

Source of data: laboratory reports from Regional Virus Laboratory, NHSCT (testing started 23/03/2020) and SHSCT (testing started 28/03/2020).

Please note, this number refers to individuals, NOT number of tests performed by laboratory. An individual may have had more than one test for clinical purposes.

¹ Clinical evidence of COVID Disease is clinical or radiological evidence of pneumonia OR acute respiratory distress syndrome OR influenza like illness.

1. Surveillance of SARS-CoV-2 (coronavirus) Laboratory Testing

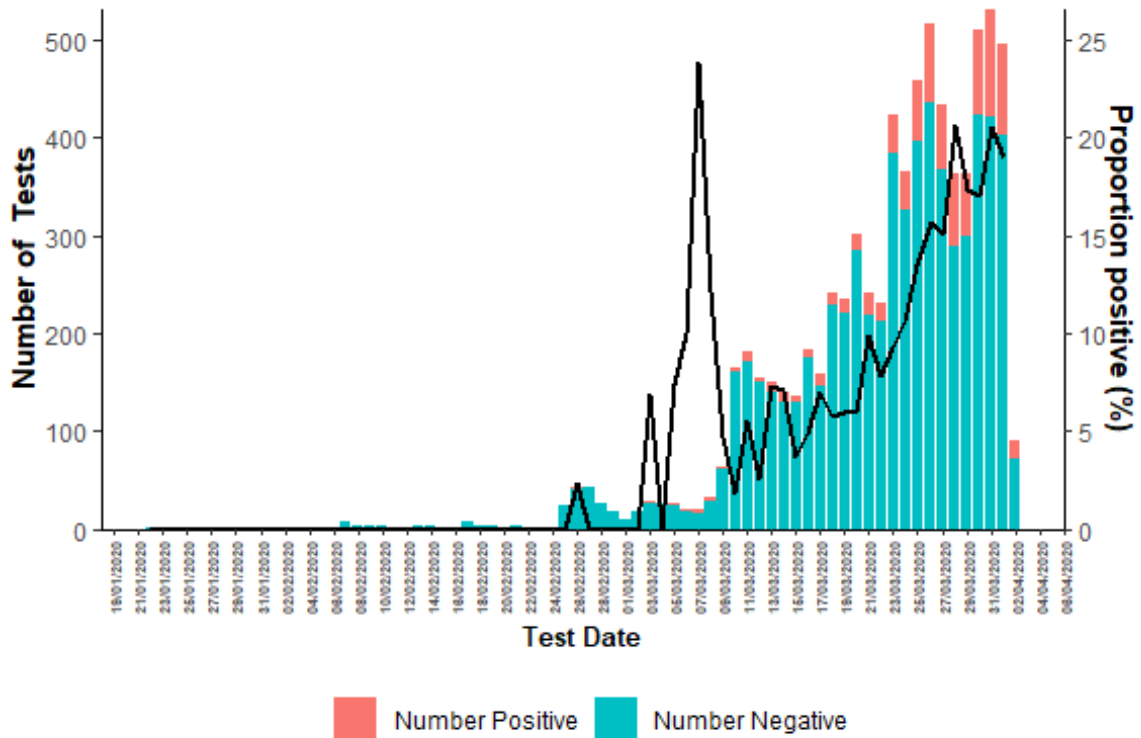


Figure 1: Number of SARS-CoV-2 tests and positivity rate, by test date, Northern Ireland

The bars in figure 1 outline the number of laboratory tests undertaken by test date and the line outlines the proportion of daily tests that are positive for SARS-CoV-2 (coronavirus). Proportion positive data shown to 1 April as not all samples taken yesterday have been processed.

Table 1 Total completed tests by Health and Social Care Trust, Northern Ireland

Trust	Number of Total Tests
BHSCT	2897
SEHSCT	1652
NHSCT	779
SHSCT	1186
WHSCT	755
NIAS	100
OTHER	149
UNKNOWN	7
Total	7525

Table 1 describes the distribution of tests according to where the specimen was taken. Other includes tests conducted by Public Health England (prior to introduction of local testing), and also includes testing from pathology services, GPs and hospices.

Table 2 SARS-COV2 test outcome, in Northern Ireland

COVID-19 Testing indicator	Number
Number of Individuals tested for SARS-COV2 Virus	7525
Number of Individuals testing positive for SARS-COV2 Virus	904
Number of Individuals testing negative for SARS-COV2 Virus	6604
Number of Individuals with indeterminate result for SARS-COV2 Virus	17

2. Surveillance of Laboratory Confirmed COVID-19 Cases

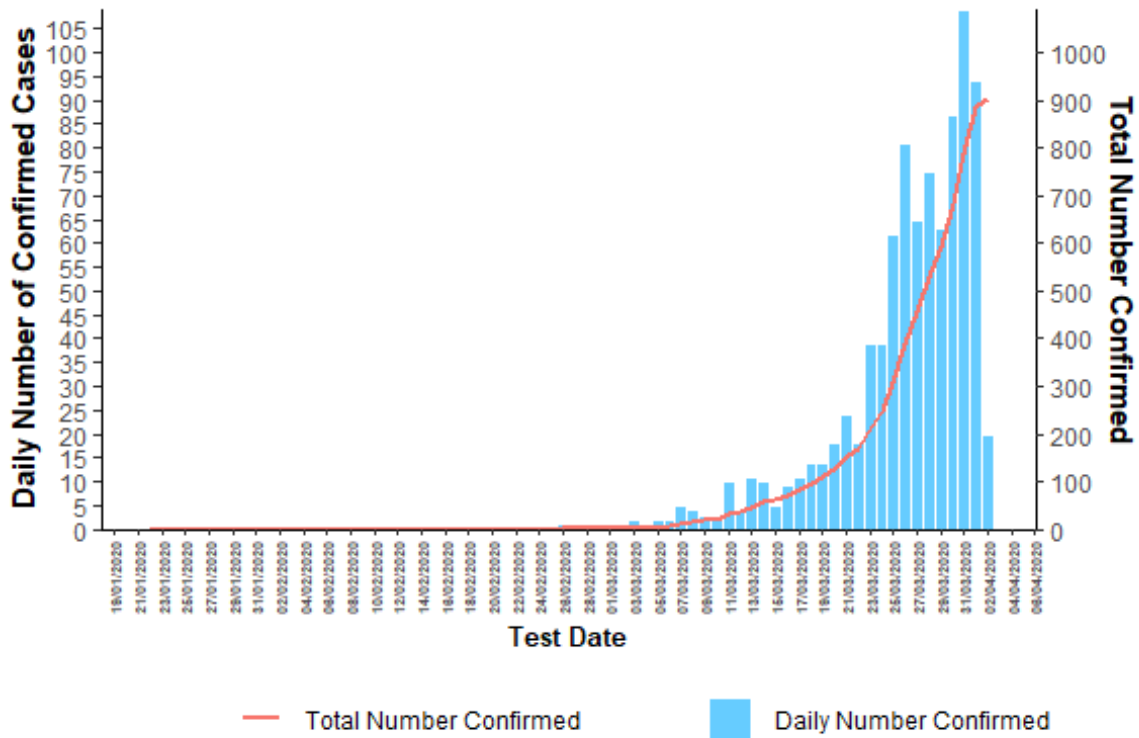


Figure 2: Daily number of new confirmed cases of COVID-19 by test date

Figure 2 outlines the daily number of laboratory confirmed cases by test date and cumulative laboratory confirmed cases to date. The first laboratory confirmed case of COVID-19 was reported on the 25 February 2020 (test date 24 February). As of 3 April, there have been a total of 904 cases.

Table 3 Age and gender characteristics for positive COVID-19 cases

Case Characteristics		Number	(%)
Age	0 to 44	286	32%
	45 to 69	362	40%
	70+	256	28%
Sex	F	462	51%
	M	441	49%
	Unk	1	0%

Number of laboratory confirmed cases of COVID-19 by Local Government District

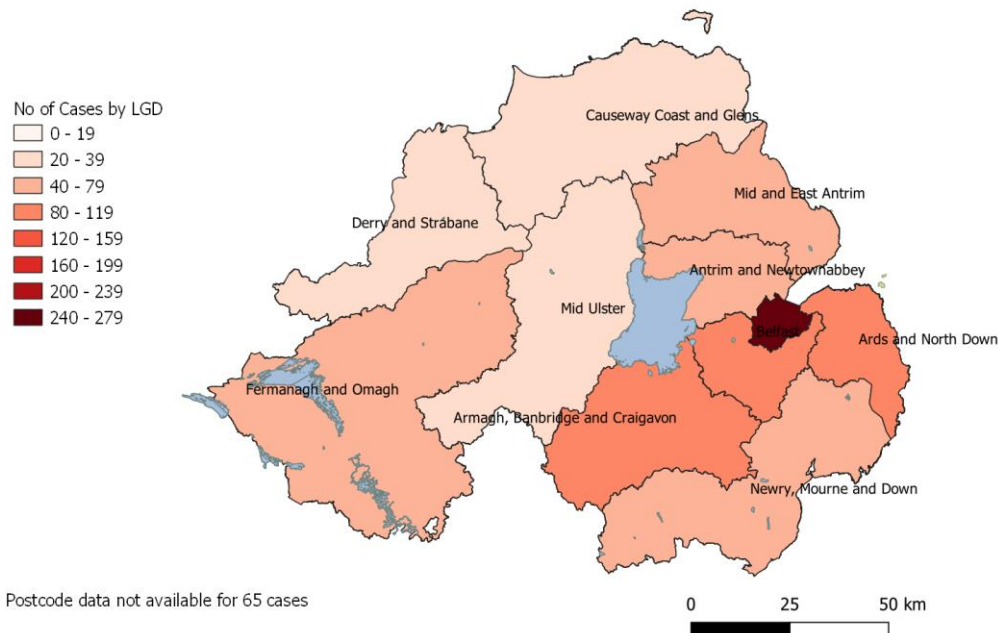


Figure 3: Location of confirmed COVID-19 cases by Local Government District (LGD) in Northern Ireland

Figure 3 outlines the geographical distribution of confirmed COVID-19 cases across Northern Ireland. Cases are predominantly clustered within Belfast LGD areas of residence.

**Please do not directly compare LGD shades to previous bulletins. The numbers of cases by LGD are increasing and as such the categories listed will broaden which may result in changes to the map shading*

Table 4 Cumulative number of positive COVID-19 cases by LGD

Local Government District	Number
Antrim And Newtownabbey	59
Ards And North Down	81
Armagh, Banbridge And Craigavon	91
Belfast	272
Causeway Coast And Glens	21
Derry And Strabane	35
Fermanagh And Omagh	40
Lisburn And Castlereagh	109
Mid And East Antrim	46
Mid Ulster	23
Newry, Mourne And Down	61
Unknown	66
Total	904

3. Surveillance of deaths associated with COVID-19

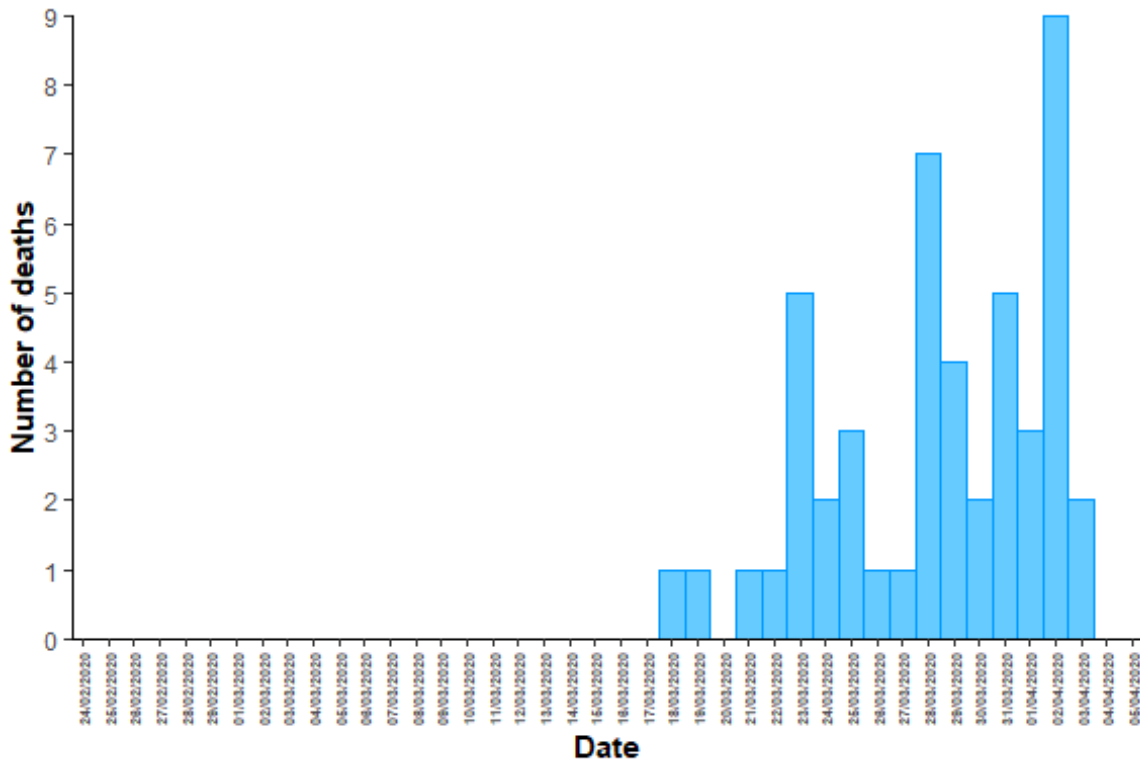


Figure 5: Number of deaths associated with COVID-19, in Northern Ireland

The definition of a death associated with COVID-19 is an individual who has died within 28 days of a positive SARS-CoV2 test. This is currently reported to the PHA by HSC Trusts ($n^{\text{total}}=48$). Of 47 deaths with data, the median age was 79 years old of which 25 (53%) were female and 22 (47%) were male.