

Daily COVID-19 Surveillance Bulletin

PHA Health Protection Respiratory Surveillance Team

Date generated: 27/03/2020

Version 2.4 - Data correct to 27/03/2020 at 11:20

Changes from yesterday

Number of new Individuals testing positive for COVID-19¹: 34

Number of new Individuals tested² for COVID-19: 298

Number of new COVID-19 associated deaths³: 3

Summary to date

Number of Individuals tested: 4014

Number of Individuals testing positive for COVID-19: 275

Number of Individuals testing negative for COVID-19: 3739

Total number of deaths associated with COVID-19: 13

¹This is the number of new COVID-19 cases since yesterday morning's report. This includes people that may have had a test taken in previous days (not just the last 24 hours) due to processing times. Information on the positive cases by test date is available in Fig 1. This is how the trend of cases is monitored across the United Kingdom and Republic of Ireland, in accordance with World Health Organisation guidance

²Number of new tests completed for the previous day

³Death data correct to 09:15 on the morning of the report

1. Surveillance of SARS-CoV-2 (coronavirus) Laboratory Testing

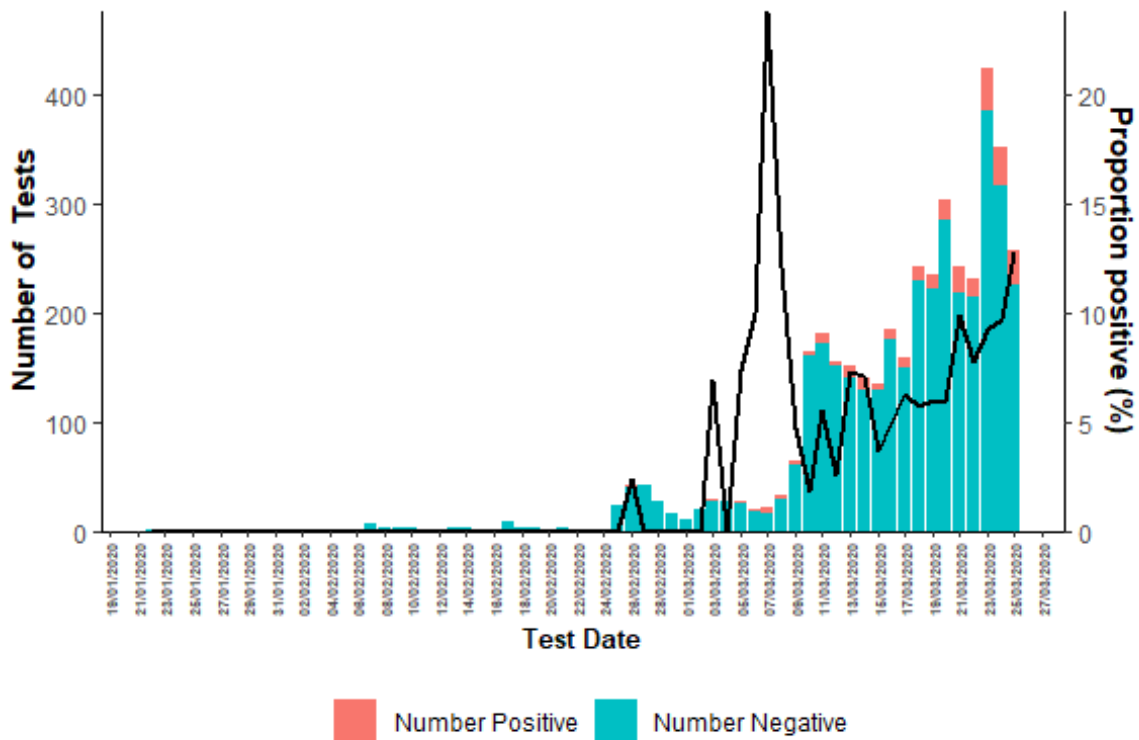


Figure 1: Number of SARS-CoV-2 tests and positivity rate, by test date, Northern Ireland

The bars in figure 1 outline the number of laboratory tests undertaken by test date and the line outlines the proportion of daily tests that are positive for SARS-CoV-2 (coronavirus). Data shown to 25 March as not all samples taken yesterday have been processed. Prior to the 24 February 2020 the number of daily tests performed was small. At this time, testing was based on travel to countries which were experiencing increased numbers of COVID-19. As the list of countries grew the number of tests performed increased. Since 13 March, there have been further increases in tests performed reflecting further changes in public health management, with the overall trend, and positivity rate, on an upward trajectory.

Table 1 Total completed tests by Health and Social Care Trust, Northern Ireland

Trust	Number of Total Tests
BHSCT	1549
SEHSCT	863
NHSCT	453
SHSCT	657
WHSCCT	411
Other	79
Unknown	2
Total	4014

**Other includes tests conducted by Public Health England, and also includes local testing from pathology, GPs and hospices*

2. Surveillance of Laboratory Confirmed COVID-19 Cases

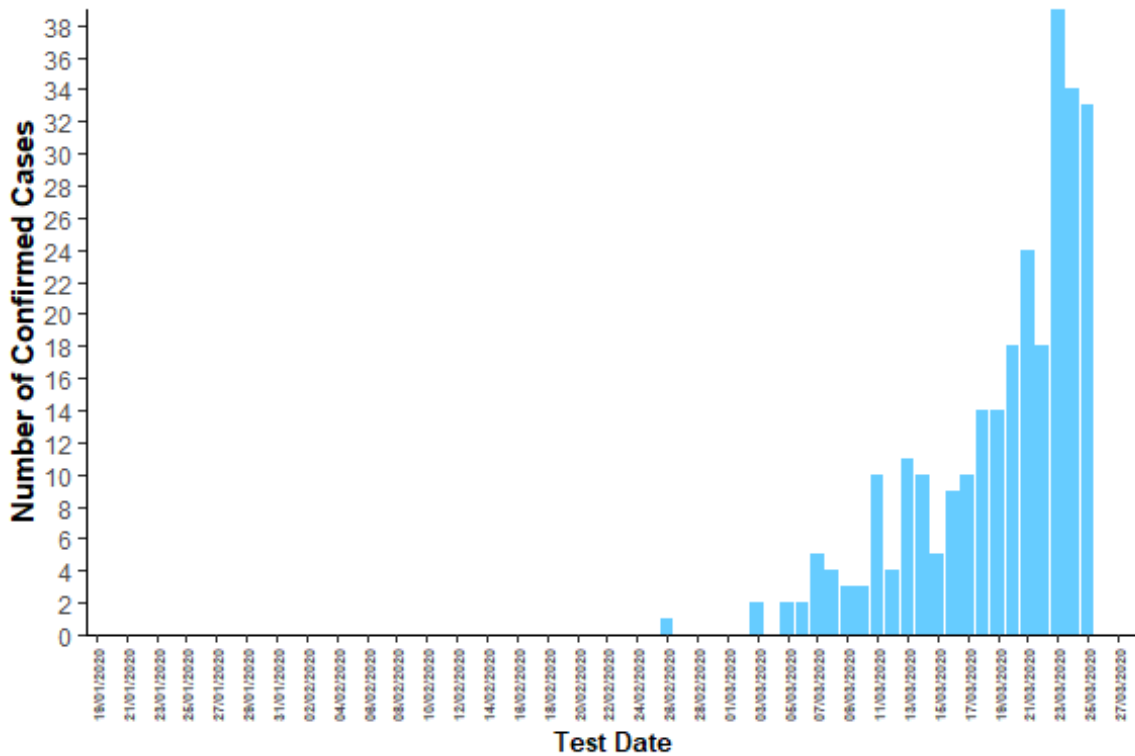


Figure 2: Daily number of new confirmed cases of COVID-19 by test date

Figure 2 outlines the number of laboratory confirmed cases by test date. Data shown to 25 March as not all samples taken yesterday have been processed. This follows how cases are monitored across the United Kingdom and Republic of Ireland and is in accordance with World Health Organisation guidance.

The first laboratory confirmed case of COVID-19 was reported on the 25 February 2020 (test date 24 February). As of 26 March, there have been a total of 241 cases. The overall trend is on an upward trajectory.

Table 2 Age and gender characteristics for positive COVID-19 cases

Case Characteristics		Number	(%)
Age	0 to 44	100	36%
	45 to 69	95	35%
	70+	80	29%
Sex	F	126	46%
	M	149	54%

Number of laboratory confirmed cases of COVID-19 by Local Government District

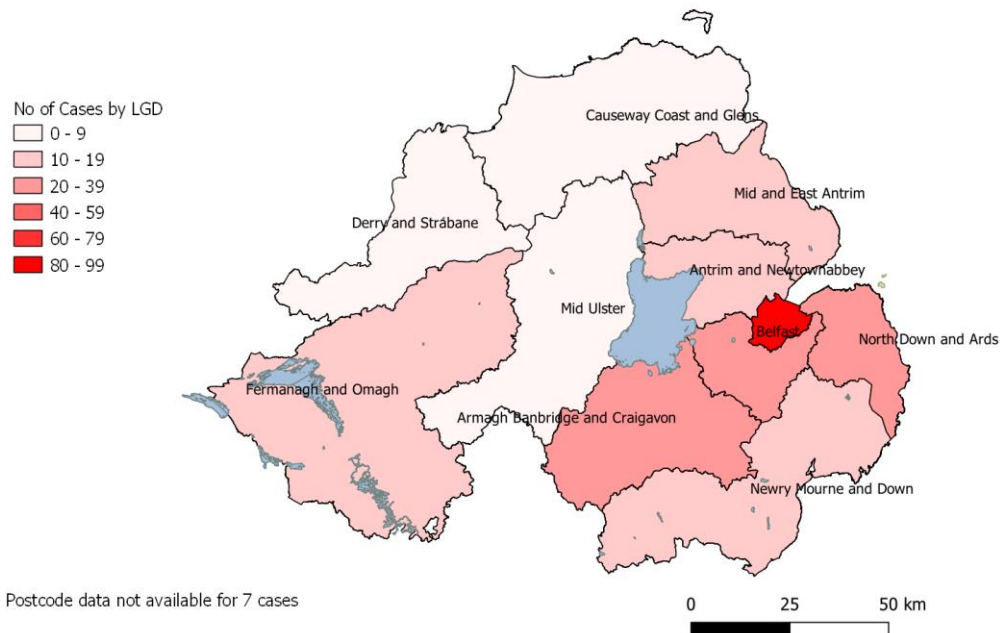


Figure 3: Location of confirmed COVID-19 cases by Local Government District (LGD) in Northern Ireland

Figure 3 outlines the geographical distribution of confirmed COVID-19 cases across Northern Ireland. Cases are predominantly clustered within Belfast LGD areas of residence.

**Please do not directly compare LGD shades to previous bulletins. The numbers of cases by LGD are increasing and as such the categories listed will broaden which may result in changes to the map shading.*

Table 3 Cumulative number of positive COVID-19 cases by LGD

Local Government District	Number
Antrim and Newtownabbey	18
Armagh, Banbridge and Craigavon	29
Belfast	86
Causeway Coast and Glens	5
Derry and Strabane	9
Fermanagh and `Omagh	17
Lisburn and `Castlereagh	39
Mid and East Antrim	16
Mid Ulster	8
Newry, Mourne and Down	16
North Down and Ards	25
Unknown	7
Total	275

3. Surveillance of Critical Care (ICU/HDU) COVID-19 Cases

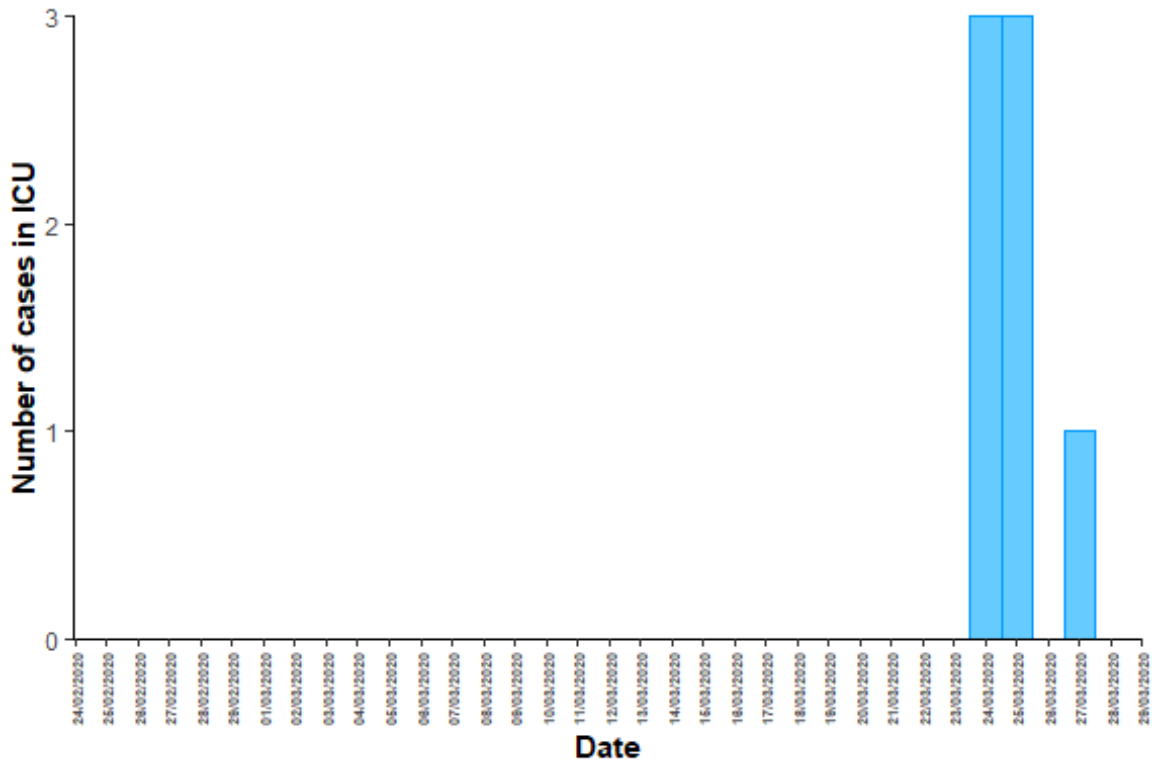


Figure 4: Number of individuals admitted to critical care associated with COVID-19, in Northern Ireland

These are the total number of admissions to critical care (ICU/HDU) in Northern Ireland with confirmed COVID-19 reported to the PHA by Critical Care Network for Northern Ireland (CCaNNI) at 10:30 on the date of the bulletin ($n^{\text{total}}=7$).

4. Surveillance of deaths associated with COVID-19

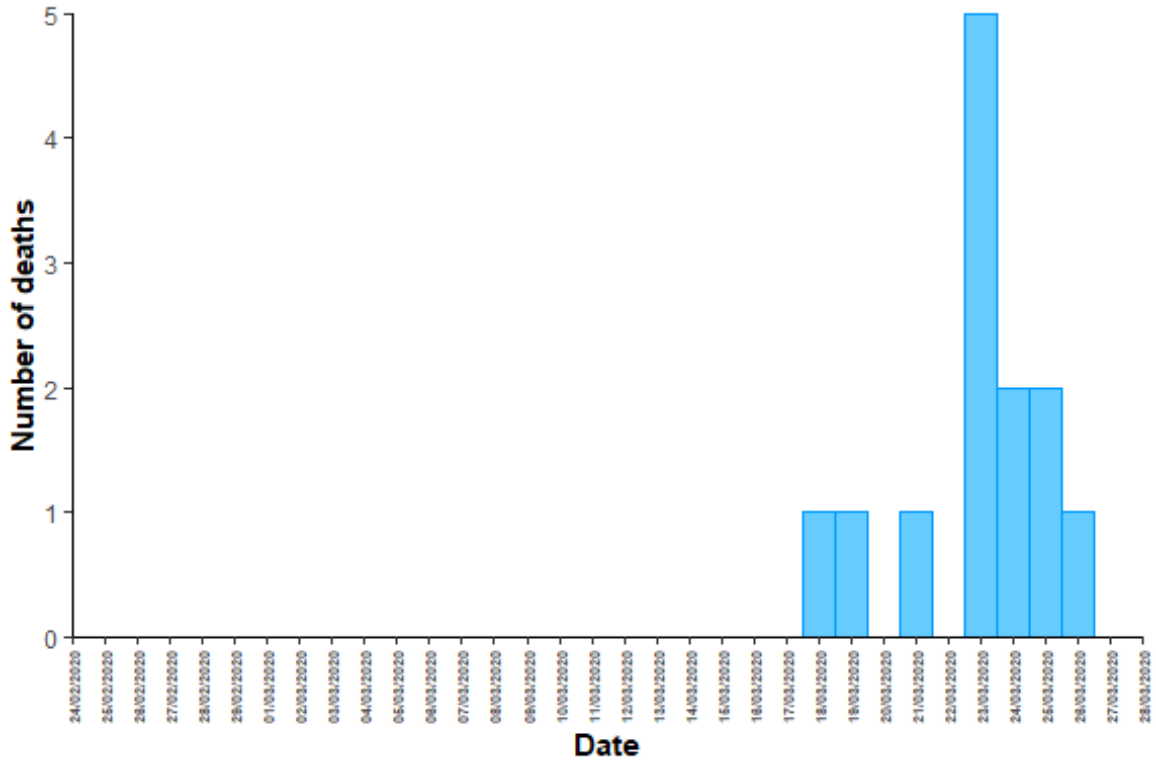


Figure 5: Number of deaths associated with COVID-19, in Northern Ireland

The definition of a death associated with COVID-19 is an individual who has died within 28 days of a positive COVID-19 test. This is reported to the PHA by the responsible clinician and subsequently will be formally notified on the death certificate ($n^{\text{total}}=13$).

Caveats

Please note, that as of 13 March 2020 the daily SitRep is now based on laboratory data only. Unlike the laboratory data, this report is based on individuals tested rather than the total number of tests conducted. For example, one individual may have multiple tests. In the PHA dataset they would be counted once whereas in laboratory datasets they would have multiple entries.

Prior to the 13 March, total tests included only individuals that met the case definition (travel and clinical criteria). However, during this time wider testing was also being conducted across all Trusts in Northern Ireland. These individuals are now included in the overall laboratory total resulting in an overnight increase of approximately 400 tests which affected the total number of tests and total number of negative reports.

On the 13 March, the case definition also changed such that testing was limited to acute Trust admissions only.