



This Dashboard presents summary information on:

- Total laboratory completed tests for COVID-19 in NI
- Individuals with laboratory completed tests for COVID-19 in NI
- Total deaths of patients with laboratory completed positive tests for COVID-19
- Time series of laboratory completed tests in NI by date of specimen
- Admissions / discharges at hospitals with suspected and confirmed COVID-19
- Overview of hospital beds available and occupied (Total and ICU)

The final tabs include detailed technical notes and definitions on the information presented. We would also ask you to note that this service will continue to be developed with additional information as it becomes available over time.

Key Summary	Latest Position
Total Laboratory Completed Tests	34,752
Individuals with a Laboratory Completed Test	29,411
Individuals with a Positive Laboratory Completed Test	3,984
Total number of deaths reported up to end of current reporting period	422
COVID suspected/confirmed Inpatients	656
COVID suspected/confirmed Discharges	4,230
ICU Beds	104
ICU COVID suspected/confirmed	26
ICU Available	34
Total Beds	3,417
Total Beds Occupied	2,459
Occupancy %	72
Confirmed COVID-19 Care Home Outbreaks	75





34,752

Total Lab Completed Tests

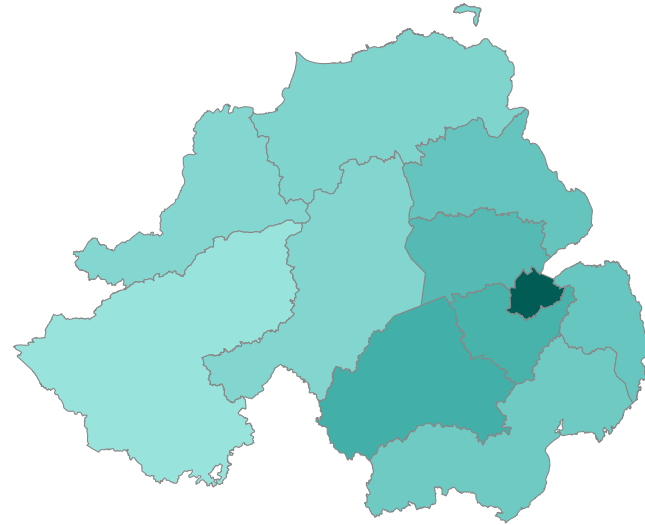
29,411

Individuals Lab Completed Tests

3,984

Individuals Positive Lab Test

Individuals with a Laboratory Completed Positive Test for SARS-COV2 Virus by Local Government District



Testing for the SARS-COV2 Virus in NI is currently being carried out by (i) **HSC Trust Labs** and (ii) **National Testing Centres**; although, information on the outcome of completed laboratory tests is ONLY available for HSC Trust Labs at this time. *Refer to notes for further detail.*

i. HSC Trust Labs - Cumulative Number of Completed Laboratory Tests

05 May 2020

33,395

Total Lab Tests

28,357

Individuals Tested

3,934

Individuals Tested Positive

06 May 2020

34,752

Total Lab Tests

29,411

Individuals Tested

3,984

Individuals Tested Positive

Daily Change

1,357

Total Lab Tests

1,054

Individuals Tested

50

Individuals Tested Positive

ii. National Testing Centres - Cumulative Number of Samples Taken (Date Sample Taken)

05 May 2020

6,845

Samples Taken

06 May 2020

7,584

Samples Taken

Daily Change

739

Samples Taken

IMPORTANT NOTE:

Data from National Testing Centres refers only to the number of persons who have had samples / swabs taken at the SSE Arena, City of Derry Rugby Club and Craigavon Test Centre. These sample are sent to the laboratories for analysis and will be reported as a laboratory completed test in due course. They should NOT be added to the **Completed** laboratory results presented above.

Breakdown of Individuals with a Laboratory Completed Test by Local Government District

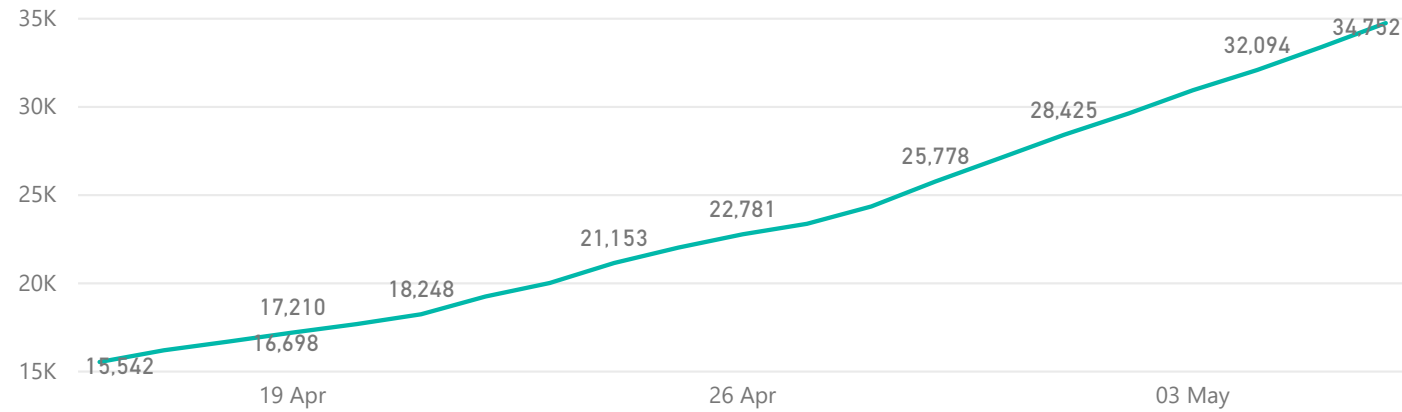
Local Government District	Individuals Tested	Individuals Tested Positive	Individuals Tested Negative	Indeterminate Tests
Antrim and Newtownabbey	2,269	335	1,933	1
Ards and North Down	2,531	261	2,269	1
Armagh City, Banbridge and Craigavon	3,269	403	2,864	2
Belfast	6,694	1,217	5,471	6
Causeway Coast and Glens	1,644	169	1,473	2
Derry City and Strabane	1,849	155	1,694	0
Fermanagh and Omagh	1,037	75	959	3
Lisburn and Castlereagh	2,481	380	2,100	1
Mid and East Antrim	1,807	271	1,536	0
Mid Ulster	1,600	160	1,440	0
Newry, Mourne and Down	2,382	237	2,141	4
Total	29,411	3,984	25,404	23

Note: Local Government Districts assigned as 'Not Known' refer to individuals with insufficient address and postcode details



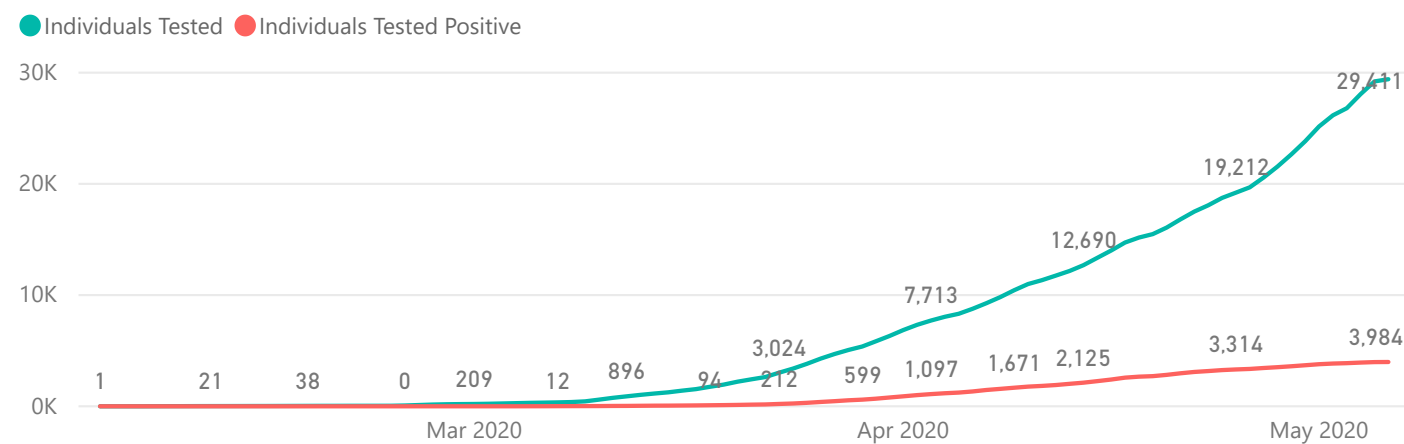
The information below shows the total number of laboratory completed tests for SARS-COV2 Virus at 9am on the date presented. The total number of tests will include each laboratory completed test, i.e. if an individual had more than one test for the SARS-COV2 Virus, each laboratory completed test will be included.

Cumulative Total of Laboratory Completed Tests by Date of Laboratory Test

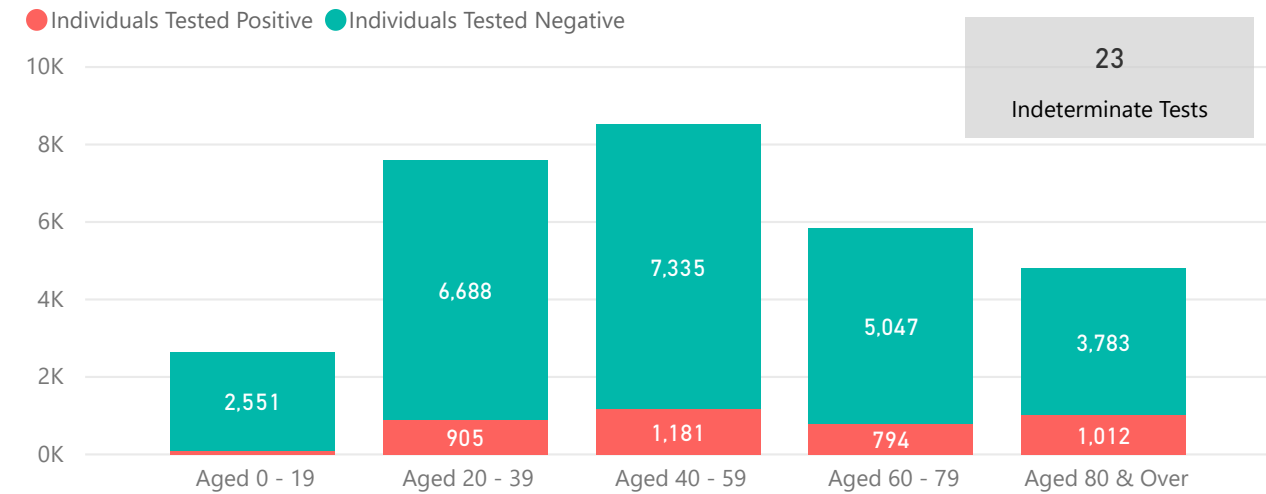


The cumulative number of individuals with a laboratory completed test is presented below by the date on which the specimen (sample / swab) had been taken at a testing location, and not the date the laboratory test was completed. If an individual has been tested more than once, only the first laboratory completed positive result will be counted, with all other laboratory completed test results excluded, regardless of when the test took place.

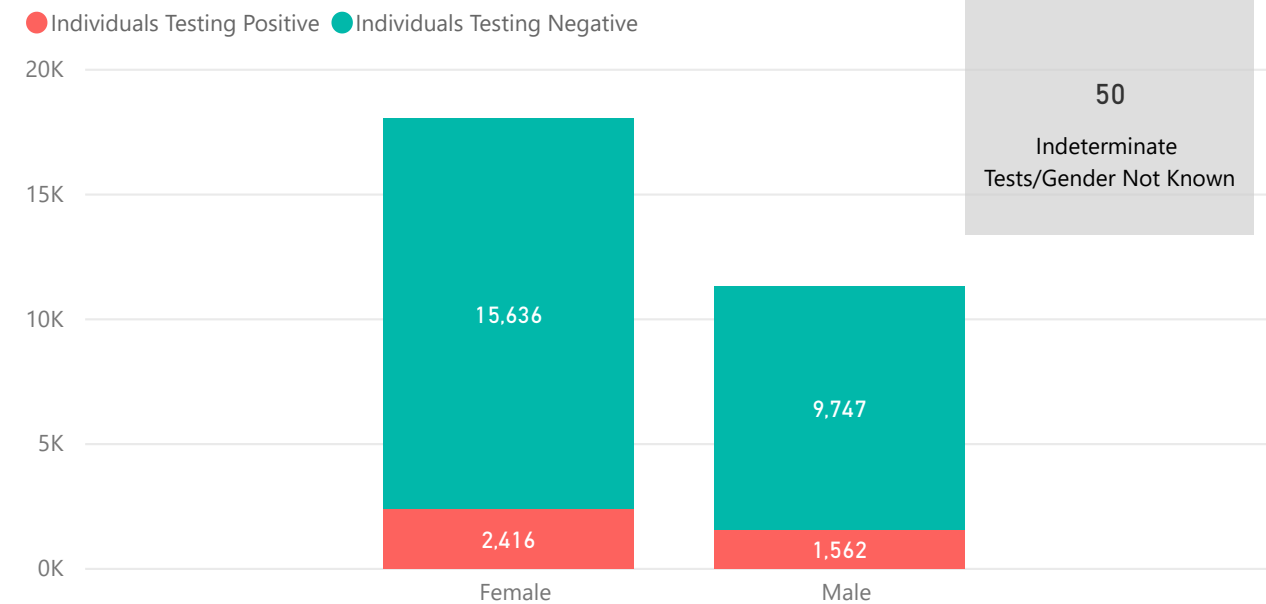
Cumulative Individuals with Laboratory Completed Test for SARS-COV2 Virus by Date of Specimen



Individuals with a Laboratory Completed Test for SARS-COV2 Virus by Age Group



Individuals with a Laboratory Completed Test for SARS-COV2 Virus by Gender





Breakdown of Deaths During Current Reporting Period COVID-19 Deaths by Local Government District

422

Cumulative COVID-19 Deaths reported up to 09:30am on 07 May 2020

=

418

Deaths previously reported up to 09:30am on 06 May 2020

+

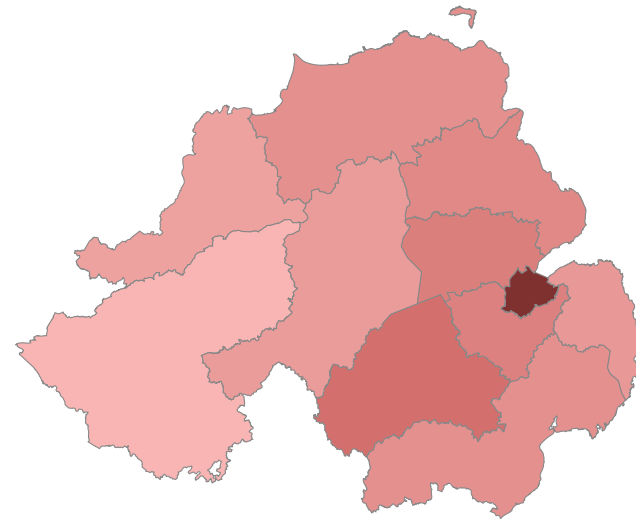
2

Deaths reported and occurring within current reporting period

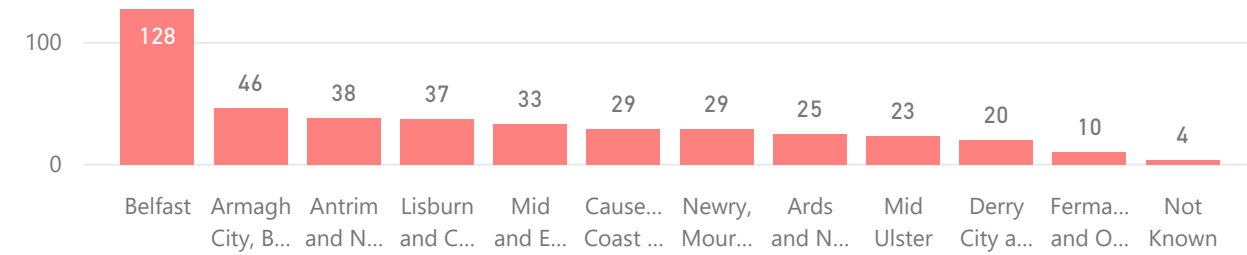
+

2

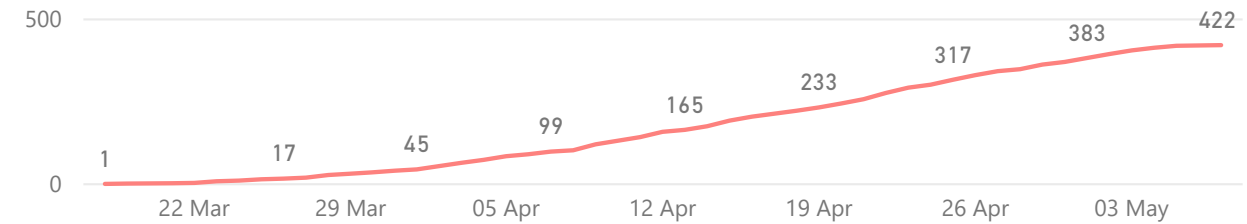
Deaths reported, but not occurring within current reporting period



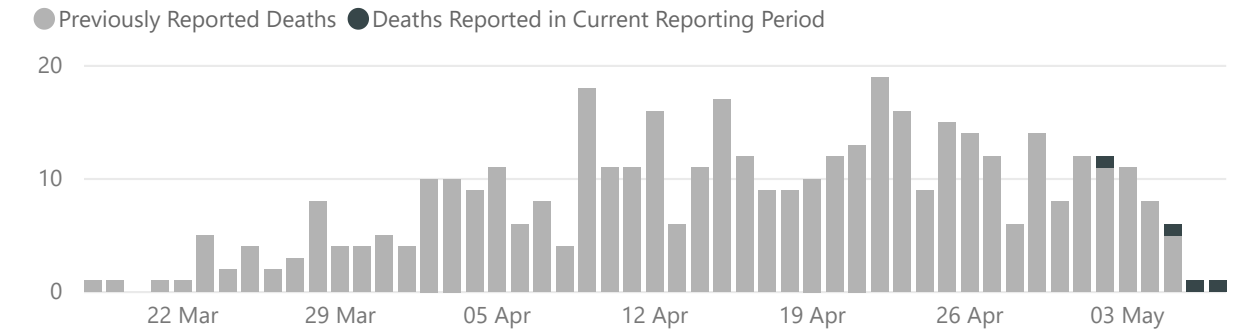
COVID-19 Deaths by Local Government District



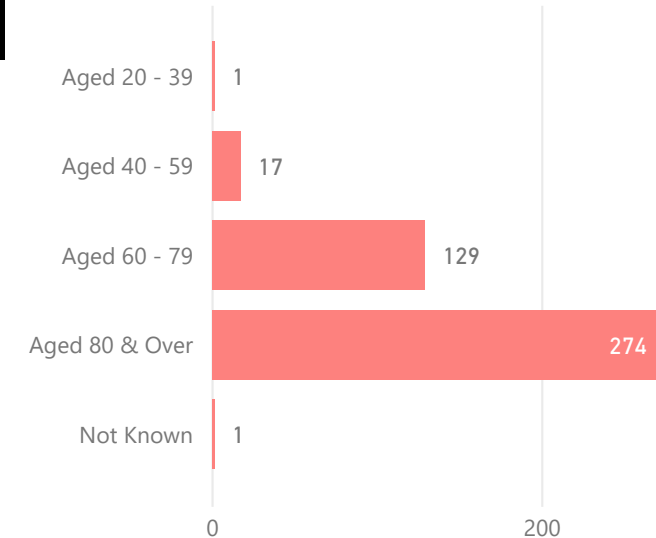
Cumulative COVID-19 Deaths by Date of Death



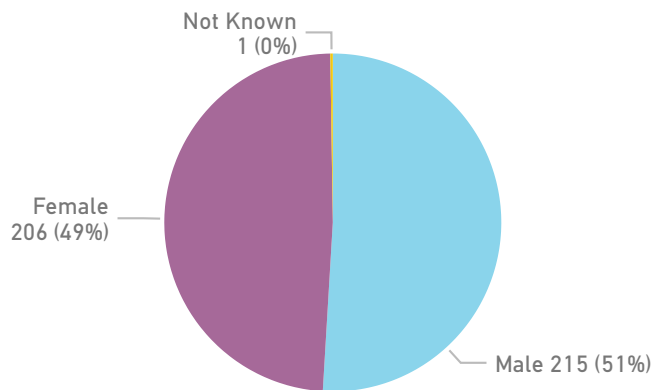
Previously Reported Deaths and Deaths in Current Reporting Period by Date of Death



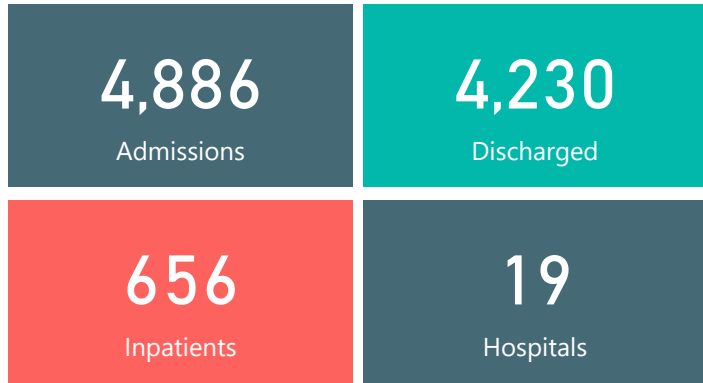
COVID-19 Deaths by Age Group



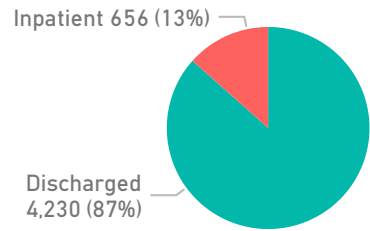
COVID-19 Deaths by Gender



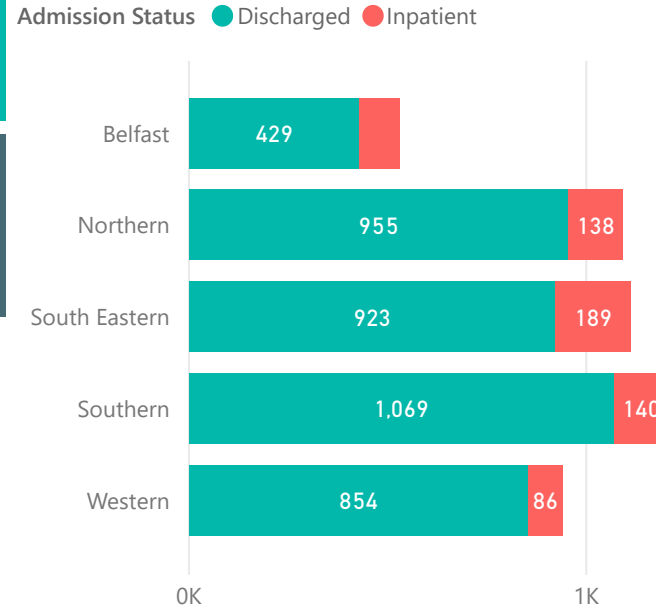
Note 1: Deaths in current reporting period include deaths which will have occurred in that period, along with deaths which have only been reported within that period. For example, A death may occur on Thursday 30th April but not be reported until Saturday 2nd May
Note 2: Current Reporting Period = 09:30 on 06 May 2020 - 09:30 on 07 May 2020



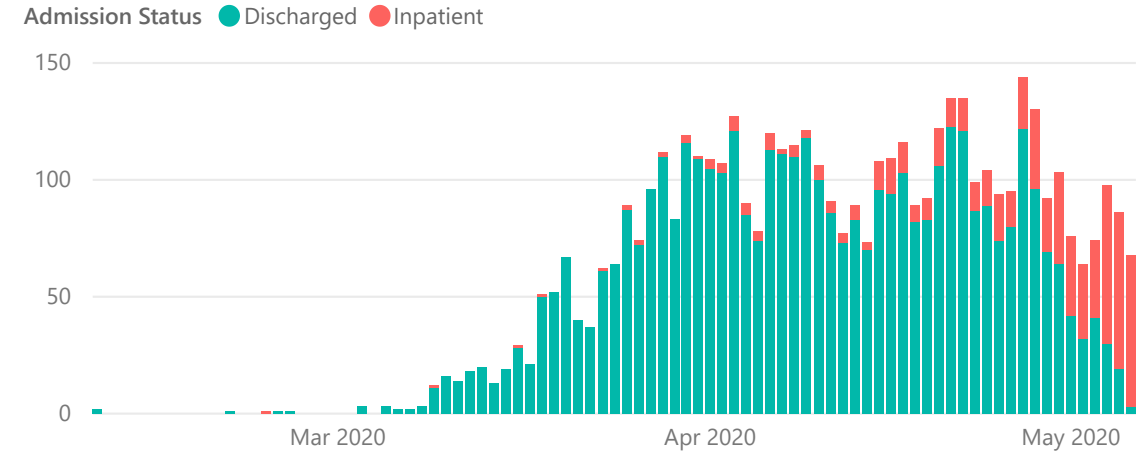
COVID-19 Admissions by Patient Status



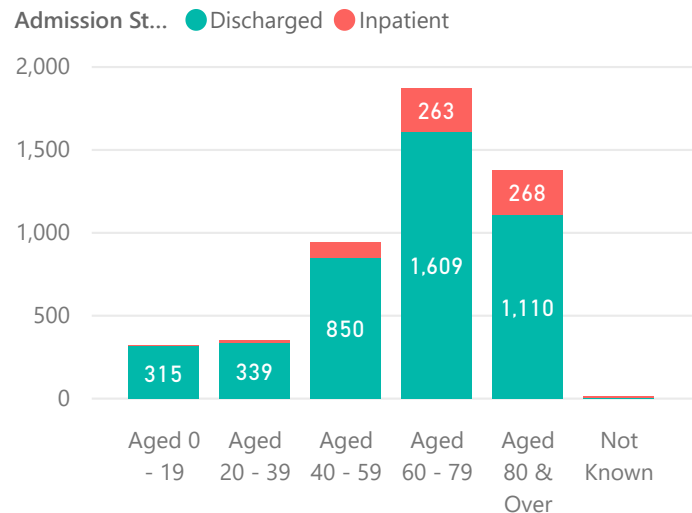
COVID-19 Admissions by Trust & Patient Status



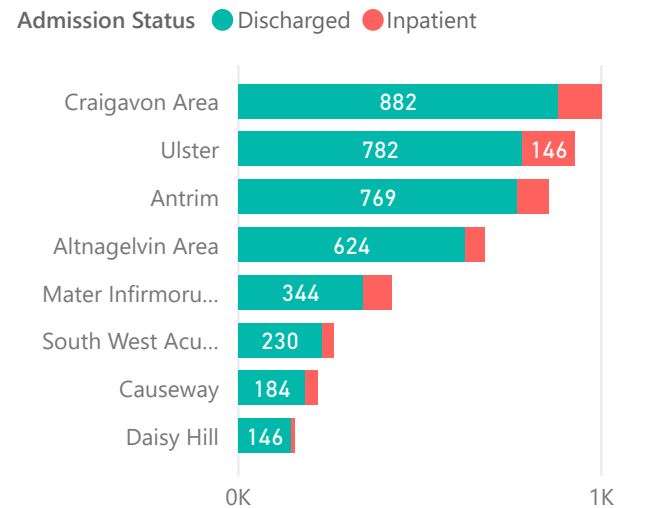
COVID-19 Admissions by Admission Date & Patient Status



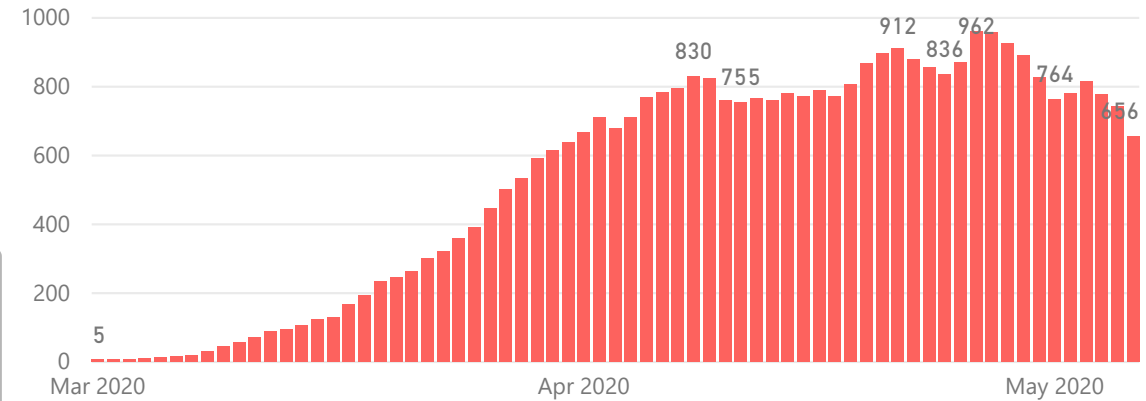
COVID-19 Admissions by Age Group & Patient Status



COVID-19 Admissions by Hospital & Patient Status



Midnight COVID-19 Occupancy Numbers



Note 1: Discharges include: discharge under medical grounds, self-discharge or death
 Note 2: This dashboards includes both confirmed and suspected COVID-19 admissions
 Note 3: Admissions data is sourced from a live administrative system which is continually being amended and updated, as such previous days' admission data may fluctuate



3,417
Total Beds

2,459
Total Occupied Beds

72%
Occupancy %

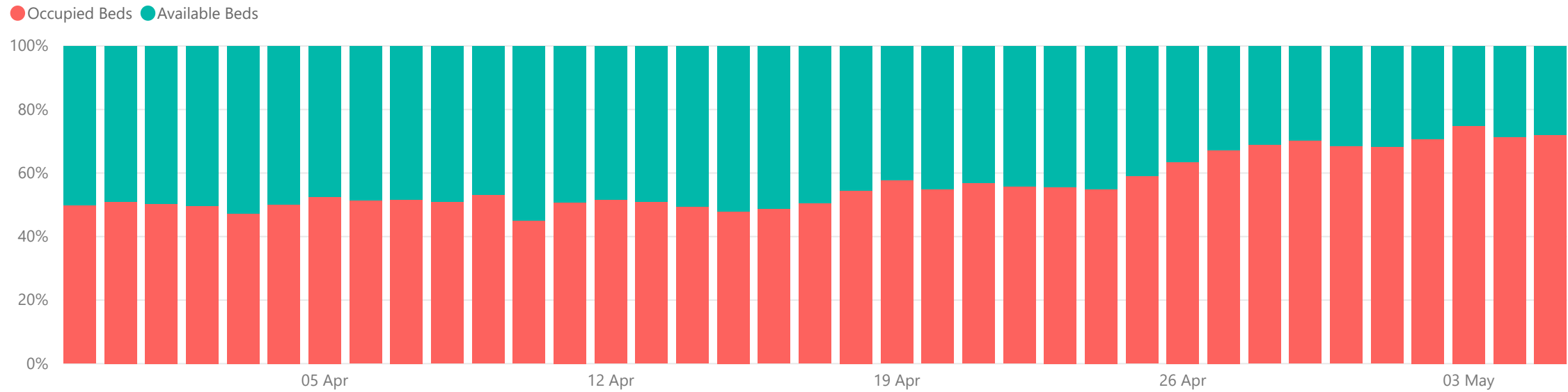
104
Total ICU Beds

26
Total ICU COVID-19 (sus/+ve)

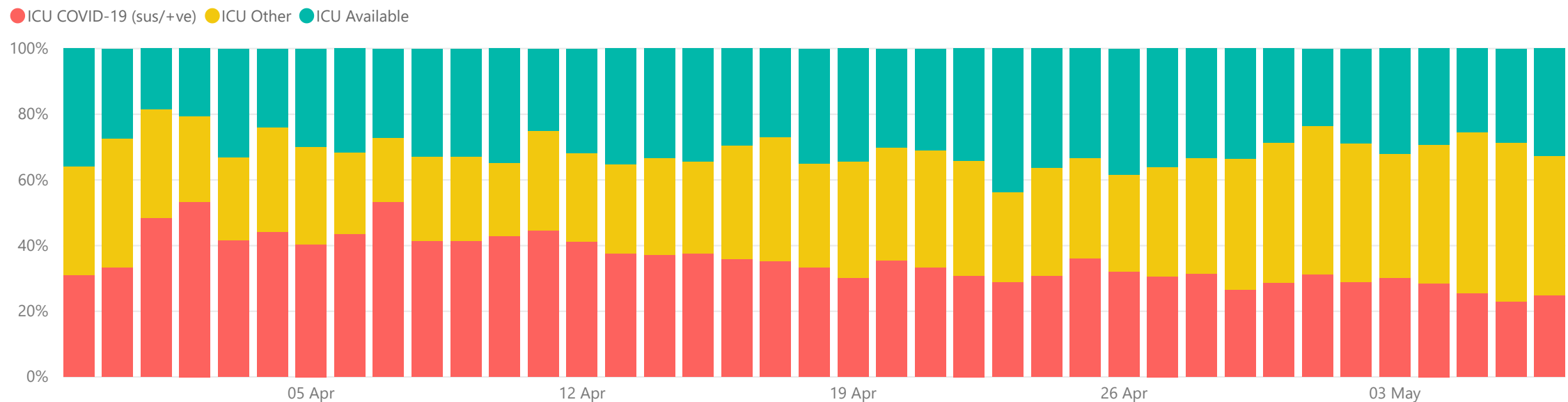
34
Total ICU Available

44
Total ICU Other

Hospital Bed Occupancy - Available and Occupied Beds



ICU Bed Occupancy - Available, COVID-19 & Other





126

Total Acute Respiratory Outbreaks

75

Confirmed COVID-19

35

Suspected COVID-19

16

Closed Outbreaks

Key Definitions

Possible case of COVID-19*

Any resident (or staff) with symptoms of COVID-19 (high temperature or new continuous cough), or new onset of influenza like illness or worsening shortness of breath.

*Symptoms may be more nuanced in older people with co-morbidities in care homes who may present with Flu Like Illness (FLI), respiratory illness, new onset confusion, reduced alertness, reduced mobility, or diarrhoea and sometimes do not develop fever. This may be true for COVID-19, so such changes should alert staff to the possibility of new COVID infection

Confirmed case of COVID-19

Any resident (or staff) with laboratory confirmed diagnosis of COVID-19.

Outbreak definition

Two or more cases in a facility which meet the case definition of a possible or confirmed case of COVID-19, within a 14-day period among either residents or staff in the care home

Declaring the End of an Outbreak/outbreak closed

An outbreak can be declared over when there are no new cases for 14 days after symptom onset of most recent case.

TECHNICAL GUIDANCE ON LABORATORY TESTS



COVID-19 cases are identified by taking specimens from people at testing centres across Northern Ireland and sending these specimens to laboratories to be tested. If the test is positive, this is referred to as a Laboratory Completed Test. The information currently reported by DoH refers ONLY to the number of laboratory completed tests for the SARS-COV2 virus at 9am each day for the 4 HSC Trust laboratories listed below.

- Regional Virus Laboratory (Belfast);
- Antrim Testing Laboratory (commenced 23/03/2020);
- Craigavon Area Testing Laboratory (commenced 28/03/2020); and,
- Altnagelvin Area Testing Laboratory (commenced 03/04/2020).

Prior to testing commencing at Antrim, Craigavon Area and Altnagelvin, all laboratory completed tests for the SARS-COV2 virus in Northern Ireland were carried out by the Regional Virus Laboratory in Belfast.

National Testing Centres

Alongside testing by HSC Trust laboratories, there is a programme of testing for the SARS-COV2 virus being carried out at National Testing Centres (mainly for Health Care / Key Workers) by appointment only; although, information on the outcome of samples (swabs) taken at these National Testing Centres is not presented in this dashboard. Samples taken at National Testing Centres will be sent to laboratories for analysis and will be reported as a laboratory completed test in due course. They should NOT be added to the **Completed** laboratory results presented above.

Currently, the National Testing Centres in NI are located at the following sites: the SSE Arena, City of Derry Rugby Club and Craigavon Test Centre.

DATA PROVISION

Daily extracts based on laboratory completed tests completed and authorised by each HSC laboratory are provided to the DoH at 9am, and refer to the position at the end of the previous working day. Data on authorised completed laboratory results for the Regional Virus Laboratory are provided via a secure data link at 12 midday and 18:30pm each day, whilst data on authorised completed laboratory results for the remaining laboratories (Altnagelvin, Craigavon Area and Antrim) are available to download from the Regional Data Warehouse at 4am each day.

DATA QUALITY

Data is currently provided by the 4 HSC laboratories in two separate ways; (i) a data extract from RVL Belfast, and (ii) a data extract for Antrim, Craigavon Area and Altnagelvin laboratories via the Regional Data Warehouse.

Quality assurance of this data is undertaken by the DoH using a combination of automated and semi-automated programmes, with manual checking both before and post processing. Data from each source are merged and duplicate reports are generated to identify any duplicate test records based on 'Specimen Number' (RVL) or 'Ascension Number' for other laboratories. Duplicate tests are then removed from the data at this stage.

TECHNICAL GUIDANCE ON COVID-19 DEATHS



Death extracts are provided daily to the DOH detailing the count of deaths reported to the PHA where the deceased has had a positive test for COVID-19 and died within 28 days, whether or not COVID-19 was the cause of death. PHA sources include reports by healthcare workers (e.g. HSC Trusts, GPs) and information from local laboratory reports. Local Government Districts are defined by the deceased's residential setting. Interpretation of the figures should take into account that totals by date of death, particularly for recent prior days, are likely to be updated in future releases.

DATA QUALITY

Data is refreshed each day to include any deaths that have been reported during the current reporting period (from 09:30 am one day previous until 09:30 am on the day of reporting). Deaths submitted by HSC Trusts after 9:30am will be reported in the Daily COVID report for the following day. There may also be deaths reported to the PHA a number of days after the death occurred. Data will be refreshed and revisions to previous reported figures by date of death will be provided in the latest report. Updates are available for access by DoH via secure file transfer by 10.45am each day.

DATA REPORTED

Data is reported in the following ways:

- Total number of deaths reported up to the end of the current reporting period
- Total number of deaths reported in the current reporting period
- Total number of deaths reported up to the end of the current reporting period, split by Local Government District (LGD)
- Total number of deaths reported up to the end of the current reporting period, split by Gender
- Total number of deaths reported up to the end of the current reporting period, split by Age Group
- Daily updated counts of deaths reported split by date of death

TECHNICAL GUIDANCE ON COVID-19 ADMISSIONS



The hospital inpatient system (HIS) provides information on admitted patient care delivered by health and social care hospitals in Northern Ireland. It is a patient level administrative data source and each record relates to an individual consultant episode. Data from HIS are routinely uploaded to the Regional Data Warehouse, which is managed by the Business Service Organisation (BSO).

A daily download is taken at 08:30 from the Admissions and Discharges universe of the Regional Data Warehouse reflecting admissions as of midnight prior to the download date. Patients admitted with suspected or confirmed COVID-19 are identified using specific Method of Admission Codes (CR or CC) and Specialty Codes (COVC or COVS). Method of Admission codes are only used for non-elective patients only.

Admission / Discharges

A patient may be admitted more than once, for example:

- Admitted on two or more separate occasions
- Admitted to hospital A within one HSC Trust and later transferred and admitted to hospital B in a different HSC Trust. The admission to hospital B will be recorded as a new admission.

Consequently, patients may also be discharged more than once and these discharges will be included in the discharge total.

Internal Transfers

If a patient with suspected or confirmed COVID-19 is transferred between hospitals within the same HSC Trust they are admitted using a CR/CC Method of Admission Code. The Method of Discharge is recorded as ID – Internal Discharge.

The Belfast Trust identifies confirmed /suspect COVID-19 patients by using the specialty codes (COVC or COVS). Any internal transfers will be admitted using the IA Method of Admission Code.

Internal transfers are not counted as new admissions and only the final admission record will be counted for these patients.

Inpatients / Hospitalisations

Number of people currently in hospital with confirmed or suspected COVID-19 at midnight, taking into account new admissions and subtracting deaths and discharges. Information is constantly being revised as records are updated by HSC Trusts and therefore figures for historical dates may change.

When technical issues arise or errors in the data are discovered, the HSCB email to inform DOH.

Definitions

TECHNICAL GUIDANCE ON BED CAPACITY



The Department sources data on Intensive Care Units from the Health and Social Care Board each day. A conference call is held between HSCB staff and Trust staff to gather this information at 9.30am each morning. This network is referred to as CCaNNI.

CCaNNI provide the data to the Department as two excel spreadsheets, providing the ICU and ventilation position for each Intensive Care Unit as of the morning of reporting. The ICU capacity presented includes additional surge capacity available on the day of reporting. HDU beds are not included. The spreadsheets includes for each Unit (including Paediatric and Cardiac ICU):

- the number of available ICU beds;
- the number of beds occupied by Covid-19 confirmed patients;
- the number of beds occupied by Covid-19 suspected patients; and
- the total number of beds occupied.

DATA QUALITY

Quality assurance of this data is undertaken by the DoH using a combination of automated and semi-automated programmes, with manual checking both before and post processing. When the ICU data is received into the Department, a member of staff checks that the figures presented in both files match one another. Any discrepancies are raised with the data supplier to seek clarification or revision. Both data files are then appended to relevant 'master' files which contain a record of previous returns. Sense checks are undertaken to ensure internal consistency and clarification is sought from the supplier if data looks missing or erroneous. Data reported is based on the date that the CCaNNI network collated the information.

Given that the information is collated from teams in each Trust responsible for the management of ICU beds, it is believed to be an accurate reflection of ICU capacity on any given day. It presents a static picture at a point in time and is not revised retrospectively unless an error is discovered in the data or a change to the methodology used to produce the information is required. Any such changes will be alerted to users.

DATA REPORTING

Information provided by the CCaNNI network enables the Department to report on the number of patients occupying ICU beds each day, how many of these patients have suspected or confirmed Covid-19 and how many beds are still available across the region.

Pre-Release Access List:

COVID-19 Statistical Dashboard

For this statistical publication the following Department of Health officials may receive up to 24 hour pre-release access to the data (statistical staff producing this release are not included):

- Minister
- Special Adviser to the Minister
- Permanent Secretary
- Chief Medical Officer
- Chief Nursing Officer
- Deputy Secretary (2)
- Director of Communications