

SUMMARY INFORMATION

40,103

Total laboratory completed tests for COVID-19

676

COVID suspected/confirmed Inpatients

33

ICU Available

33,440

Individuals with a laboratory completed test for COVID-19

4,503

COVID suspected/confirmed Discharges

3,376

Total Beds

4,149

Individuals with a Positive lab completed test for COVID-19

97

ICU Beds

1,948

Total Beds Occupied

438

Total number of deaths reported up to end of current reporting period

19

ICU COVID suspected / confirmed

58%

Occupancy %

76

Confirmed COVID-19 Care Home Outbreaks

Note: In response to user feedback, from 8th May Admissions and Inpatient numbers will be broken down into confirmed and suspected Covid19 cases. From 11th May additional charts on a rolling 5 day average occupancy rate in G&A / ICU Beds are now available. Additional information will be placed on the dashboard in the coming days.



COVID-19
Testing



COVID-19
Testing Details



COVID-19
Death Details



Capacity
Analysis



COVID-19
Admissions



COVID19
Admissions by
HSC Trust



COVID-19
Care Home
Outbreaks



40,103

Total Lab Completed Tests

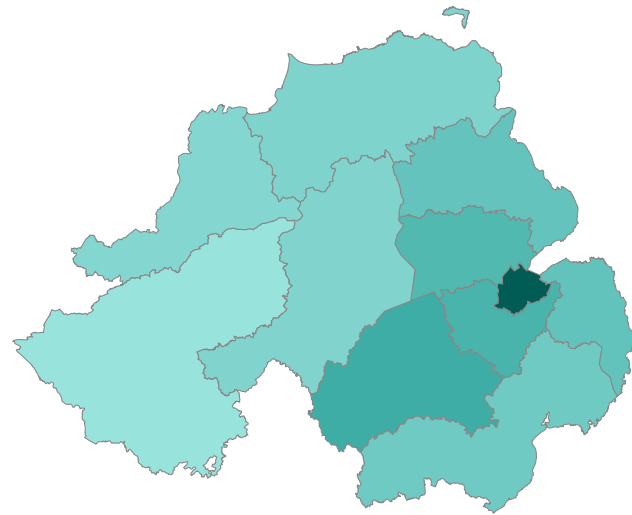
33,440

Individuals Lab Completed Tests

4,149

Individuals Positive Lab Test

Individuals with a Laboratory Completed Positive Test for SARS-COV2 Virus by Local Government District



Breakdown of Individuals with a Laboratory Completed Test by Local Government District

Local Government District	Individuals Tested	Individuals Tested Positive	Individuals Tested Negative	Indeterminate Tests
Antrim and Newtownabbey	2,620	351	2,268	1
Ards and North Down	2,857	287	2,568	2
Armagh City, Banbridge and Craigavon	3,715	430	3,282	3
Belfast	7,359	1,248	6,108	3
Causeway Coast and Glens	2,028	180	1,846	2
Derry City and Strabane	2,155	157	1,996	2
Fermanagh and Omagh	1,209	77	1,128	4
Lisburn and Castlereagh	2,733	388	2,344	1
Mid and East Antrim	2,101	281	1,820	0
Mid Ulster	1,947	175	1,772	0
Newry, Mourne and Down	2,672	244	2,427	1
Total	33,440	4,149	29,268	23

Note: Local Government Districts assigned as 'Not Known' refer to individuals with insufficient address and postcode details

Testing for the SARS-COV2 Virus in NI is currently being carried out by (i) **HSC Trust Labs** and (ii) **National Testing Centres**; although, information on the outcome of completed laboratory tests is ONLY available for HSC Trust Labs at this time. *Refer to notes for further detail.*

i. HSC Trust Labs - Cumulative Number of Completed Laboratory Tests

09 May 2020

38,984

Total Lab Tests

32,634

Individuals Tested

4,119

Individuals Tested Positive

10 May 2020

40,103

Total Lab Tests

33,440

Individuals Tested

4,149

Individuals Tested Positive

Daily Change

1,119

Total Lab Tests

806

Individuals Tested

30

Individuals Tested Positive

ii. National Testing Centres - Cumulative Number of Samples Taken (Date Sample Taken)

09 May 2020

9,336

Samples Taken

10 May 2020

9,651

Samples Taken

Daily Change

315

Samples Taken

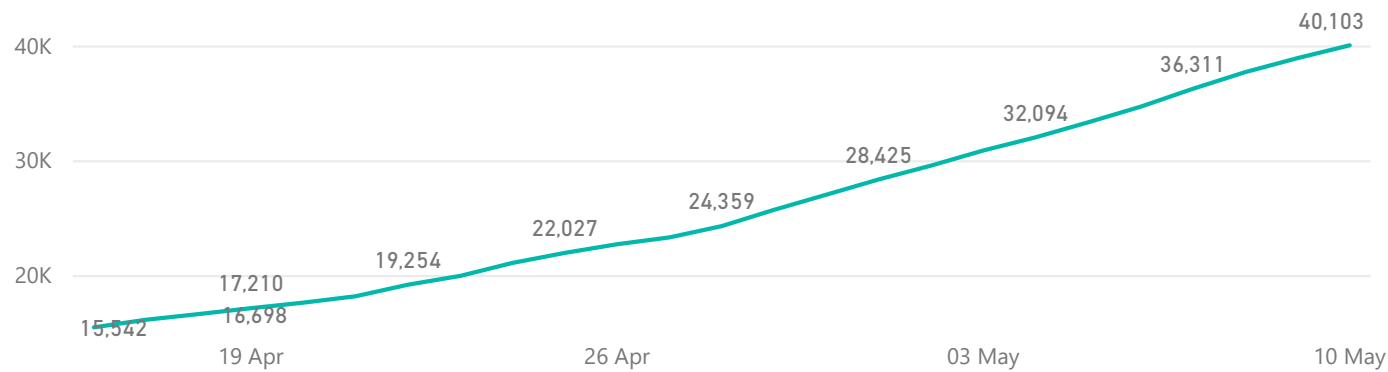
IMPORTANT NOTE:

Data from National Testing Centres refers only to the number of persons who have had samples / swabs taken at the SSE Arena, City of Derry Rugby Club and Craigavon Test Centre. These sample are sent to the laboratories for analysis and will be reported as a laboratory completed test in due course. They should NOT be added to the **Completed** laboratory results presented above.



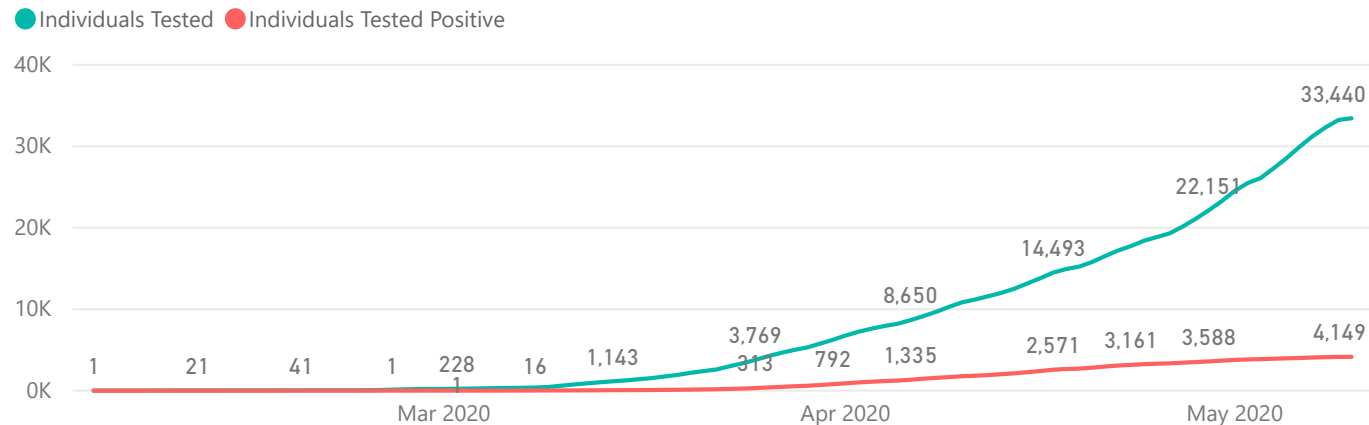
The information below shows the total number of laboratory completed tests for SARS-COV2 Virus at 9am on the date presented. The total number of tests will include each laboratory completed test, i.e. if an individual had more than one test for the SARS-COV2 Virus, each laboratory completed test will be included.

Cumulative Total of Laboratory Completed Tests by Date of Laboratory Test

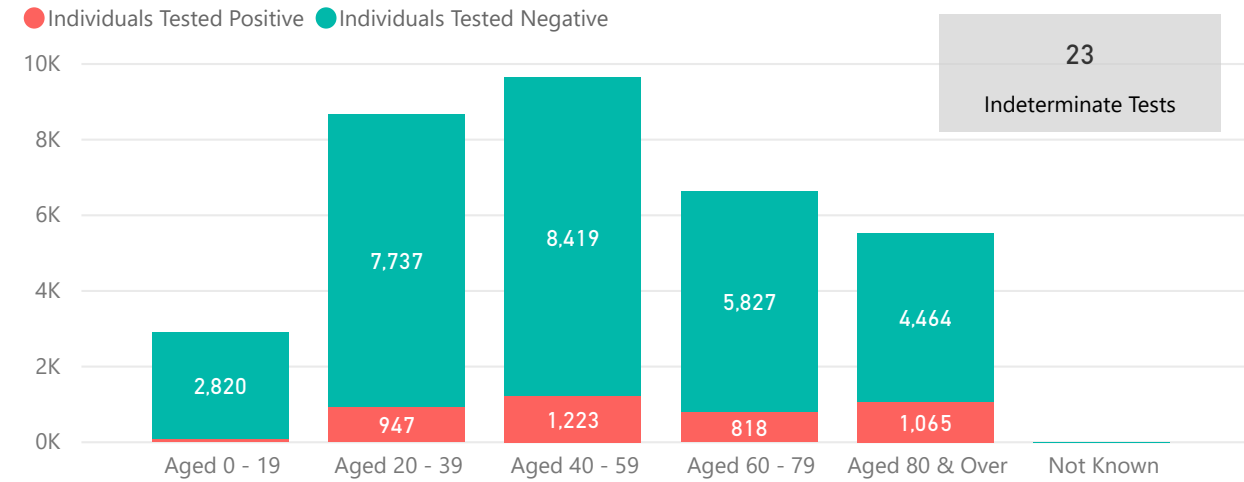


The cumulative number of individuals with a laboratory completed test is presented below by the date on which the specimen (sample / swab) had been taken at a testing location, and not the date the laboratory test was completed. If an individual has been tested more than once, only the first laboratory completed positive result will be counted, with all other laboratory completed test results excluded, regardless of when the test took place.

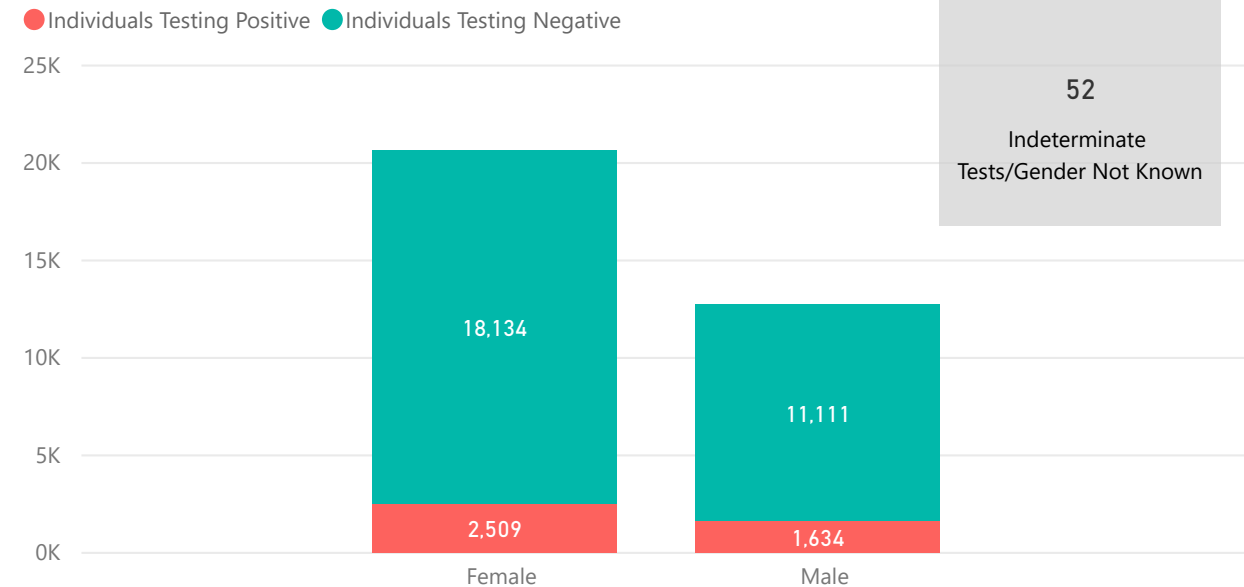
Cumulative Individuals with Laboratory Completed Test for SARS-COV2 Virus by Date of Specimen



Individuals with a Laboratory Completed Test for SARS-COV2 Virus by Age Group

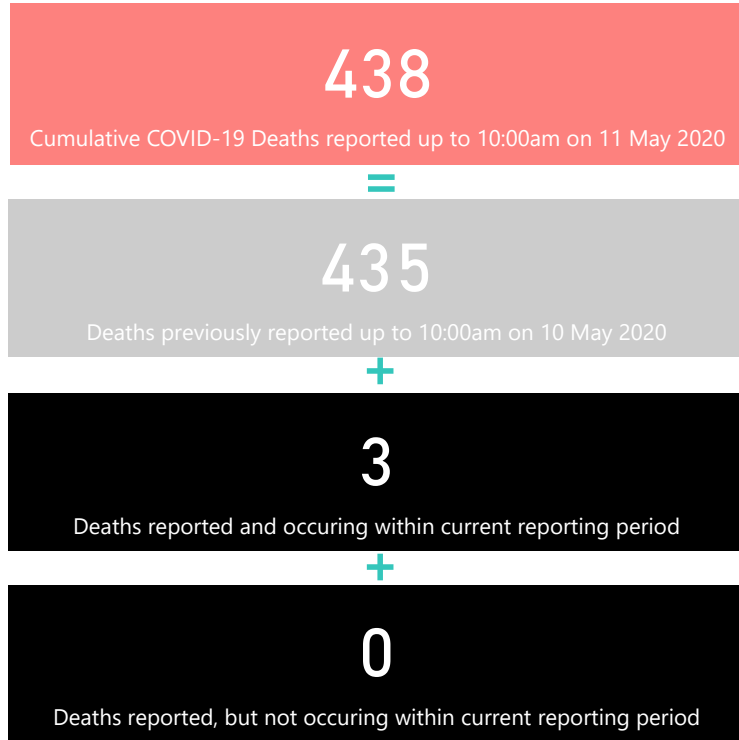


Individuals with a Laboratory Completed Test for SARS-COV2 Virus by Gender

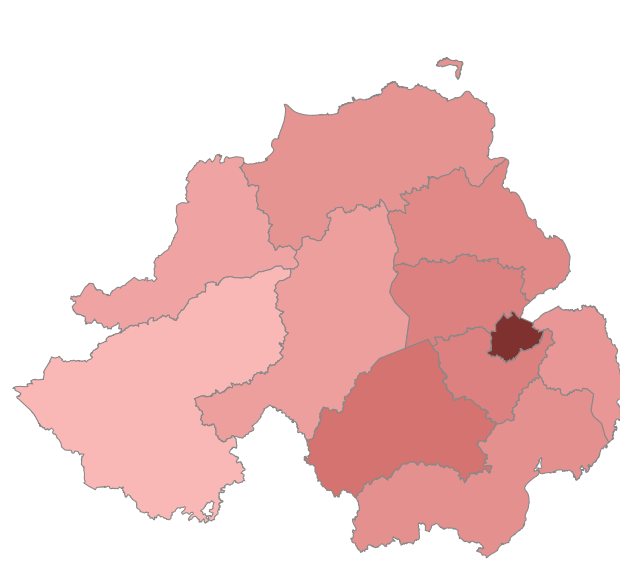




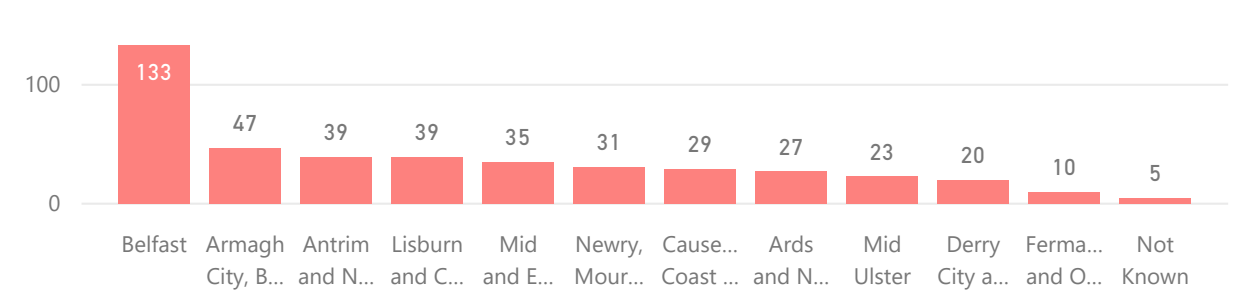
Breakdown of Deaths During Current Reporting Period COVID-19 Deaths by Local Government District



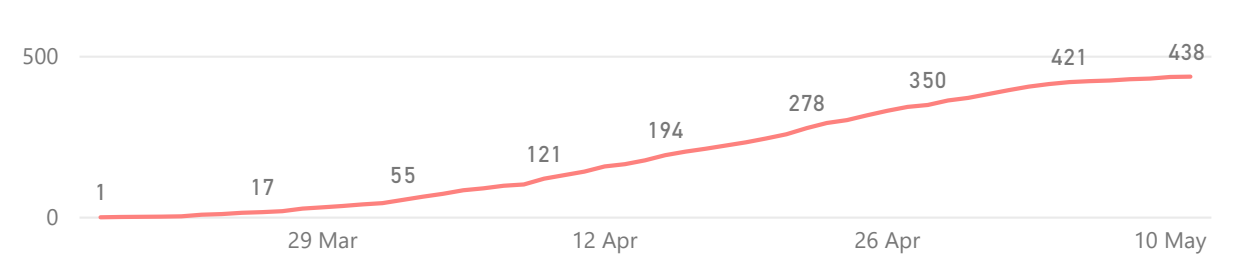
COVID-19 Deaths by Local Government District



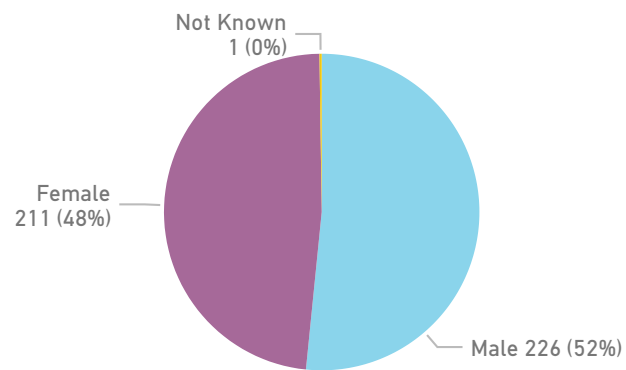
COVID-19 Deaths by Local Government District



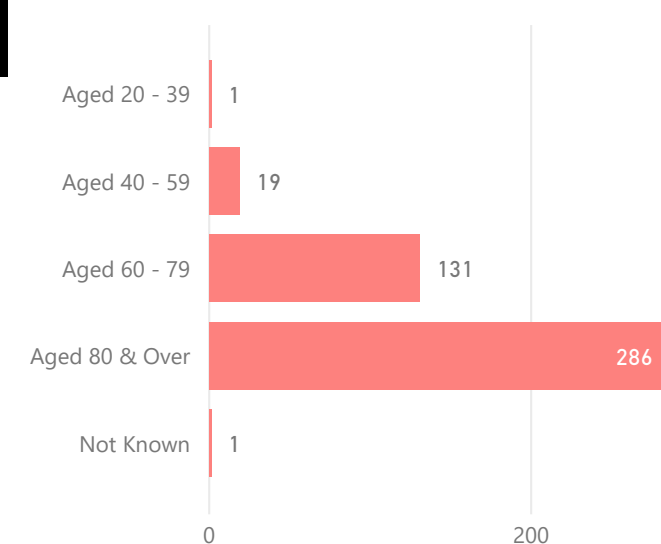
Cumulative COVID-19 Deaths by Date of Death



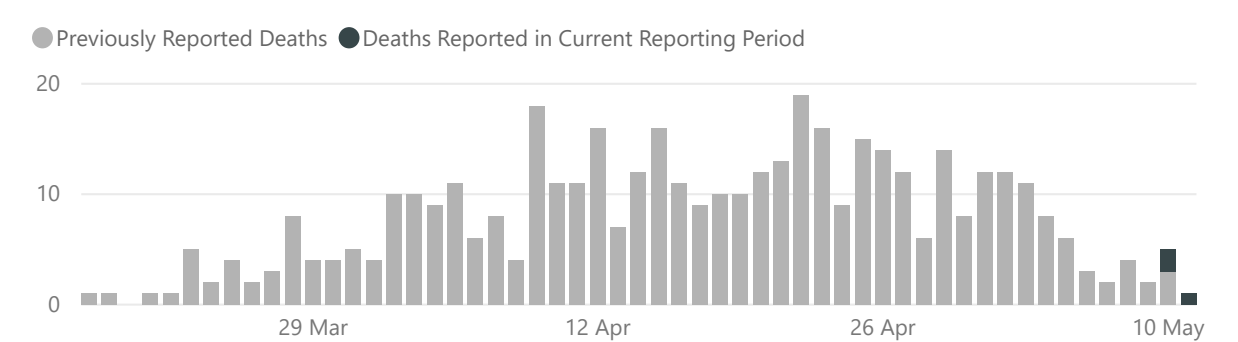
COVID-19 Deaths by Gender



COVID-19 Deaths by Age Group

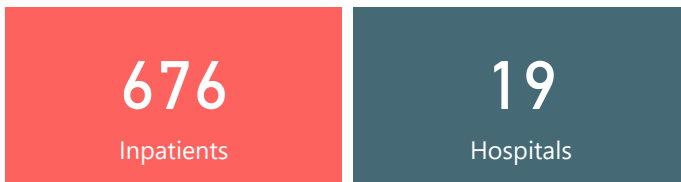


Previously Reported Deaths and Deaths in Current Reporting Period by Date of Death

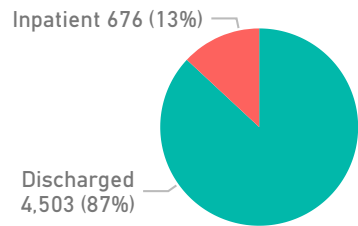


Note 1: Deaths in current reporting period include deaths which will have occurred in that period, along with deaths which have only been reported within that period. For example, A death may occur on Thursday 30th April but not be reported until Saturday 2nd May

Note 2: Current Reporting Period = 10:00 on 10 May 2020 - 10:00 on 11 May 2020

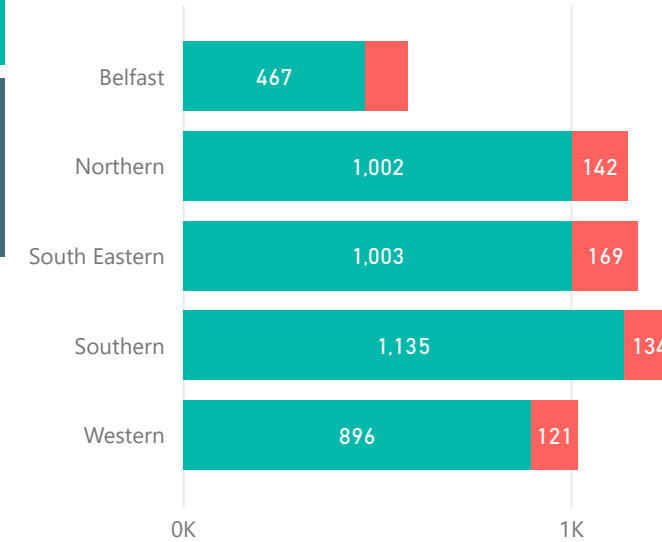


COVID-19 Admissions by Patient Status



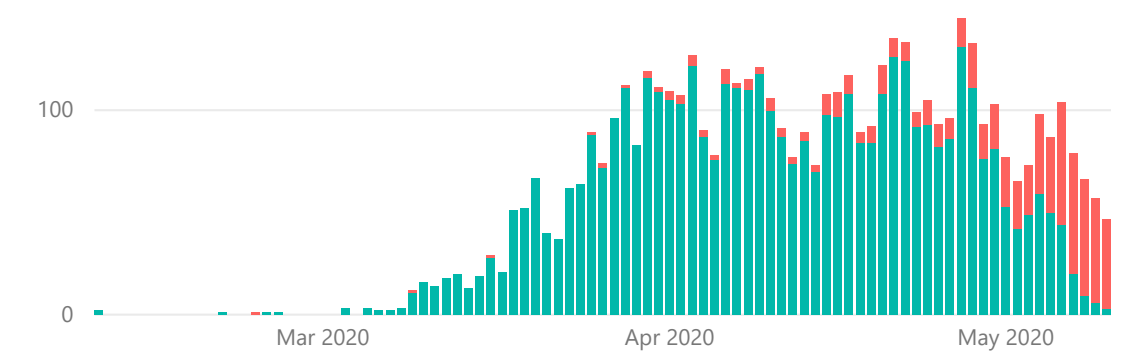
COVID-19 Admissions by Trust & Patient Status

Admission Status ● Discharged ● Inpatient



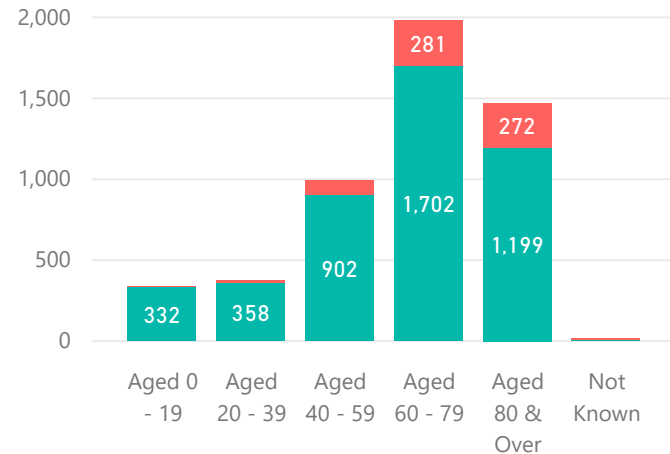
COVID-19 Admissions by Admission Date & Patient Status

Admission Status ● Discharged ● Inpatient



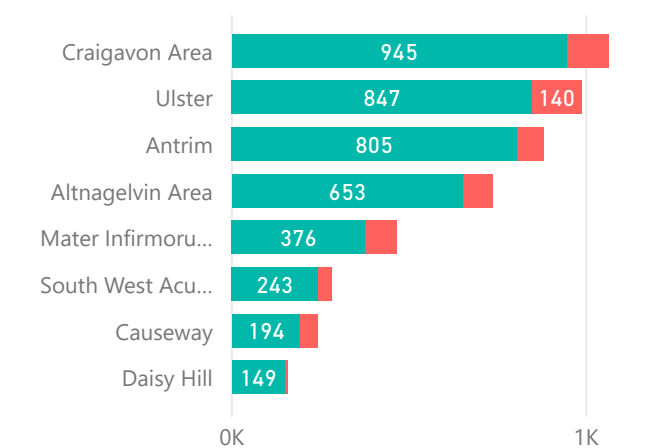
COVID-19 Admissions by Age Group & Patient Status

Admission Status ● Discharged ● Inpatient



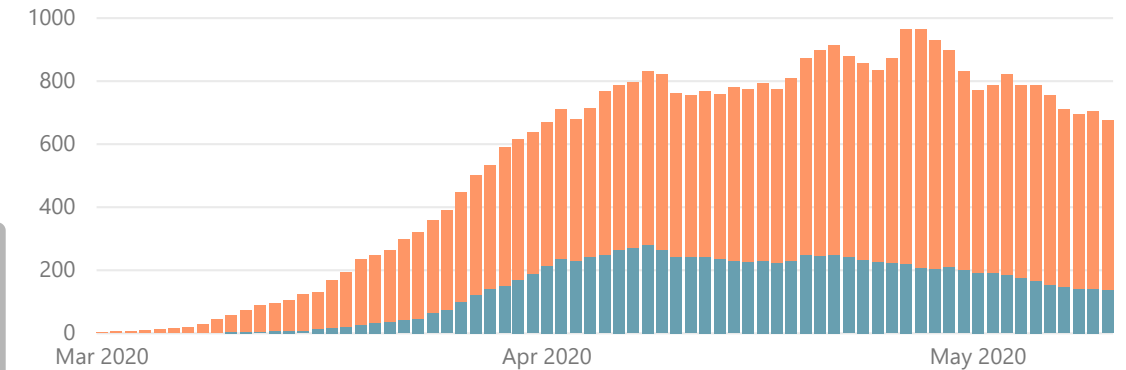
COVID-19 Admissions by Hospital & Patient Status

Admission Status ● Discharged ● Inpatient



Midnight Occupancy by Date and Confirmed/Suspected COVID-19

Confirmed/Suspected COVI... ● Confirmed ● Suspected

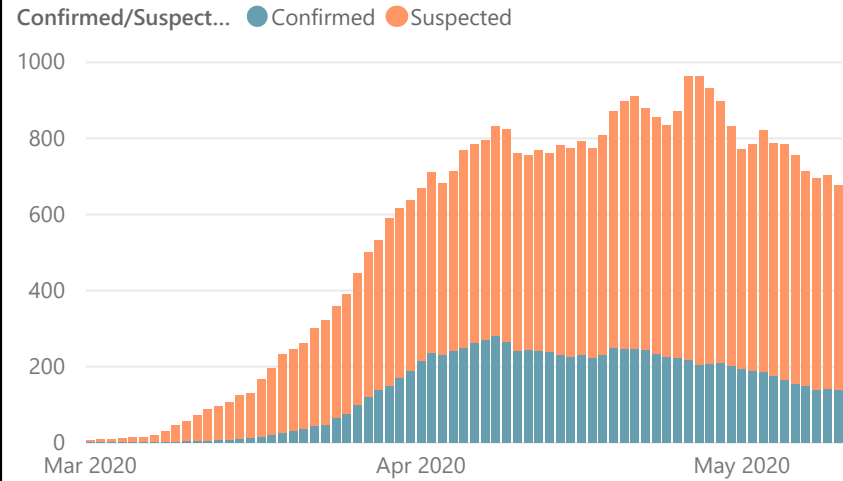


Note 1: Discharges include: discharge under medical grounds, self-discharge or death
 Note 2: This dashboards includes both confirmed and suspected COVID-19 admissions
 Note 3: Admissions data is sourced from a live administrative system which is continually being amended and updated, as such previous days' admission data may fluctuate

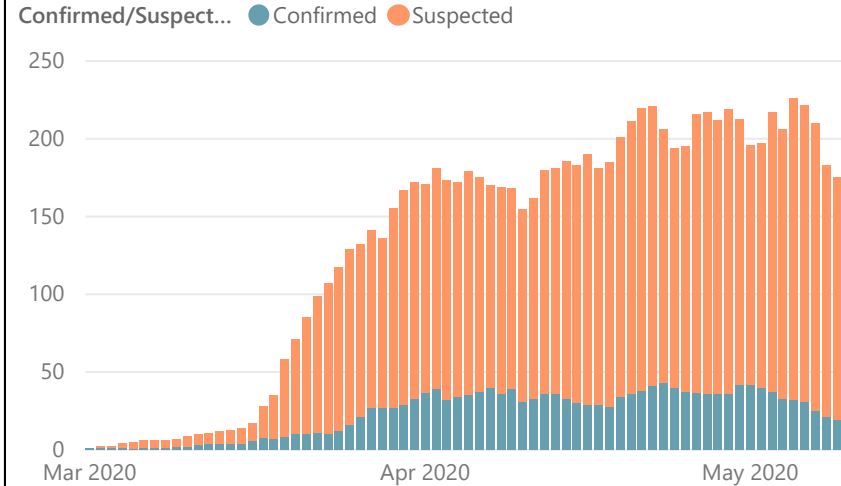


Note: In response to user feedback, from 8th May Admissions and Inpatient numbers will be broken down into confirmed and suspected Covid19 cases. More charts and graphs providing additional comparisons will be placed on the dashboard early next week.

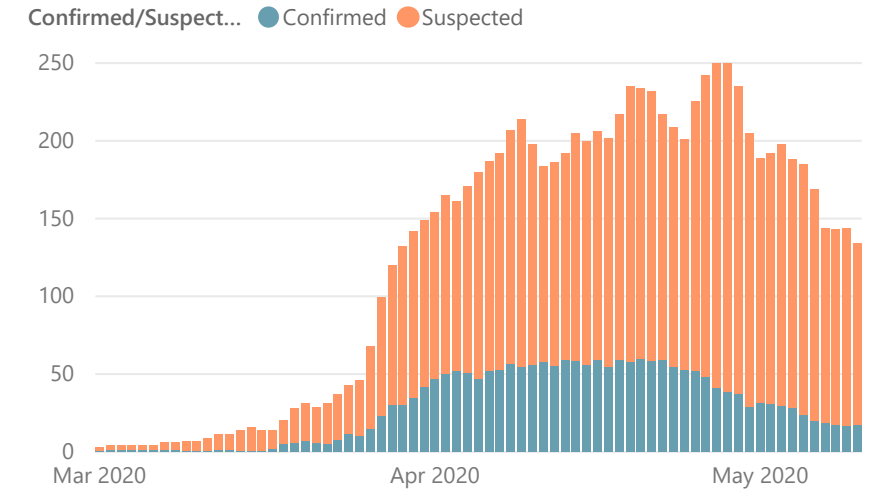
Confirmed/Suspected COVID-19 patients (All Trusts)



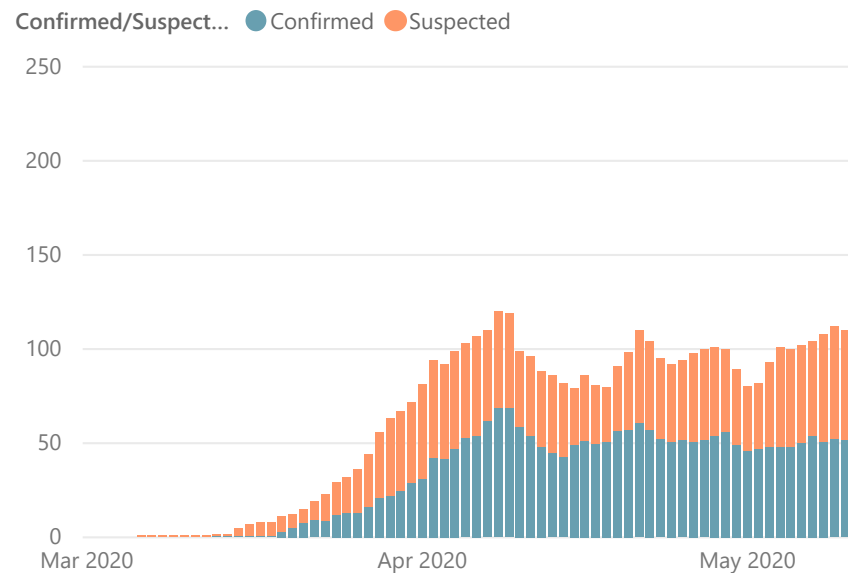
Confirmed/Suspected COVID-19 patients (South Eastern Trust)



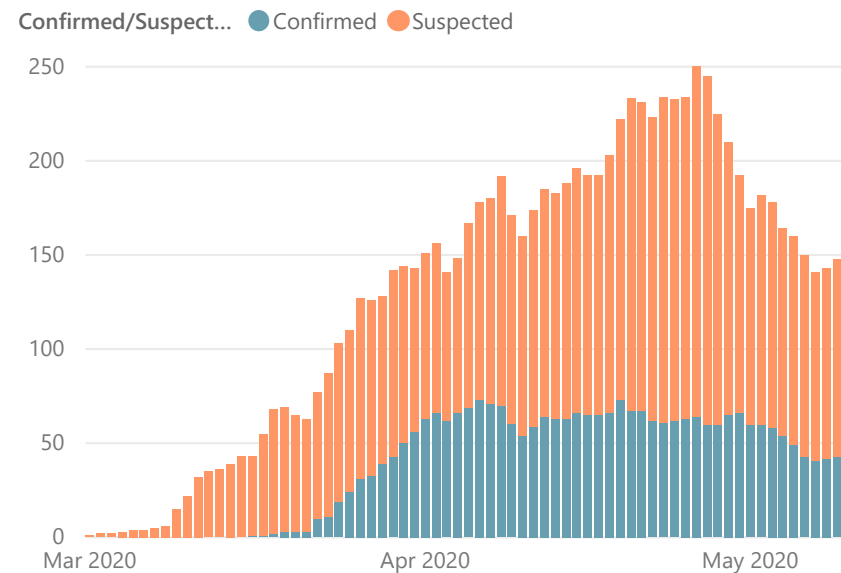
Confirmed/Suspected COVID-19 patients (Southern Trust)



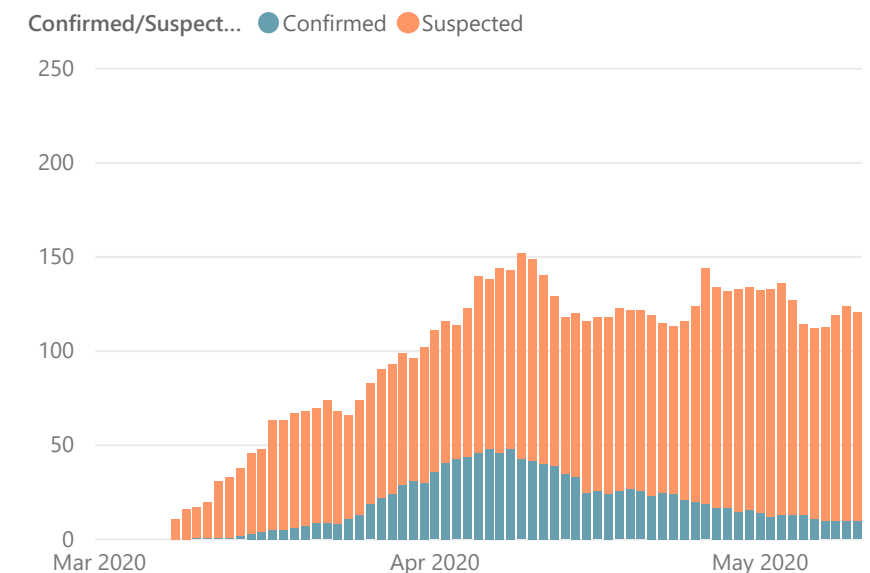
Confirmed/Suspected COVID-19 patients (Belfast Trust)



Confirmed/Suspected COVID-19 patients (Northern Trust)



Confirmed/Suspected COVID-19 patients (Western Trust)





3,376

Total Beds

1,948

Total Occupied Beds

58%

Occupancy %

97

Total ICU Beds

19

Total ICU COVID-19 (sus/+ve)

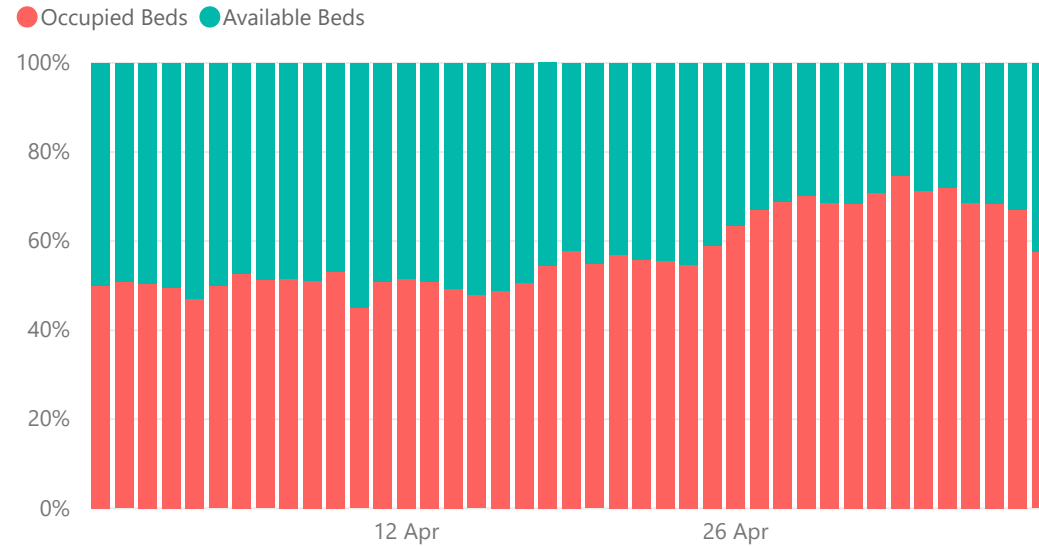
33

Total ICU Available

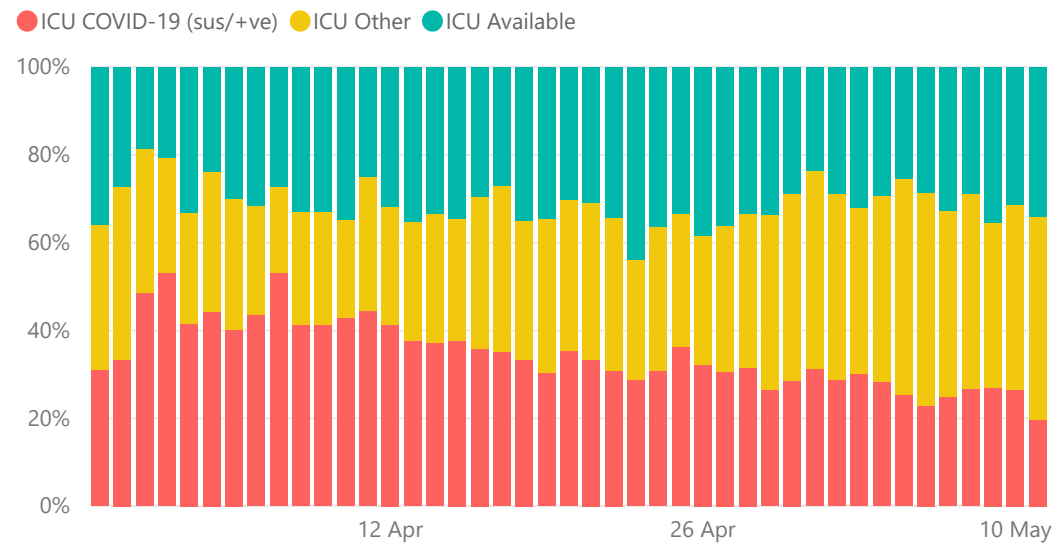
45

Total ICU Other

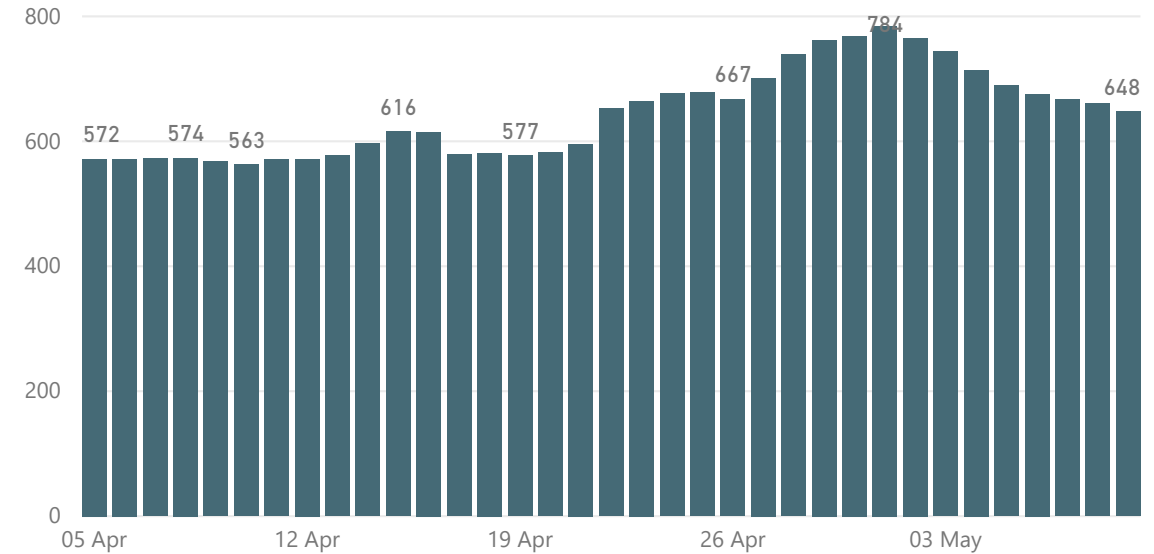
Hospital Bed Occupancy - Available and Occupied Beds



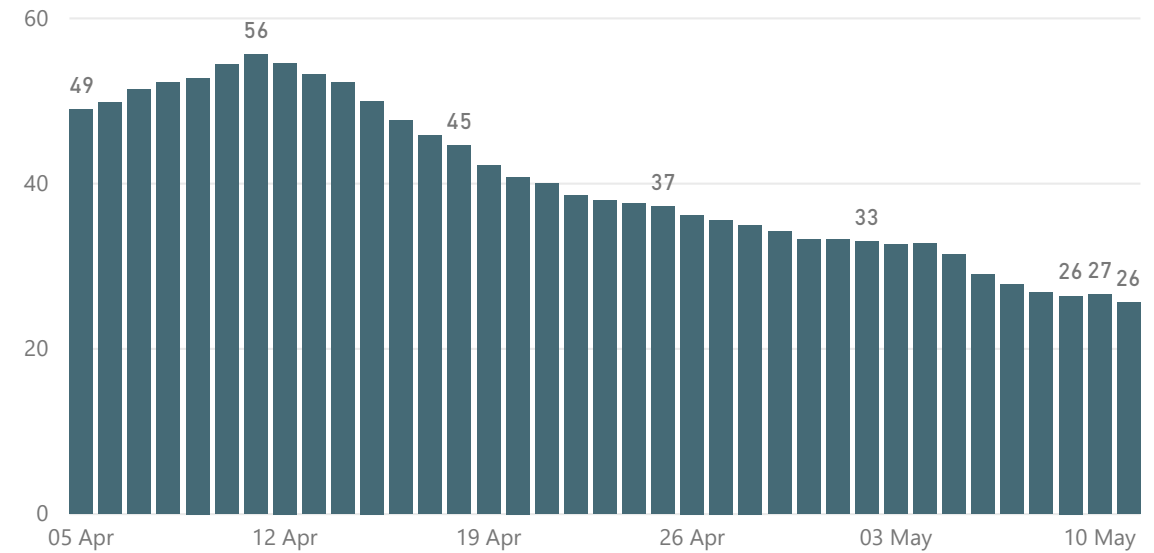
ICU Bed Occupancy - Available, COVID-19 & Other



COVID-19 General Bed Occupancy : 5 Day Rolling Average by Date



COVID-19 ICU Bed Occupancy : 5 Day Rolling Average by Date



**133**

Total Acute Respiratory Outbreaks

76

Confirmed COVID-19

38

Suspected COVID-19

19

Closed Outbreaks

Key Definitions

Suspected case of COVID-19*

Any resident (or staff) with symptoms of COVID-19 (high temperature or new continuous cough), or new onset of influenza like illness or worsening shortness of breath.

*Symptoms may be more nuanced in older people with co-morbidities in care homes who may present with Flu Like Illness (FLI), respiratory illness, new onset confusion, reduced alertness, reduced mobility, or diarrhoea and sometimes do not develop fever. This may be true for COVID-19, so such changes should alert staff to the possibility of new COVID infection

Confirmed case of COVID-19

Any resident (or staff) with laboratory confirmed diagnosis of COVID-19.

Outbreak definition

Two or more cases in a facility which meet the case definition of a possible or confirmed case of COVID-19, within a 14-day period among either residents or staff in the care home

Note: In a situation where a care home is reporting one possible case, the duty room in PHA will arrange for a swab to be undertaken for the symptomatic patient. If the test results for the single case is positive or any additional cases are reported during the monitoring period than further testing is advised for all staff and residents in line with the new guidance for testing.

Declaring the End of an Outbreak/outbreak closed

An outbreak can be declared over when there are no new cases for 14 days after symptom onset of most recent case.

TECHNICAL GUIDANCE ON LABORATORY TESTS



COVID-19 cases are identified by taking specimens from people at testing centres across Northern Ireland and sending these specimens to laboratories to be tested. If the test is positive, this is referred to as a Laboratory Completed Test. The information currently reported by DoH refers ONLY to the number of laboratory completed tests for the SARS-COV2 virus at 9am each day for the 4 HSC Trust laboratories listed below.

- Regional Virus Laboratory (Belfast);
- Antrim Testing Laboratory (commenced 23/03/2020);
- Craigavon Area Testing Laboratory (commenced 28/03/2020); and,
- Altnagelvin Area Testing Laboratory (commenced 03/04/2020).

Prior to testing commencing at Antrim, Craigavon Area and Altnagelvin, all laboratory completed tests for the SARS-COV2 virus in Northern Ireland were carried out by the Regional Virus Laboratory in Belfast.

National Testing Centres

Alongside testing by HSC Trust laboratories, there is a programme of testing for the SARS-COV2 virus being carried out at National Testing Centres (mainly for Health Care / Key Workers) by appointment only; although, information on the outcome of samples (swabs) taken at these National Testing Centres is not presented in this dashboard. Samples taken at National Testing Centres will be sent to laboratories for analysis and will be reported as a laboratory completed test in due course. They should NOT be added to the **Completed** laboratory results presented above.

Currently, the National Testing Centres in NI are located at the following sites: the SSE Arena, City of Derry Rugby Club and Craigavon Test Centre.

DATA PROVISION

Daily extracts based on laboratory completed tests completed and authorised by each HSC laboratory are provided to the DoH at 9am, and refer to the position at the end of the previous working day. Data on authorised completed laboratory results for the Regional Virus Laboratory are provided via a secure data link at 12 midday and 18:30pm each day, whilst data on authorised completed laboratory results for the remaining laboratories (Altnagelvin, Craigavon Area and Antrim) are available to download from the Regional Data Warehouse at 4am each day.

DATA QUALITY

Data is currently provided by the 4 HSC laboratories in two separate ways; (i) a data extract from RVL Belfast, and (ii) a data extract for Antrim, Craigavon Area and Altnagelvin laboratories via the Regional Data Warehouse.

Quality assurance of this data is undertaken by the DoH using a combination of automated and semi-automated programmes, with manual checking both before and post processing. Data from each source are merged and duplicate reports are generated to identify any duplicate test records based on 'Specimen Number' (RVL) or 'Ascension Number' for other laboratories. Duplicate tests are then removed from the data at this stage.

TECHNICAL GUIDANCE ON COVID-19 DEATHS



Death extracts are provided daily to the DOH detailing the count of deaths reported to the PHA where the deceased has had a positive test for COVID-19 and died within 28 days, whether or not COVID-19 was the cause of death. PHA sources include reports by healthcare workers (e.g. HSC Trusts, GPs) and information from local laboratory reports. Local Government Districts are defined by the deceased's residential setting. Interpretation of the figures should take into account that totals by date of death, particularly for recent prior days, are likely to be updated in future releases.

DATA QUALITY

Data is refreshed each day to include any deaths that have been reported during the current reporting period (from 09:30 am one day previous until 09:30 am on the day of reporting). Deaths submitted by HSC Trusts after 9:30am will be reported in the Daily COVID report for the following day. There may also be deaths reported to the PHA a number of days after the death occurred. Data will be refreshed and revisions to previous reported figures by date of death will be provided in the latest report. Updates are available for access by DoH via secure file transfer by 10.45am each day.

DATA REPORTED

Data is reported in the following ways:

- Total number of deaths reported up to the end of the current reporting period
- Total number of deaths reported in the current reporting period
- Total number of deaths reported up to the end of the current reporting period, split by Local Government District (LGD)
- Total number of deaths reported up to the end of the current reporting period, split by Gender
- Total number of deaths reported up to the end of the current reporting period, split by Age Group
- Daily updated counts of deaths reported split by date of death

TECHNICAL GUIDANCE ON COVID-19 ADMISSIONS



The hospital inpatient system (HIS) provides information on admitted patient care delivered by health and social care hospitals in Northern Ireland. It is a patient level administrative data source and each record relates to an individual consultant episode. Data from HIS are routinely uploaded to the Regional Data Warehouse, which is managed by the Business Service Organisation (BSO).

Data Quality

A daily download is taken at 08:30 from the Admissions and Discharges universe of the Regional Data Warehouse reflecting admissions as of midnight prior to the download date. Patients admitted with suspected or confirmed COVID-19 are identified using specific Method of Admission Codes (CR or CC) and Specialty Codes (COVC or COVS). Method of Admission codes are only used for non-elective patients only.

Information is constantly being revised as records are updated by HSC Trusts and therefore figures for historical dates may change. When technical issues arise or errors in the data are discovered, the HSCB email to inform DOH.

Admission / Discharges

A patient may be admitted more than once, for example:

- Admitted on two or more separate occasions
- Admitted to hospital A within one HSC Trust and later transferred and admitted to hospital B in a different HSC Trust. The admission to hospital B will be recorded as a new admission.

Consequently, patients may also be discharged more than once and these discharges will be included in the discharge total.

Internal Transfers

If a patient with suspected or confirmed COVID-19 is transferred between hospitals within the same HSC Trust they are admitted using a CR/CC Method of Admission Code. The Method of Discharge is recorded as ID – Internal Discharge.

The Belfast Trust identifies confirmed /suspect COVID-19 patients by using the specialty codes (COVC or COVS). Any internal transfers will be admitted using the IA Method of Admission Code.

Internal transfers are not counted as new admissions and only the final admission record will be counted for these patients.

Inpatients / Hospitalisations

Number of people currently in hospital with confirmed or suspected COVID-19 at midnight, taking into account new admissions and subtracting deaths and discharges

TECHNICAL GUIDANCE ON BED CAPACITY



The Department sources data on Intensive Care Units from the Health and Social Care Board each day. A conference call is held between HSCB staff and Trust staff to gather this information at 9.30am each morning. This network is referred to as CCaNNI.

CCaNNI provide the data to the Department as two excel spreadsheets, providing the ICU and ventilation position for each Intensive Care Unit as of the morning of reporting. The ICU capacity presented includes additional surge capacity available on the day of reporting. HDU beds are not included. The spreadsheets includes for each Unit (including Paediatric and Cardiac ICU):

- the number of available ICU beds;
- the number of beds occupied by Covid-19 confirmed patients;
- the number of beds occupied by Covid-19 suspected patients; and
- the total number of beds occupied.

DATA QUALITY

Quality assurance of this data is undertaken by the DoH using a combination of automated and semi-automated programmes, with manual checking both before and post processing. When the ICU data is received into the Department, a member of staff checks that the figures presented in both files match one another. Any discrepancies are raised with the data supplier to seek clarification or revision. Both data files are then appended to relevant 'master' files which contain a record of previous returns. Sense checks are undertaken to ensure internal consistency and clarification is sought from the supplier if data looks missing or erroneous. Data reported is based on the date that the CCaNNI network collated the information.

Given that the information is collated from teams in each Trust responsible for the management of ICU beds, it is believed to be an accurate reflection of ICU capacity on any given day. It presents a static picture at a point in time and is not revised retrospectively unless an error is discovered in the data or a change to the methodology used to produce the information is required. Any such changes will be alerted to users.

DATA REPORTING

Information provided by the CCaNNI network enables the Department to report on the number of patients occupying ICU beds each day, how many of these patients have suspected or confirmed Covid-19 and how many beds are still available across the region.

Pre-Release Access List:

COVID-19 Statistical Dashboard

For this statistical publication the following Department of Health officials may receive up to 24 hour pre-release access to the data (statistical staff producing this release are not included):

- Minister
- Special Adviser to the Minister
- Permanent Secretary
- Chief Medical Officer
- Chief Nursing Officer
- Deputy Secretary (2)
- Director of Communications