



# COVID-19 in Northern Ireland

**Virology Charts & Graphs: 19<sup>th</sup> July 2020**

# COVID-19 Testing overview

IMPORTANT NOTE: Information below refers ONLY to Laboratory Completed Tests for the SARS-COV2 Virus in NI carried out at both (i) **HSC Trust Labs (Pillar 1)** and (ii) **National Initiative (Pillar 2)**. Laboratory completed tests for the National Initiative is provisional and may be subject to revision. They include samples taken at Regional Testing Centres, Mobile Testing Units and home testing kits from 29th April 2020. Data on Pillar 2 Laboratory Completed tests prior to 29th April 2020 will be reported in due course.

## Total Tests

**162,245**

Includes tests carried out by both HSC Labs and National Initiative

## Individuals Tested

**127,362**

Includes tests carried out by both HSC Labs and National Initiative

## Positive Tests

**5,845**

Includes tests carried out by both HSC Labs and National Initiative

## Positive Tests in last 7 days

**61**

Includes tests carried out by both HSC Labs and National Initiative

## i. Pillar 1 - HSC Trust Laboratory Completed Tests

### 18 July 2020

120,083  
Total Lab Tests

88,503  
Individuals Tested

4,901  
Individuals Tested Positive

### Daily Change

892  
Total Lab Tests

525  
Individuals Tested

0  
Individuals Tested Positive

## ii. Pillar 2- National Initiative Laboratory Completed Tests (From 29th April onwards)

### 18 July 2020

42,162  
Total Lab Tests

38,859  
Individuals Tested

944  
Individuals

### Daily Change

810  
Total Lab Tests

731  
Individuals Tested

9  
Individuals Tested Positive

## Total Laboratory Completed Tests (Pillar 1 & 2)

### 18 July 2020

162,245  
Total Lab Tests

127,362  
Individuals Tested

5,845  
Individuals Tested Positive

### Daily Change

1,702  
Total Lab Tests

1,256  
Individuals Tested

9  
Individuals Tested Positive

**NOTE: Information on Individuals with a laboratory completed test has been revised to ensure that those individuals tested in both Pillar 1 and Pillar 2 are counted ONLY ONCE.**

# COVID-19 Testing by LGD

Individuals with laboratory completed tests for the SARS-COV2 Virus in NI refers to both (i) **HSC Trust Labs** and (ii) **National Testing Centres** and is presented below by Local Government District. It is important to note that Local Government Districts assigned as 'Not Known' refer to individuals with insufficient address / postcode details.

## Individuals with a Laboratory Completed Positive Test (Pillar 1 & 2) for SARS-COV2 Virus by Local Government District



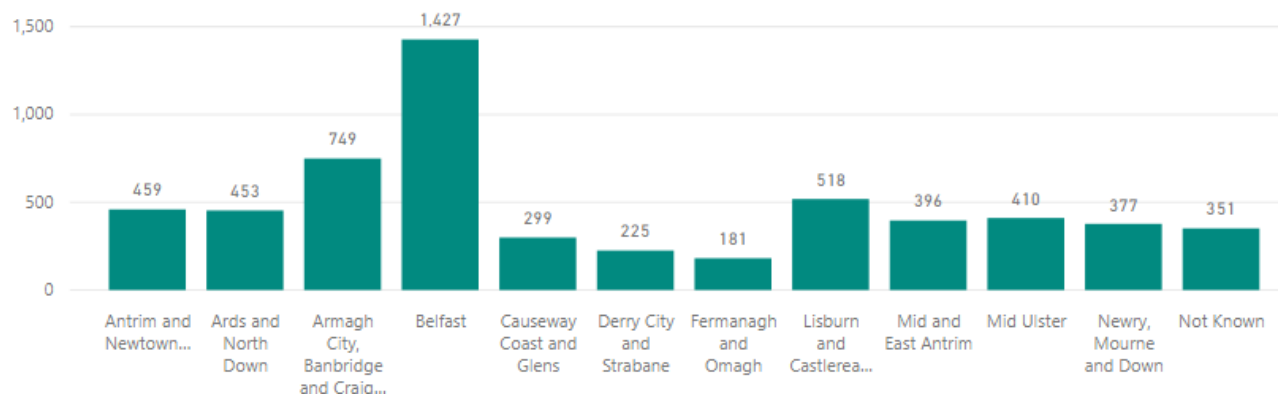
## Change in Positive Laboratory Completed Tests (Pillar 1 & 2) by Local Government District

Local Government District	Change in Last 14 Days	Change in Last 7 Days
Antrim and Newtownabbey	4	2
Ards and North Down	4	1
Armagh City, Banbridge and Craigavon	5	3
Belfast	17	8
Causeway Coast and Glens	23	23
Derry City and Strabane	13	13
Fermanagh and Omagh	1	1
Lisburn and Castlereagh	6	1
Mid and East Antrim	11	4
Mid Ulster	2	1
Newry, Mourne and Down	9	4
Not Known	3	0
<b>Total</b>	<b>98</b>	<b>61</b>

## Breakdown of Individuals with a Laboratory Completed Test (Pillar 1 & 2) by Local Government District

Local Government District	Total Individuals Tested	Individuals Tested Positive	Individuals Tested Negative	Individuals with Indeterminate Result	Positive Tests per 100k population
Antrim and Newtownabbey	9,900	459	9,440	1	322
Ards and North Down	11,171	453	10,714	4	282
Armagh City, Banbridge and Craigavon	14,609	749	13,856	4	351
Belfast	23,135	1,427	21,702	6	418
Causeway Coast and Glens	8,215	299	7,912	4	207
Derry City and Strabane	9,197	225	8,968	4	149
Fermanagh and Omagh	7,501	181	7,318	2	155
Lisburn and Castlereagh	9,848	518	9,326	4	357
Mid and East Antrim	8,523	396	8,127	0	286
Mid Ulster	8,984	410	8,574	0	278
Newry, Mourne and Down	11,472	377	11,091	4	209
Not Known	4,807	351	4,447	9	
<b>Total</b>	<b>127,362</b>	<b>5,845</b>	<b>121,475</b>	<b>42</b>	<b>311</b>

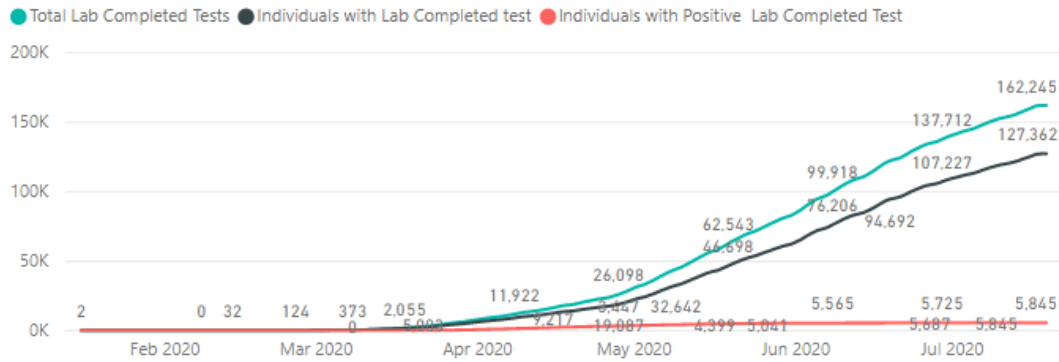
## Individuals with a Positive Laboratory Completed Test (Pillar 1 & 2) by Local Government District



# COVID-19 Testing Details

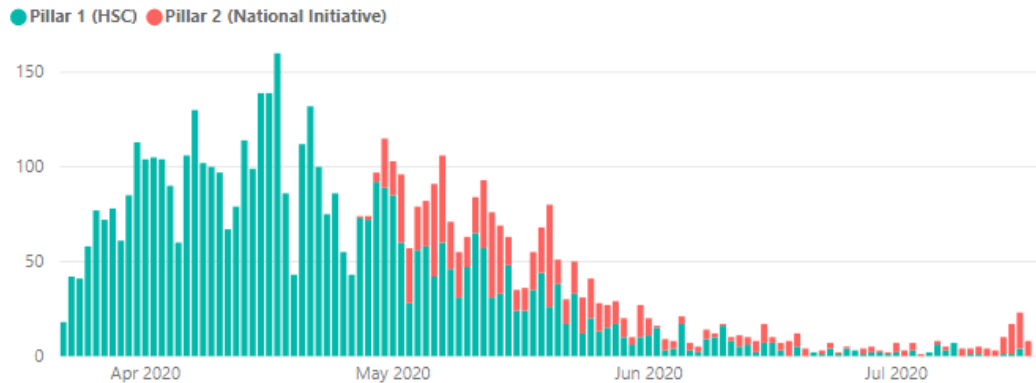
Information below shows (i) the total number of lab completed tests, (ii) individuals with a lab completed test, and (iii) individuals with a positive lab completed test for both HSC & National Initiative.

## Cumulative Total of Laboratory Completed Tests by Date of Laboratory Test (Pillar 1 & 2)

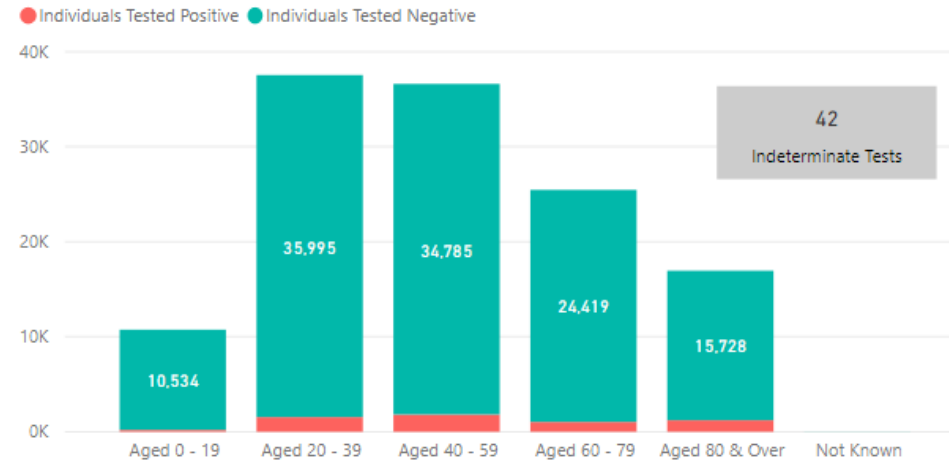


Information below refers to individuals with a positive lab completed test in both HSC & National Initiative and is presented below by the date the specimen (sample / swab) had been taken at a testing location, and not the date the laboratory test was completed.

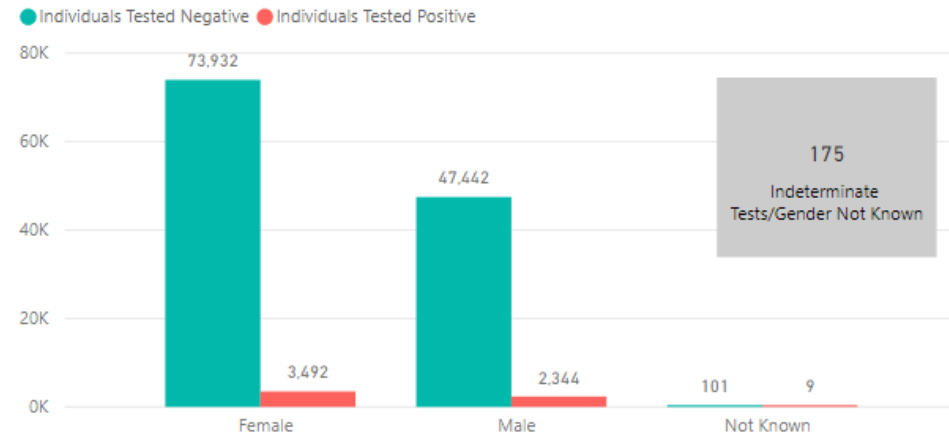
## Individuals with Positive Laboratory Completed Test by Pillar and Date of Specimen



## Age Group of Individuals with a Laboratory Completed Test (Pillar 1 & 2)



## Gender of Individuals with a Laboratory Completed Test (Pillar 1 & 2)

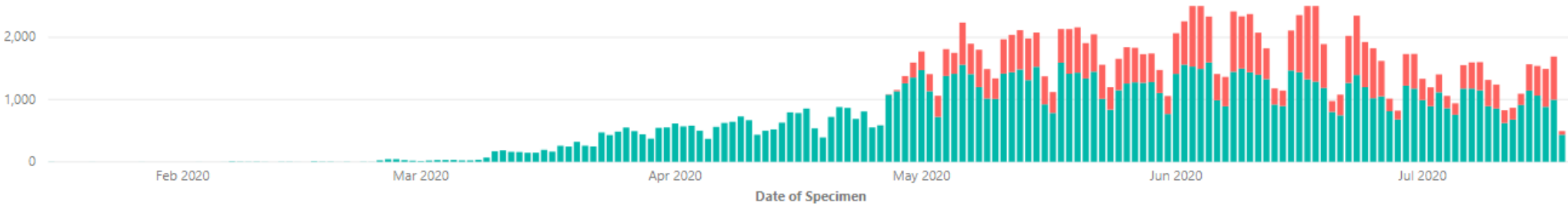


# Testing Trend Analysis of Individuals with a confirmed Laboratory completed test for SARS-COV2

Information below refers to the number of laboratory completed tests (Both HSC & National Initiative) by the date on which the specimen (sample / swab) had been taken at a testing location, and not the date the laboratory test was completed. Whilst this gives the most accurate analysis of how cases progress over time it does mean that the latest days' figures are usually incomplete, so it shouldn't be seen as a sudden large drop in cases.

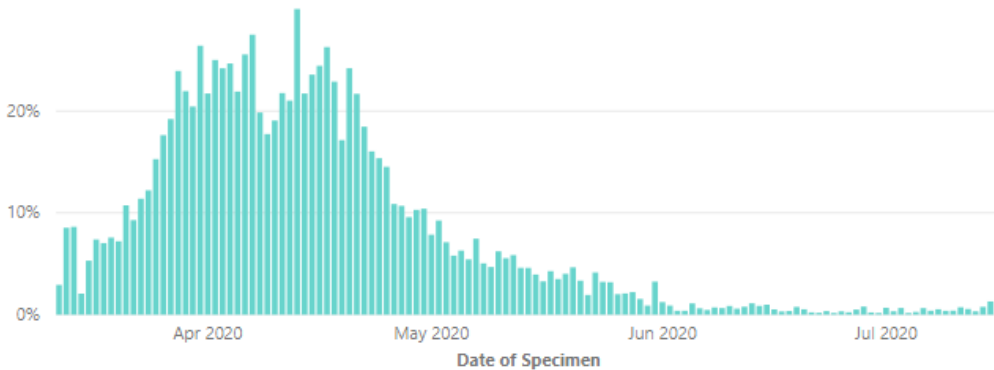
## Laboratory Completed Tests by Date of Specimen (Pillar 1 & 2)

● Pillar 1 Laboratory Completed Tests ● Pillar 2 Laboratory Completed Tests



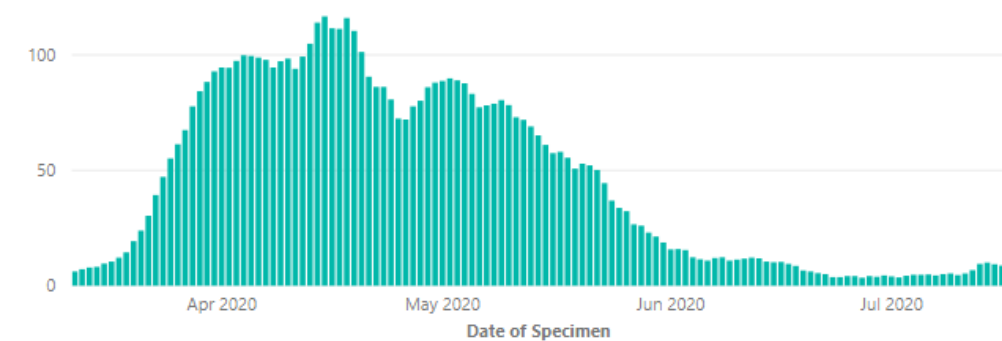
Information below shows the percentage of laboratory completed tests (Both HSC & National Initiative) which were identified as positive by the date the specimen (sample / swab) was taken at a testing location.

## Proportion of Laboratory Completed Tests Identified as Positive by Date of Specimen (Pillar 1 & 2)



Information is presented below on the 7-day rolling average (mean) of individuals with a positive laboratory completed test (Both HSC & National Initiative), by the date specimen (sample / swab) was taken at a testing location.

## 7 Day Rolling Average (mean) of Individuals with Positive Laboratory Completed Tests by Date of Specimen (Pillar 1 & 2)



**NOTE: Data is not yet available for the National Initiative between 4th - 28th April 2020 and this has resulted in a slight dip in the charts above between 19th - 29th April 2020.**

## Positive Individuals reported on 19<sup>th</sup> July 2020

Information on the number of positive individuals reported on 19<sup>th</sup> July 2020. There were no new positive individuals reported in Pillar 1, and 9 new positive individuals reported in Pillar 2.

1 additional new positive individual was reported on 15/07/2020.

8 new positive individuals were reported on 17/07/2020.

The table below shows new positive individuals identified at 10am 19/07/2020.

### Positive Individuals reported on 19<sup>th</sup> July 2020

Sample Date	Total Number of Positive Individuals
15/07/2020	1
17/07/2020	8
Total	9

# TECHNICAL NOTES: COVID-19 TESTING (1)

---

COVID-19 cases are identified by taking specimens from people at testing centres across Northern Ireland and sending these specimens to laboratories to be tested. If the test is positive, this is referred to as a Laboratory Completed Test. The information currently reported by DoH refers ONLY to the number of laboratory completed tests for the SARS-COV2 virus at 9am each day for the 4 HSC Trust laboratories listed below.

- Regional Virus Laboratory (Belfast);
- Antrim Testing Laboratory (commenced 23/03/2020);
- Craigavon Area Testing Laboratory (commenced 28/03/2020); and,
- Altnagelvin Area Testing Laboratory (commenced 03/04/2020).

Prior to testing commencing at Antrim, Craigavon Area and Altnagelvin, all laboratory completed tests for the SARS-COV2 virus in Northern Ireland were carried out by the Regional Virus Laboratory in Belfast.

## National Testing Centres

Alongside testing by HSC Trust laboratories, there is a programme of testing for the SARS-COV2 virus being carried out at National Testing Centres (mainly for Health Care / Key Workers) by appointment only; although, information on the outcome of samples (swabs) taken at these National Testing Centres is not presented in this dashboard. Samples taken at National Testing Centres will be sent to laboratories for analysis and will be reported as a laboratory completed test in due course. They should NOT be added to the **Completed** laboratory results presented above.

Currently, the National Testing Centres in NI are located at the following sites: the SSE Arena, City of Derry Rugby Club and Craigavon Test Centre.

## DATA PROVISION

Daily extracts based on laboratory completed tests completed and authorised by each HSC laboratory are provided to the DoH at 9am, and refer to the position at the end of the previous working day. Data on authorised completed laboratory results for the Regional Virus Laboratory are provided via a secure data link at 12 midday and 18:30pm each day, whilst data on authorised completed laboratory results for the remaining laboratories (Altnagelvin, Craigavon Area and Antrim) are available to download from the Regional Data Warehouse at 4am each day.



# TECHNICAL NOTES: COVID-19 TESTING (2)

---

## DATA QUALITY

Data is currently provided by the 4 HSC laboratories in two separate ways; (i) a data extract from RVL Belfast, and (ii) a data extract for Antrim, Craigavon Area and Altnagelvin laboratories via the Regional Data Warehouse.

Quality assurance of this data is undertaken by the DoH using a combination of automated and semi-automated programmes, with manual checking both before and post processing. Data from each source are merged and duplicate reports are generated to identify any duplicate test records based on 'Specimen Number' (RVL) or 'Ascension Number' for other laboratories. Duplicate tests are then removed from the data at this stage.

Data quality issues around completeness of Health Care Number, Date of Birth, and Postcode have limited our ability to identify both duplicate tests and individuals tested. However, this has improved over recent weeks and the information from the start of February 2020 is refreshed each day to take account of this.

It is also important to note that the information being reported by the DoH are derived from data extracts of LIVE Laboratory systems, and may therefore be revised or updated in subsequent data extracts. These revisions may improve issues around the completeness of the recording of the key variables above, but they may also provide information on additional tests for an individual that produced a positive laboratory completed result, having previously tested negative. For these cases, the positive result will now be included and any previous negative results excluded from the report on individuals tested.

## DATA REPORTING

Information provided by each HSC Trust Laboratory enables the DoH to report on the following:

- Number of individuals with a laboratory completed test for SARS-COV2 Virus;
- Number of individuals with a laboratory completed positive test for SARS-COV2 Virus;
- Number of individuals with a laboratory completed negative test for SARS-COV2 Virus; and,
- Total number of laboratory completed tests for SARS-COV2 Virus.

### **Data Presented by Date of Specimen**

The data items listed above are presented by the date the specimen (swab) was taken from the individual being tested, rather than the date the laboratory tested, completed and authorised the result. Whilst this gives the most accurate analysis of how cases progress over time it does mean that the latest days' figures are usually incomplete, so it shouldn't be seen as a sudden large drop in cases.

It is also important to note that most testing to date has been offered to those in hospital with a medical need as well as HSC key workers, rather than the general population, many with mild symptoms. So completed cases represent the typical population of people with severe disease, rather than all of those who get infected.



# TECHNICAL NOTES: COVID-19 TESTING

---

## Local Government District (LGD)

Laboratory completed tests are aggregated to Local Government Districts, though a number of cases cannot be matched to this geographical area due to missing / incorrect postcodes. For this reason the LGD count will not add up to the total number of individuals tested for Northern Ireland.

## KEY TERMS USED

### Individuals Tested

Refers to the number of individuals who have had a laboratory completed test for the SARS-COV2 Virus since February 2020. If an individual has had more than one test for the SARS-COV2 Virus, only the first laboratory completed positive test result will be recorded, with all other results of laboratory completed tests excluded, regardless of when the test took place.

### Cumulative Individuals Tested

Refers to the total number of individuals who have had a laboratory completed test for the SARS-COV2 Virus since February 2020. This information is presented by the date the specimen (sample / swab) had been taken at a testing location, and does not refer to the date on which the laboratory completed and authorised the result of the test.

### Total Tests

Refers to the total number of laboratory completed tests for the SARS-COV2 Virus. If an individual has had more than one laboratory completed test, each result will be counted.

### Cumulative Total Tests

Refers to the total number of completed authorised laboratory tests for the SARS-COV2 Virus since February 2020. This information is presented by the date the specimen (sample / swab) had been taken at a testing location, and does not refer to the date on which the laboratory completed and authorised the result of the test.

# TECHNICAL NOTES: COVID-19 TESTING

---

## Laboratory Completed Test

Refers to the final stage of the testing process, whereby a specimen / sample (swab) has been taken at a testing location, the specimen / sample has been booked and processed by a laboratory, and a result been completed and authorised by a laboratory technician.

Laboratory completed results for each of the HSC Trust Laboratories will be listed as one of the following; with only positive, negative and indeterminate results being included in individuals tested and total tests.

- Positive;
- Negative;
- Indeterminate;
- Not Tested (not included in individuals tested and total tests); or,
- Invalid (not included in individuals tested and total tests).

# TECHNICAL NOTES: DASHBOARD UPDATES

---

DATE ANNOUNCED	CHANGE TO DASHBOARD
08 May 2020	From 8th May Admissions and Inpatient numbers will be broken down into confirmed and suspected Covid19 cases.
11 May 2020	From 11th May additional charts on a rolling 5 day average occupancy rate in G&A / ICU Beds are now available.
13 May 2020	From 13th May, information on the rate of positive lab completed tests per 100,000 population has been included.
28 May 2020	From 28th May information on COVID-19 death settings and historical trend analysis of COVID-19 care home outbreaks have been added to the dashboard.
01 June 2020	From 1st June, additional pages have been added for COVID-19 testing trend analysis (7 day rolling average of positive tests & percentage of all tests identified as positive) and additional information on COVID-19 admissions. Ongoing validation of admissions data has resulted in revised figures being published from 1st June.
09 June 2020	From 10th June 2020 data on suspected COVID-19 patient admissions and inpatients will be removed from the dashboard and reporting will focus on confirmed cases only.
12 June 2020	From 15th June 2020, information will be presented on the numbers of ventilated COVID / Non-COVID patients. We will also include a breakdown of COVID / Non COVID general bed occupancy.
23 June 2020	From 25 June all beds and ventilation data will focus on confirmed Covid-19 cases only.
23 June 2020	From 26 June reporting will commence on the outcomes of laboratory completed tests at National Testing Centres.
26 June 2020	Change to Reporting Frequency-From week commencing 29th June the COVID-19 dashboard will no longer be updated at weekends.
6th July 2020	From 6th July a page detailing deaths reported on the Saturday and Sunday of each weekend will be added. This will be updated each Monday on the dashboard.



INFORMATION  
ANALYSIS  
DIRECTORATE



Department of  
**Health**

An Roinn Sláinte

Mánnystrie O Poustie

[www.health-ni.gov.uk](http://www.health-ni.gov.uk)