

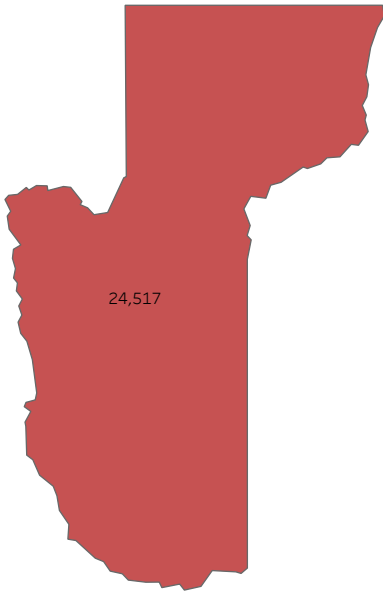
Number of Cases

24,517

Hover over the icon to get more information on the data in this dashboard.

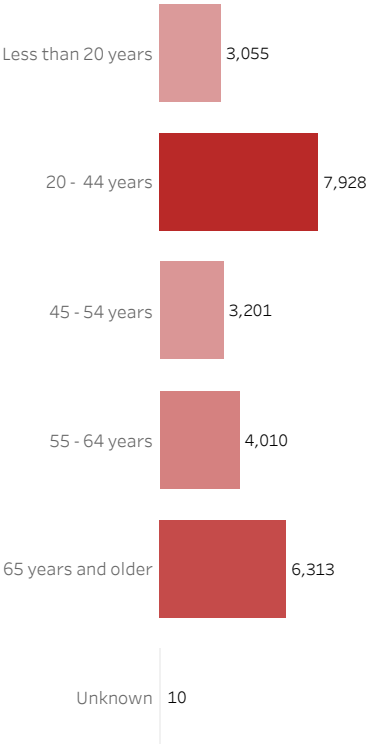


Select a county to filter the other graphs.  
 Graphs will not be displayed for counties with fewer than 10 cases.

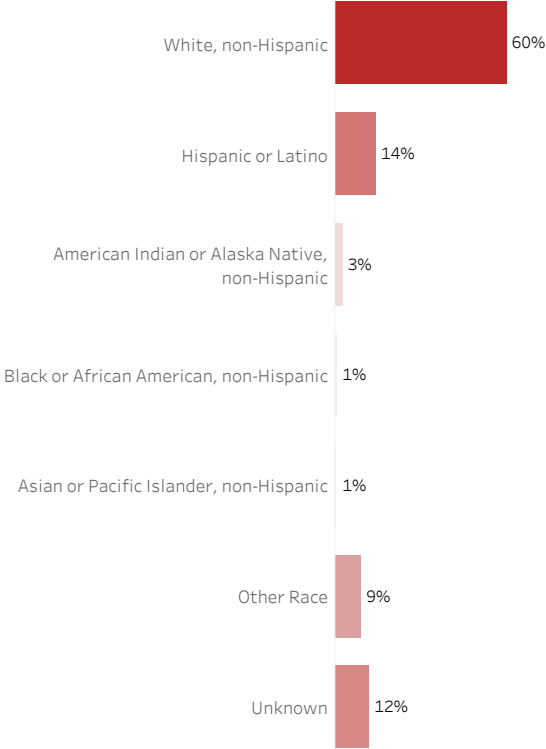


© Mapbox © OSM

COVID-19 Cases by Age Group



COVID-19 Cases by Race/Ethnicity



COVID-19 Cases by Gender



Chronic medical condition



High-risk

(65+ years OR 1+ chronic medical condition)



Date updated: 7/16/2021

Chronic medical conditions include diabetes, cardiac disease, hypertension, chronic pulmonary disease, chronic kidney disease, or chronic liver disease.