

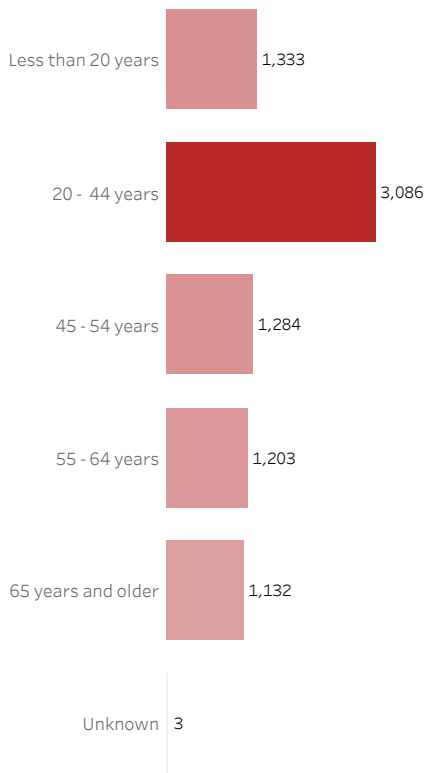
Number of Cases
8,041

Hover over the icon to get more information on the data in this dashboard.

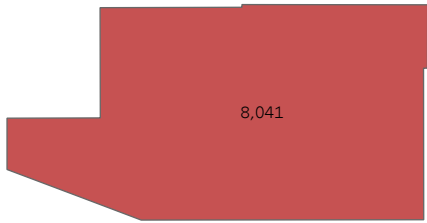
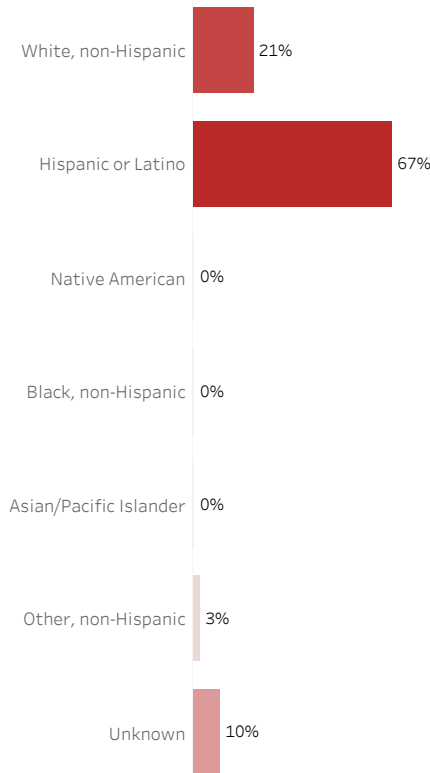


Select a county to filter the other graphs.
Graphs will not be displayed for counties with fewer than 10 cases.

COVID-19 Cases by Age Group



COVID-19 Cases by Race/Ethnicity



© Mapbox © OSM

COVID-19 Cases by Gender



Chronic medical condition



High-risk
(65+ years OR 1+ chronic medical condition)



Date updated: 6/2/2021

Chronic medical conditions include diabetes, cardiac disease, hypertension, chronic pulmonary disease, chronic kidney disease, or chronic liver disease.