

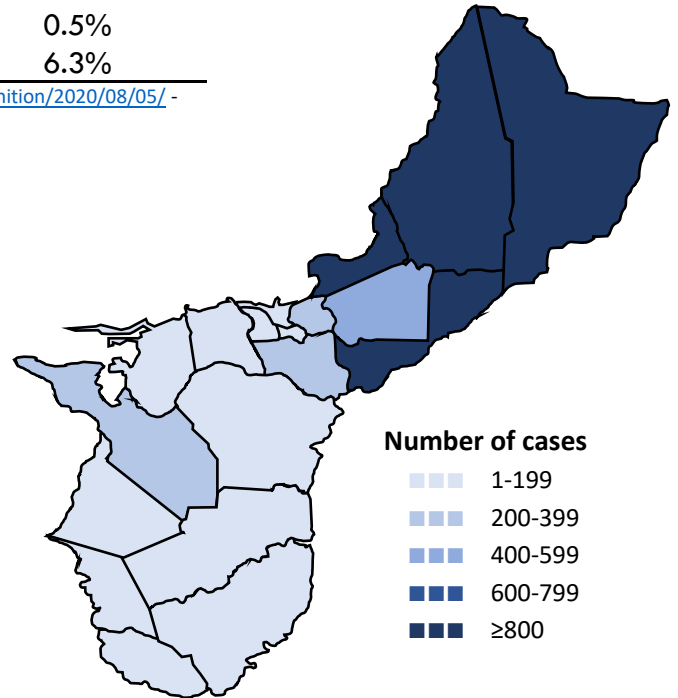


# Guam COVID-19 Situation Report - 212

## March 12, 2020 – May 14, 2021

COVID-19 Case Count*	Total	Past 7 days	% Increase
COVID-19 Cases	<b>8,079</b>	<b>56</b>	<b>0.7%</b>
Confirmed cases	7,844	42	0.5%
Probable cases	235	14	6.3%

COVID-19 Cases  
Primary Reported Residence



\*<https://wwwn.cdc.gov/nndss/conditions/coronavirus-disease-2019-covid-19/case-definition/2020/08/05/> - CSTE/CDC COVID-19 case definition (August 5, 2020)

### Summary

As of May 14, 2021, there have been 8,079 cases of COVID-19 reported on Guam. Fifty-six (56) new cases of COVID-19 were reported to DPHSS from May 7 - May 13: 42 confirmed cases and 14 probable cases. No COVID-19 case was reported deceased since the last situation report.

Confirmed cases - past 7 days: 42 cases tested positive by molecular testing - 23 at GPLH, eight at GMHA, six at AMC, three at DoD, one at GRMC, and one at DLS.

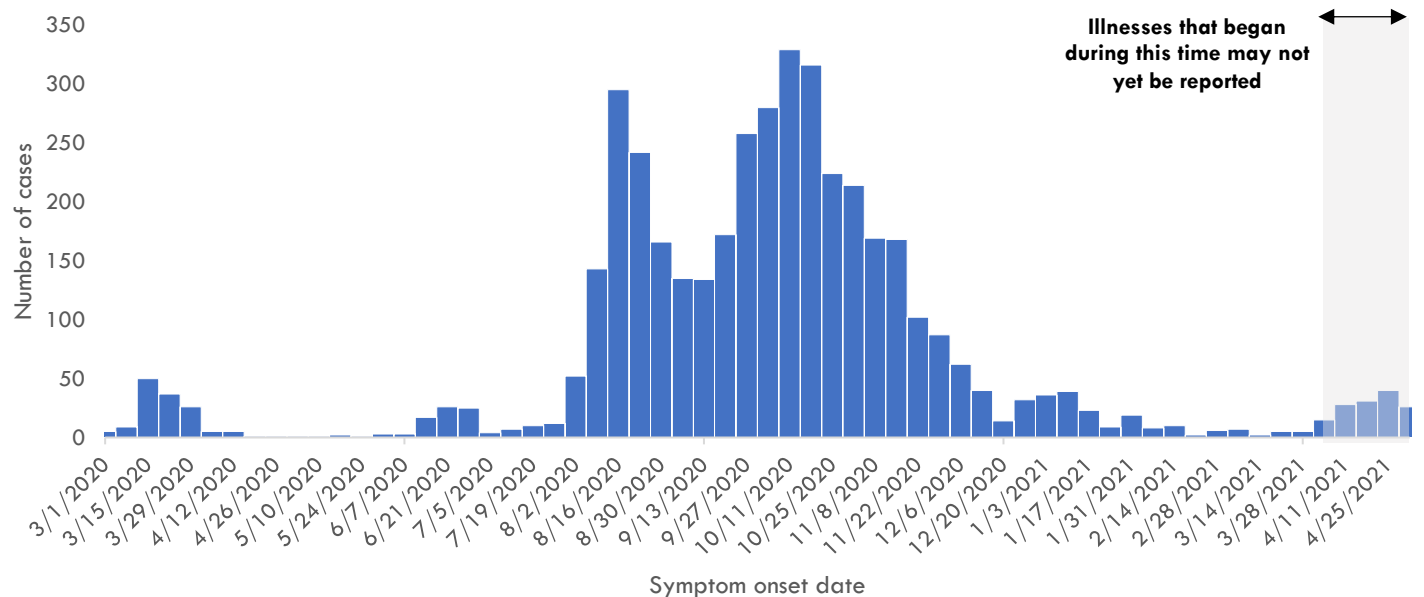
Probable cases - past 7 days: 14 cases tested positive by antigen testing - 10 at GPLH, two at IHP, one at ECC, and one at GPD.

13 new cases were identified through contact tracing. Five (5) cases reported recent travel— three from the U.S. and two from Philippines — and were identified in quarantine. 62 cases were reported released from isolation.

COVID-19 Testing on Guam**	Total	Tests reported past 7 days	% pos. past 7 days***
COVID-19 Tests	160,163	2,993	1.9%
Molecular Tests	148,485	2,644	1.6%
Antigen Tests	11,300	344	3.8%
Serology Tests	378	5	40.0%

\*\*See COVID-19 Testing Breakdown for all testing definitions. New tests reported reflects the number of tests reported to DPHSS since the previous report and does not necessarily indicate the number of specimens run in the same time frame. \*\*\*7-day rolling average of positive tests as a percentage of tests

### COVID-19 cases by symptom onset date, Guam





# Guam COVID-19 Situation Report - 212

## March 12, 2020 – May 14, 2021

### Case Breakdown

Status	Sex	Current isolation location
COVID-19 deaths	Female	Hospital
Cases in active isolation†	Male	Home
Cases not in isolation§	<b>Age Group</b>	Isolation facility
Civilian	0-9	Military
Military service member	10-19	<b>Epi-Link to COVID-19 case**</b>
<b>Travel History¶</b>	20-29	Household contact
US	30-39	Workplace contact
Dubai	40-49	Community contact
Japan	50-59	Healthcare contact
Mexico	60-69	<b>Residence</b>
Philippines	70-79	North
Other	80-89	Central
<b>Identified in quarantine</b>	90+	South
		Homeless
		Non-resident

Note: Data for recent cases are preliminary and are updated based on findings from case investigations. Residence unknown for 273 cases.

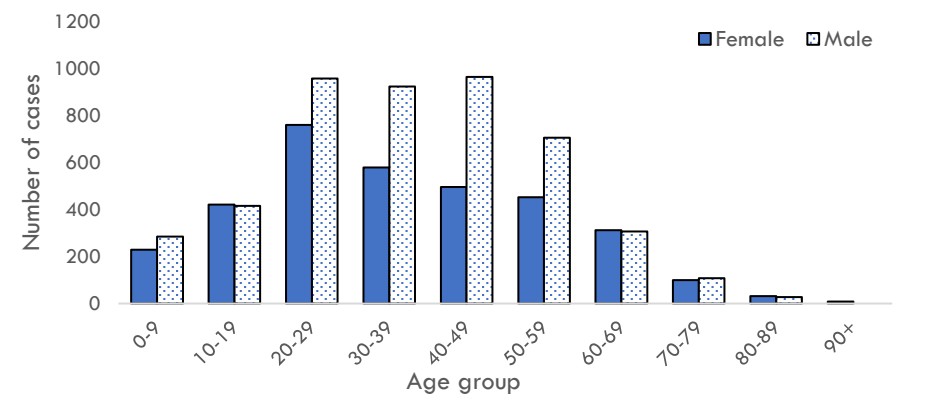
† Cases that test positive for COVID-19 through follow-up molecular testing return to active isolation.

§ Cases not in isolation indicates the number of COVID-19 cases that are no longer in active isolation based on criteria outlined on page 4. Generally, the criteria assess time since COVID-19 symptom resolution and the date of their most recent positive diagnostic test to qualify for release from isolation.

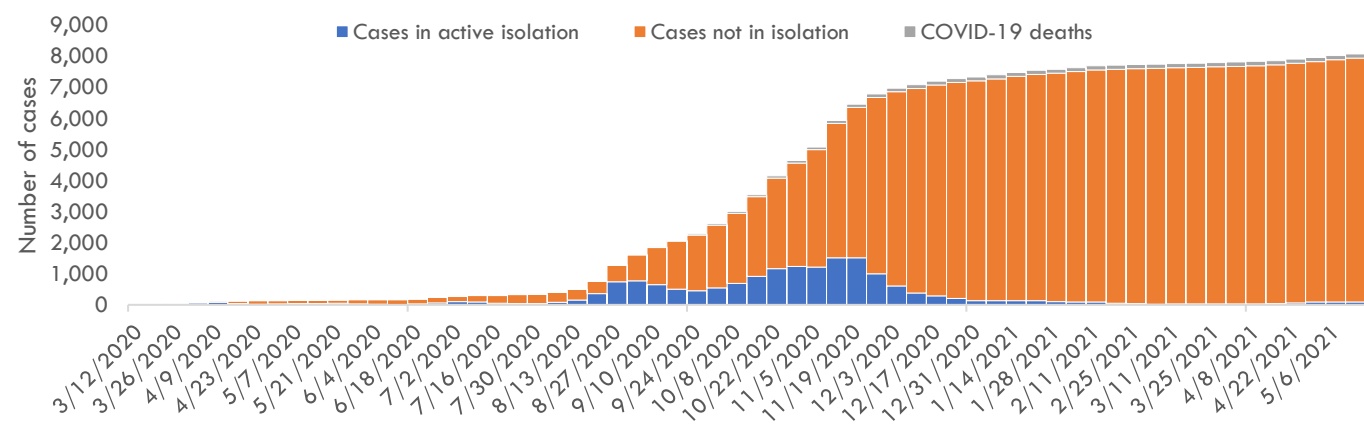
¶ In the 14 days before symptom onset. Some cases traveled to more than one country.

\*\* Some cases have more than one link to other COVID-19 cases.

### COVID-19 cases by age group and sex



### Number of cases in active isolation, cases not in isolation, and COVID-19 deaths, Guam





# Guam COVID-19 Situation Report - 212

## March 12, 2020 – May 14, 2021

### COVID-19 TESTING BREAKDOWN

MOLECULAR TESTS	TOTAL	TOTAL POSITIVES*	NEW TESTS	NEW POSITIVES
<b>Guam Public Health Laboratory</b>	72,355	4,421	1,406	23
<b>Department of Defense</b>	23,751	752	409	3
<b>Diagnostic Laboratory Services</b>	17,258	1,051	234	1
<b>Guam Memorial Hospital Authority</b>	13,718	511	267	8
<b>Guam Regional Medical City</b>	11,699	414	246	1
<b>Private Clinics**</b>	9,687	618	82	6
<b>Guam National Guard Laboratory</b>	17	0	0	0

ANTIGEN TESTS	TOTAL	TOTAL POSITIVES	NEW TESTS	NEW POSITIVES
<b>Guam Public Health Laboratory</b>	7,535	116	325	10
<b>Private Clinics***</b>	3,765	182	19	4

SEROLOGY TESTS	TOTAL	TOTAL POSITIVES	NEW TESTS	NEW POSITIVES
<b>Diagnostic Laboratory Services</b>	352	30	5	2
<b>Department of Defense</b>	26	2	0	0

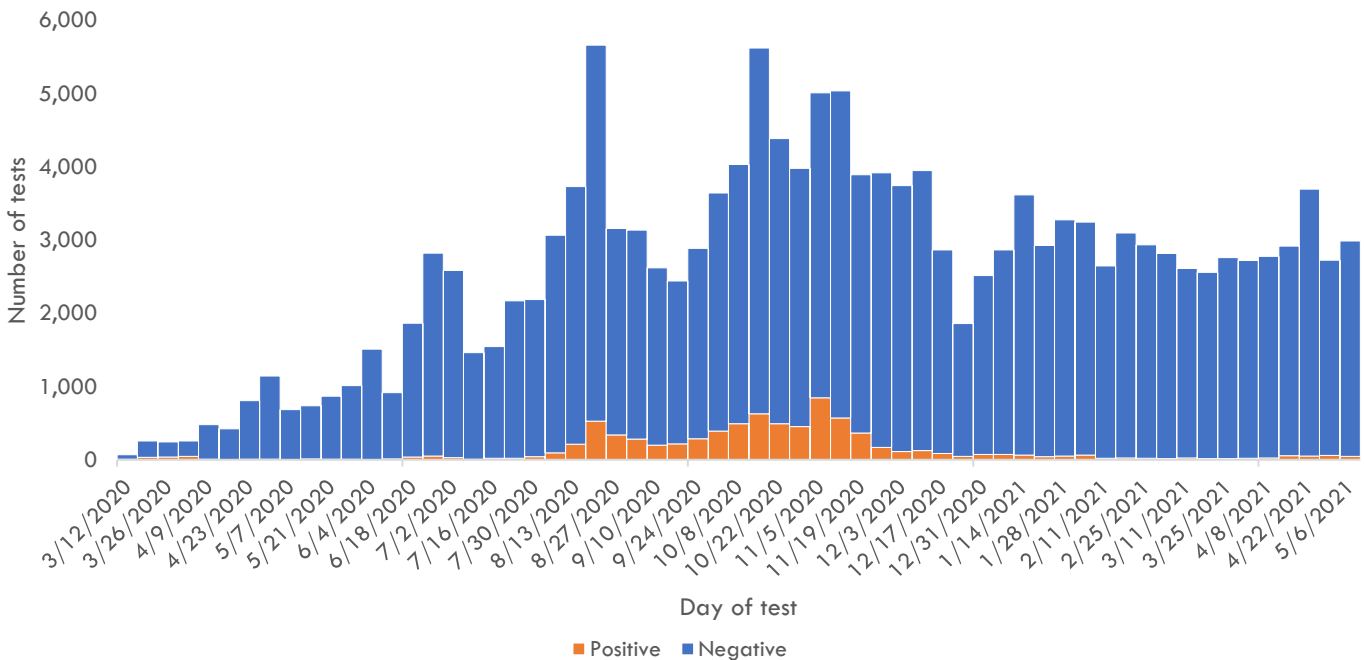
Total tests is defined as the number of specimens with conclusive results. New tests reported today is defined as the total tests reported to DPHSS since the last Situation Report. Percent positive is defined as number of positive specimens, out of all specimens tested. Total positives is defined as the number of positive specimens.

\*Five additional confirmed cases tested positive through molecular testing at an out-of-state laboratory.

\*\*Clinics included: American Medical Center, Guam Medical Care, Guam Radiology Consultants, Dr. Sheih's Clinic, US Marshalls Service, One Love Pediatrics, and Off-Island Clinics.

\*\*\*Clinics included: American Medical Center, Central Medical Clinic, ExpressCare, IHP Medical Group, Evergreen Health Center, Cancer Center of Guam, Department of Corrections, Health Services of the Pacific, Tumon Medical Office, and Guam Medical Care.

### COVID-19 testing by day of test, Guam



CONTACT INVESTIGATIONS	TOTAL	PAST 7 DAYS
<b>Contacts identified by DPHSS</b>	13,563	129
<b>Contacts notified by DPHSS</b>	7,440	106
<b>Contacts tested by DPHSS</b>	4,713	28
<b>Cases identified through contact tracing</b>	3,021	13

*Note: Data for recent cases are preliminary and are updated based on findings from case investigations.*

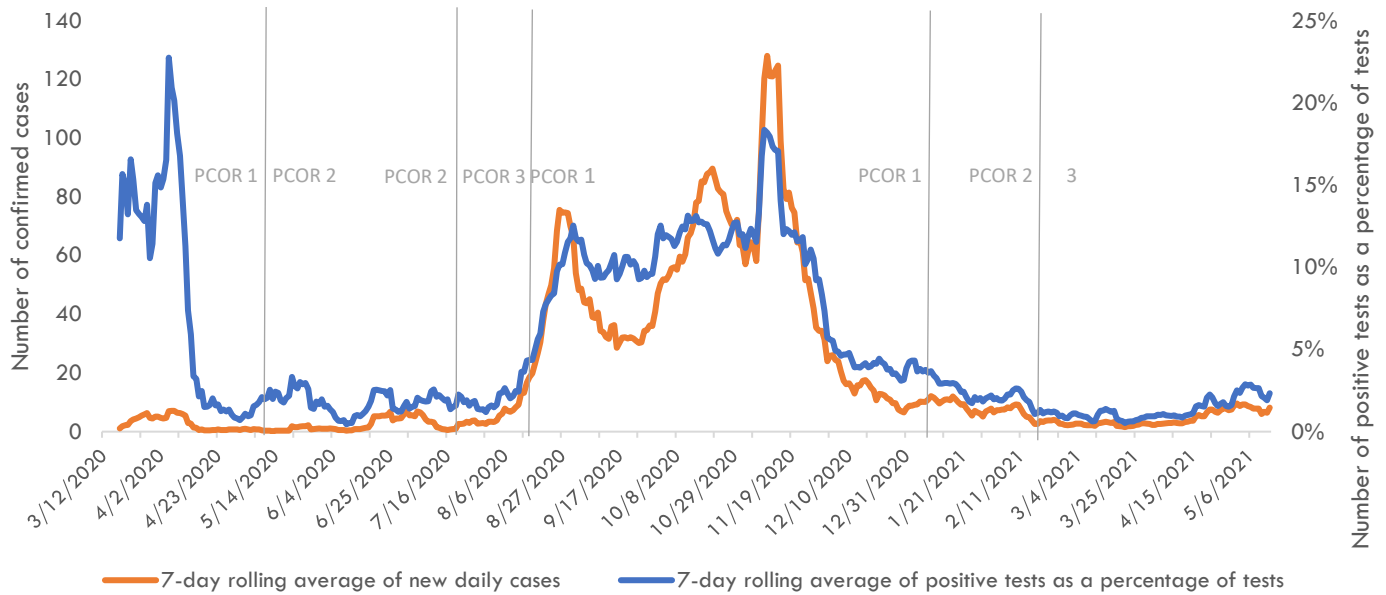


# Guam COVID-19 Situation Report - 212

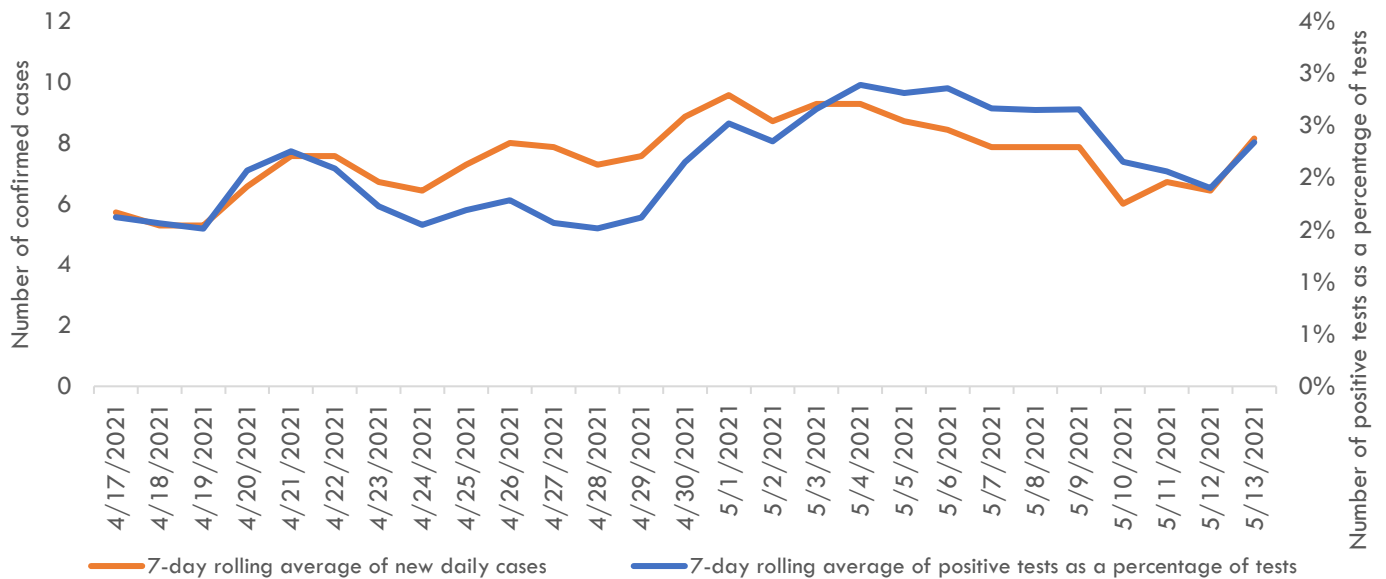
## March 12, 2020 – May 14, 2021

### Pandemic Condition of Readiness Assessment

Triggers for PCOR - Cases, March 12, 2020–May 13, 2021



Triggers for PCOR - Cases, Previous 28 days



#### † Criteria for release from isolation

*For persons with mild to moderate illness who are not severely immunocompromised:*

For persons having symptoms: At least 3 days have passed since recovery defined as resolution of fever without the use of fever-reducing medications and improvement in respiratory symptoms (e.g., cough, shortness of breath) and any other symptoms attributed to COVID-19 AND at least 10 days have passed since symptoms first appeared—or since recurrent symptoms appeared—AND at least 10 days have passed since the date of their first (or most recent) positive COVID-19 diagnostic test.

For persons without symptoms: At least 10 days have passed since the date of their first (or most recent) positive COVID-19 diagnostic test assuming they have not subsequently developed symptoms since their positive test.

*For persons with severe to critical illness or who are severely immunocompromised:*

For persons having symptoms: At least 10 days have passed since symptoms first appeared, up to 20 days.

For persons without symptoms: At least 10 days have passed since the date of their first positive COVID-19 diagnostic test, up to 20 days.