

COVID-19 updates.

Updated November 4, 2020

Updated daily at 11 a.m., with data current as of 4 p.m. the previous day.

Data is for cases that were tested and returned positive. All data is preliminary and may change as cases are investigated. Many data points are collected during case interviews. Data presented below is for all cases, regardless of interview status. Data for cases pending interview may be listed as "unknown/missing."

The COVID-19 case definition was recently updated to include antigen testing. Previously, cases were only reported through polymerase chain reaction (PCR) testing. Positive PCR test results are considered confirmed cases. Positive antigen test results are considered probable cases. Confirmed and probable cases are reported separately in the following areas:

- Newly reported cases
- Total approximate completed tests
- Total positive cases
- Total cases by county of residence

Death, hospitalization, demographic (age, gender, race), likely exposure, and residence type data combine PCR (confirmed) and antigen (probable) cases for an overall total.

All probable cases get the same public health follow up and recommendations as cases confirmed by PCR tests.

On this page:

[Daily Update](#)

[Testing](#)

[Minnesota Case Overview](#)

[Case Demographics](#)

[Likely Exposure](#)

[Residence](#)

[Weekly Report](#)

[Facilities with Cases & Exposures](#)

[Other COVID-19 Data and Statistics](#)

Education

Related Topics

COVID-19 Research

Studies in Minnesota

COVID-19 Contract

Diverse Media

Messaging and

[Expand All](#) [Contract All](#)

Daily Update:

Because all data is preliminary, the change in number of cumulative positive cases and deaths from one day to the next may not equal the newly reported cases or deaths.

Total positive cases (cumulative)	160,923
Total confirmed cases (PCR positive) (cumulative)	160,070
Total probable cases (Antigen positive) (cumulative)	853
Newly reported cases	3,844
Newly reported confirmed cases	3,772
Newly reported probable cases	72

[Newly reported cases detail](#)

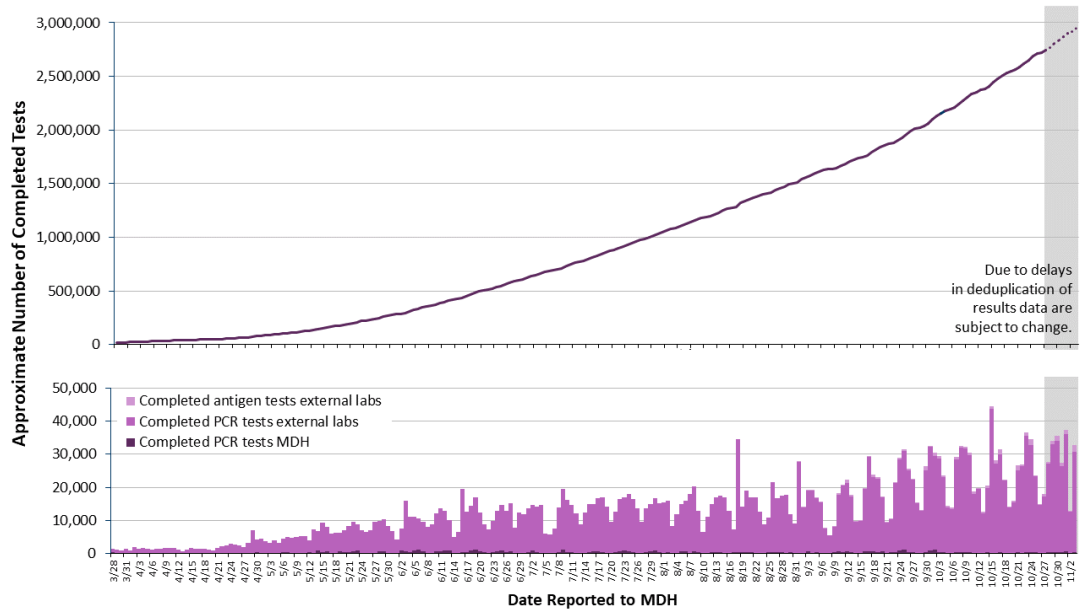


Newly reported deaths	31
------------------------------	-----------

[Newly reported deaths detail](#)



Testing



Total approximate completed tests (cumulative)	2,949,591
Total approximate number of completed PCR tests (cumulative)	2,914,937
Total approximate number of completed antigen tests (cumulative)	34,654

[Testing data table](#)

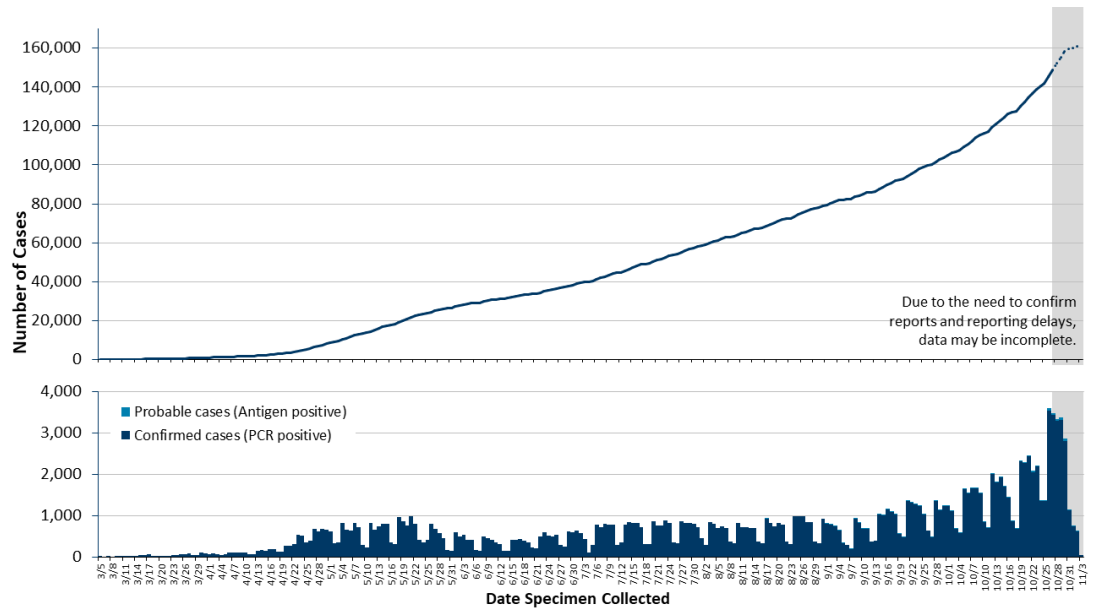


Total approximate number of people tested (cumulative)	1,919,612
---	------------------

[More about testing data](#)



Minnesota Case Overview



Total positive cases (cumulative)	160,923
Total confirmed cases (PCR positive) (cumulative)	160,070
Total probable cases (Antigen positive) (cumulative)	853

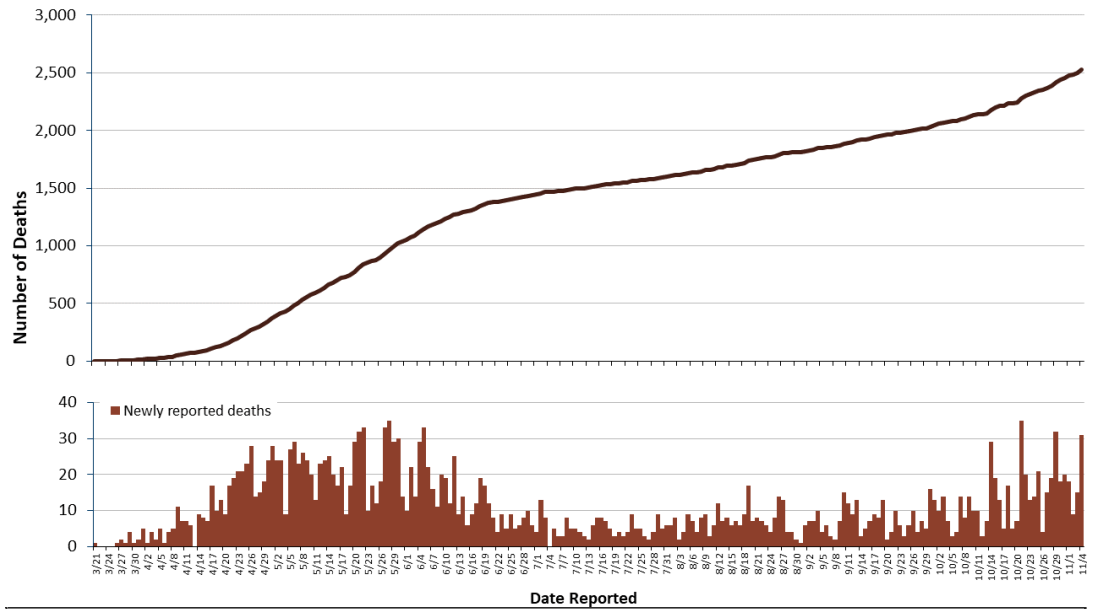
[Positive cases by date specimen collected data table](#)

Total number of health care workers (cumulative)	15,263
More about positive cases	

Patients no longer needing isolation

Patients no longer needing isolation (cumulative)	136,457
More about patients no longer needing isolation	

Deaths



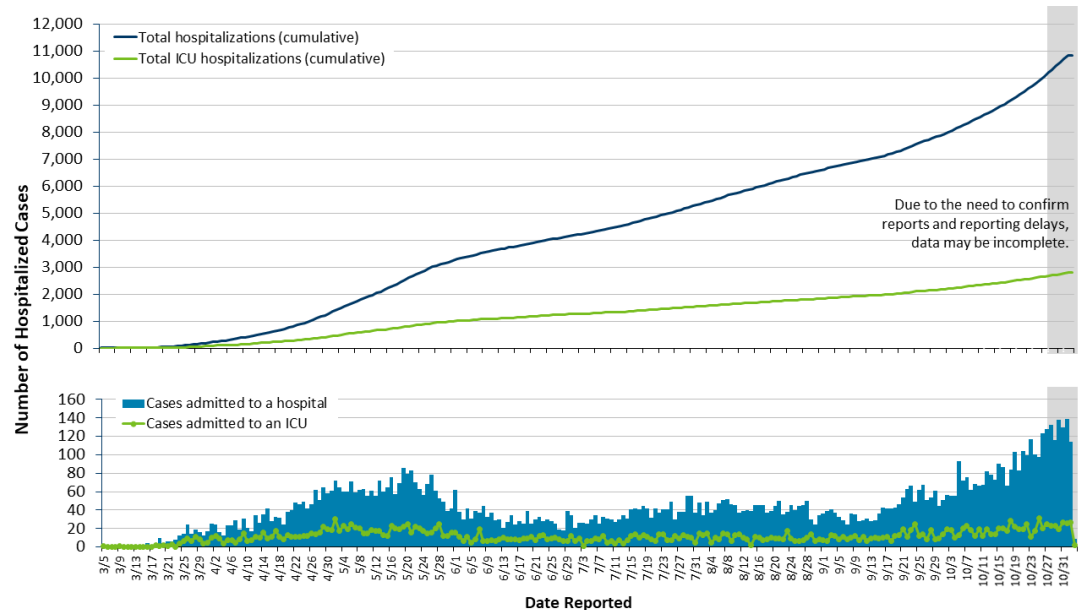
Total deaths (cumulative)	2,530
Deaths from confirmed cases (cumulative)	2,505
Deaths from probable cases (cumulative)	25
Deaths among cases that resided in long-term care or assisted living facilities (cumulative)	1,760

[Deaths data table](#)

Total non-laboratory-confirmed COVID-19 deaths (death certificate) (cumulative)	54
---	----

[More about deaths](#)

Hospitalizations



Total cases hospitalized (cumulative)	10,849
Total cases hospitalized in ICU (cumulative)	2,805

[Hospitalization data table](#)



[More about hospitalizations](#)



Case Demographics

Age

[Age group data table:
Including age group of deaths](#)



[More about age](#)



Gender

[Gender data table](#)



[More about gender](#)



Race & Ethnicity

[Race and ethnicity data table:
Including race and ethnicity of deaths](#)



[More about race and ethnicity](#)



Likely Exposure

[Likely exposure data table](#)



[More about likely exposure](#)



Not all cases among health care workers have a likely exposure as health care staff.

Residence

Cases by County of Residence

County of residence is confirmed during the case interview. At the time of this posting not all interviews have been completed.

[County of residence data table:](#)
[Including county of residence of deaths](#)



[More about location data](#)



Residence Type



[Residence type data table](#)



- [MN DOC: COVID-19 Testing of People Incarcerated in MN Prisons](#)

Weekly Report

This report includes more detailed information on testing, demographics, syndromic surveillance, and more. Updated every Thursday.

- [Weekly COVID-19 Report: 10/29/2020 \(PDF\)](#)
 - [COVID-19 Weekly Report](#)
Archive of past weekly reports and some downloadable data.

Facilities with Cases & Exposures

[Cases in Pre-K through Grade 12 School Buildings, by County](#)



[Congregate Care Facilities with Exposures, by County](#)



Other Statistics

- [Multisystem Inflammatory Syndrome In Children \(MIS-C\) Statistics](#)
- [Minnesota COVID-19 Public Dashboard](#)
- [Minnesota's COVID-19 Response and Preparation Capacity](#)
- [Dial Back Dashboard](#)
- [CDC: Coronavirus Disease 2019 \(COVID-19\) Cases in the U.S.](#)
- [Minnesota COVID-19 Modeling](#)

Data in the data tables is correct as of 11 a.m. daily. Dynamic images and maps will update shortly after 11 a.m. daily and will not work if your browser is in compatibility mode.



TESTING
FOR
COVID-19



SCHOOLS
PLANNING
& DATA



VIDEOS FOR
COVID-19
RESPONSE

Minnesota Helpline:

For questions related to the COVID-19 pandemic, call 651-297-1304 or 1-800-657-3504 Mon.-Fri.: 9 a.m. to 4 p.m.

Mental Health Crisis Line - Call: **CRISIS (**274747)

COVID-19 information in other languages:

Kab Mob Khaus Las Nas Vais Lav 2019 (COVID-19)
(Hmong)

Cudurka Koronafayras 2019 (COVID-19)
(Somali)

Enfermedad del Coronavirus 2019 (COVID-19)
(Spanish)

American Sign Language (ASL) Videos

Contact us:

If you have questions or comments about this page, use our [IDEPC Comment Form](#) or call 651-201-5414 for the MDH [Infectious Disease Epidemiology, Prevention and Control Division](#).

[Individual & Family Health](#)

[Health Care Facilities, Providers
& Insurance](#)

[Data, Statistics and Legislation](#)

[Diseases & Conditions](#)

[Healthy Communities, Environment
& Workplaces](#)

[About MDH](#)

[Locations & Directions](#)

[Comments & Questions](#)

[Privacy Statement & Disclaimer](#)

[Equal Opportunity](#)

651-201-5000 Phone
888-345-0823 Toll-free

Information on this website is available in alternative formats upon request.

