

COVID-19 updates.

Updated December 22, 2020

Updated daily at 11 a.m., with data current as of 4 p.m. the previous day.

Data is for cases that were tested and returned positive. All data is preliminary and may change as cases are investigated. Many data points are collected during case interviews. Data presented below is for all cases, regardless of interview status. Data for cases pending interview may be listed as "unknown/missing."

Positive PCR test results are considered confirmed cases. Positive antigen test results are considered probable cases.

All probable cases get the same public health follow up and recommendations as cases confirmed by PCR tests.

On this page:

[Daily Update](#)

[Testing](#)

[Minnesota Case Overview](#)

[Case Demographics](#)

[Likely Exposure](#)

[Residence](#)

[Weekly Report](#)

[Facilities with Cases & Exposures](#)

[Other COVID-19 Data and Statistics](#)

[Expand All](#) [Contract All](#)

Daily Update:

Because all data is preliminary, the change in number of cumulative positive cases and deaths from one day to the next may not equal the newly reported cases or deaths.

| | |
|--|---------|
| Total positive cases (cumulative) | 401,011 |
| Total confirmed cases (PCR positive) (cumulative) | 388,673 |
| Total probable cases (Antigen positive) (cumulative) | 12,338 |
| Newly reported cases | 1,714 |
| Newly reported confirmed cases | 1,561 |

businesses & employ

Schools & Child Care

Institutes of Higher

Education

Related Topics

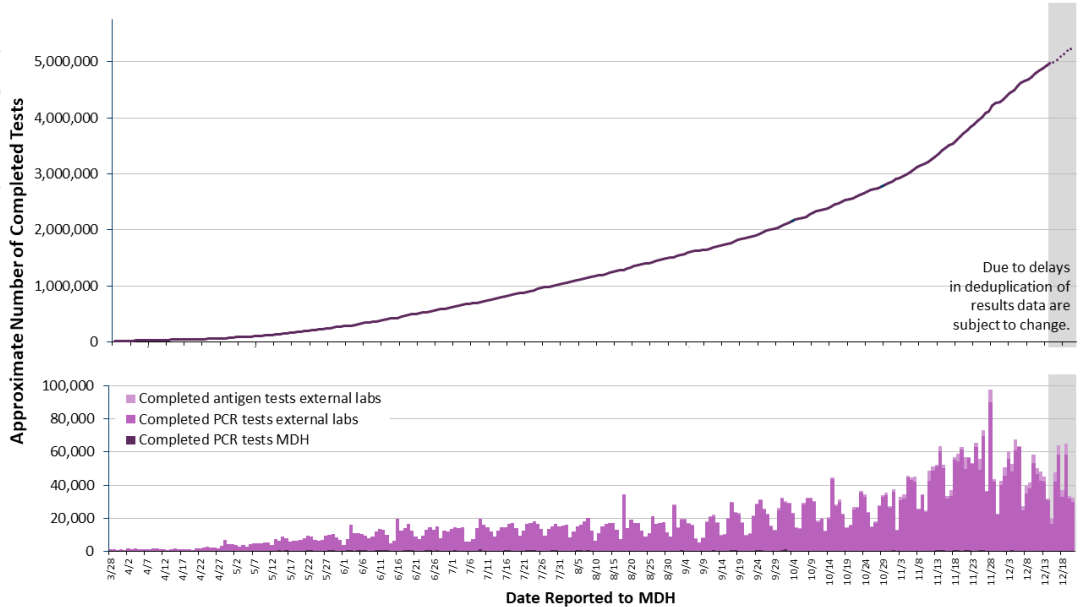
COVID-19 Research

Studies in Minneso

- COVID-19 Contract
- Diverse Media
- Messaging &
- Community Outrea
- Disabilities & Uniq
- Health Needs Durin
- COVID-19
- Infectious Respirat
- Illness

| | |
|--|-----|
| Newly reported probable cases | 153 |
| Newly reported cases detail | ▼ |
| Newly reported deaths | 24 |
| Newly reported deaths detail | ▼ |

Testing



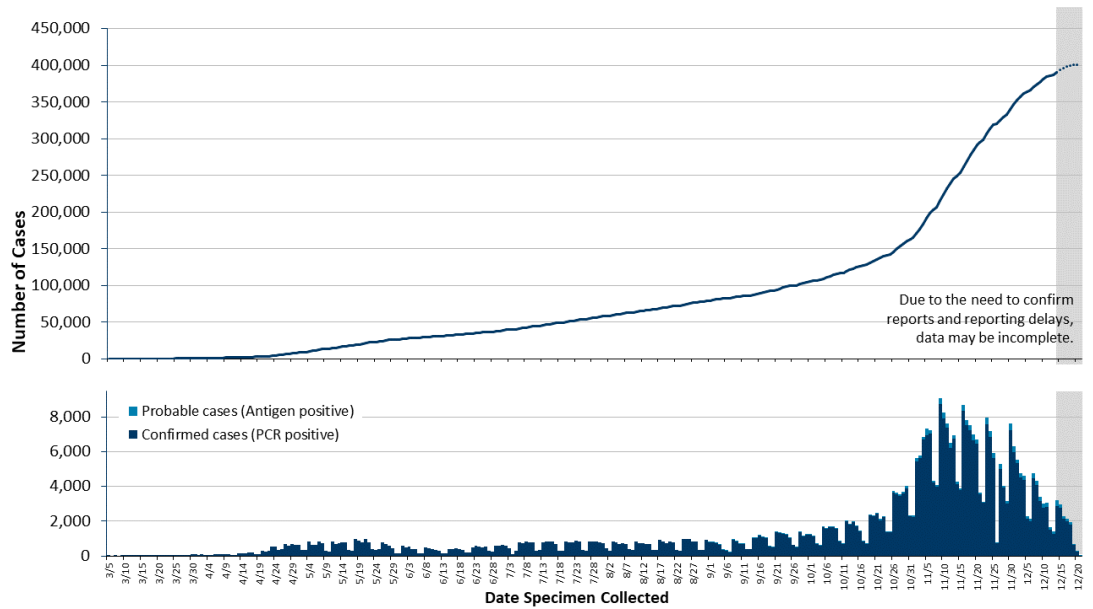
| | |
|--|-----------|
| Total approximate completed tests (cumulative) | 5,264,561 |
| Total approximate number of completed PCR tests (cumulative) | 5,076,975 |
| Total approximate number of completed antigen tests (cumulative) | 187,586 |

[Testing data table](#)

| | |
|--|-----------|
| Total approximate number of people tested (cumulative) | 2,881,770 |
|--|-----------|

[More about testing data](#)

Minnesota Case Overview



| | |
|--|---------|
| Total positive cases (cumulative) | 401,011 |
| Total confirmed cases (PCR positive) (cumulative) | 388,673 |
| Total probable cases (Antigen positive) (cumulative) | 12,338 |

[Positive cases by date specimen collected data table](#)

| | |
|--|--------|
| Total number of health care workers (cumulative) | 30,783 |
|--|--------|

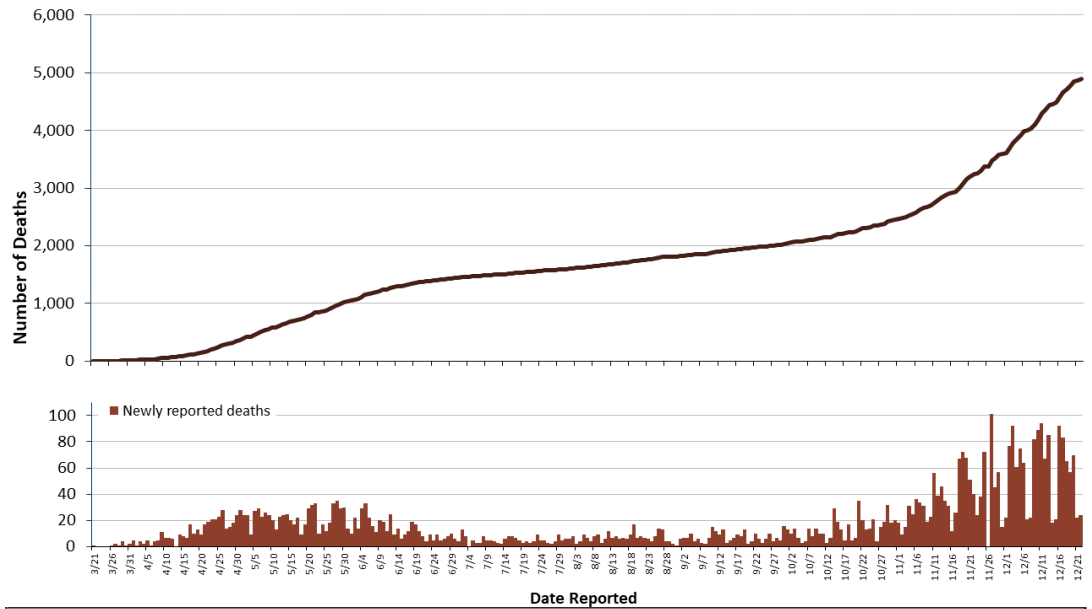
[More about positive cases](#)

Patients no longer needing isolation

| | |
|---|---------|
| Patients no longer needing isolation (cumulative) | 376,354 |
|---|---------|

[More about patients no longer needing isolation](#)

Deaths



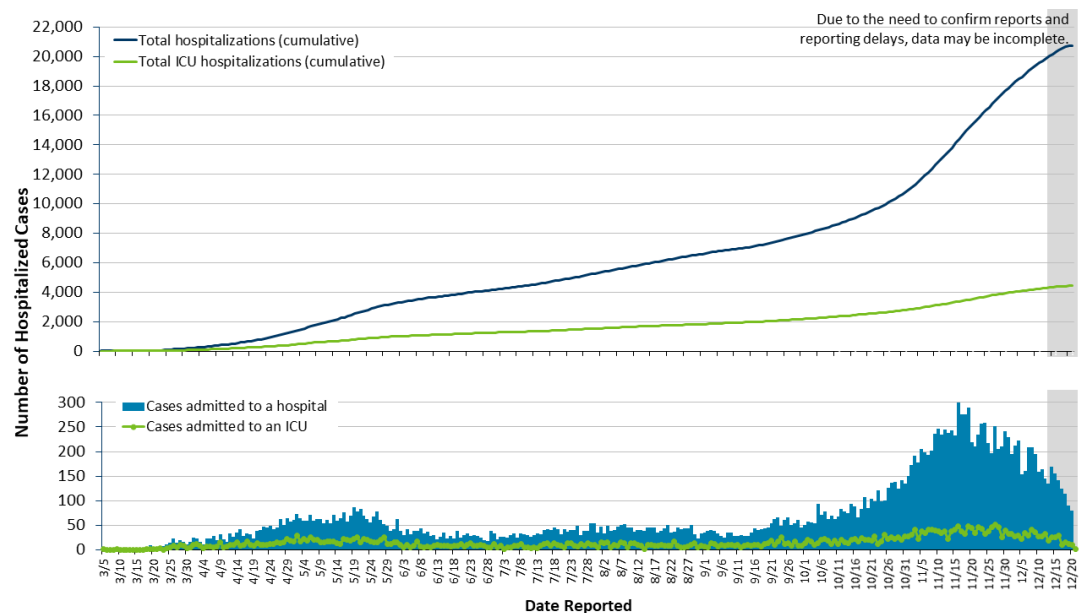
| | |
|--|-------|
| Total deaths (cumulative) | 4,896 |
| Deaths from confirmed cases (cumulative) | 4,763 |
| Deaths from probable cases (cumulative) | 133 |
| Deaths among cases that resided in long-term care or assisted living facilities (cumulative) | 3,176 |

[Deaths data table](#)

| | |
|---|----|
| Total non-laboratory-confirmed COVID-19 deaths (death certificate) (cumulative) | 59 |
|---|----|

[More about deaths](#)

Hospitalizations



| | |
|--|--------|
| Total cases hospitalized (cumulative) | 20,816 |
| Total cases hospitalized in ICU (cumulative) | 4,449 |

[Hospitalization data table](#)



[More about hospitalizations](#)



Case Demographics

Age

[Age group data table:
Including age group of deaths](#)



[More about age](#)



Gender

[Gender data table](#)



[More about gender](#)



Race & Ethnicity

[Race and ethnicity data table:
Including race and ethnicity of deaths](#)



[More about race and ethnicity](#)



Likely Exposure

[Likely exposure data table](#)



[More about likely exposure](#)



Not all cases among health care workers have a likely exposure as health care staff.

Residence

Cases by County of Residence

County of residence is confirmed during the case interview. At the time of this posting not all interviews have been completed.

[County of residence data table:](#)
[Including county of residence of deaths](#)



[More about location data](#)



Residence Type



[Residence type data table](#)



- [MN DOC: COVID-19 Testing of People Incarcerated in MN Prisons](#)

Weekly Report

This report includes more detailed information on testing, demographics, syndromic surveillance, and more. Updated every Thursday.

- [Weekly COVID-19 Report: 12/17/2020 \(PDF\)](#)
 - [COVID-19 Weekly Report](#)
Archive of past weekly reports and some downloadable data.

Facilities with Cases & Exposures

[Cases in Pre-K through Grade 12 School Buildings, by County](#)



[Congregate Care Facilities with Exposures, by County](#)



Other Statistics

- [Minnesota COVID-19 Public Dashboard](#)
 - [Minnesota's COVID-19 Response and Preparation Capacity](#)
 - [Public Health Risk Measures \(Dial Back Dashboard\)](#)
 - [Minnesota COVID-19 Modeling](#)
- [CDC: Coronavirus Disease 2019 \(COVID-19\) Cases in the U.S.](#)
- [Multisystem Inflammatory Syndrome In Children \(MIS-C\) Statistics](#)
- [COVID-19 Vaccine Data](#)

Data in the data tables is current as of 11 a.m. daily. Dynamic images and maps will update shortly after 11 a.m. daily and will not work if your browser is in compatibility mode.



COVID-19
VACCINE



TESTING
FOR
COVID-19



**SCHOOLS
PLANNING
& DATA**

Minnesota Helpline:

For questions related to the COVID-19 pandemic, call 651-297-1304 or 1-800-657-3504 Mon.-Fri.: 9 a.m. to 4 p.m.

Mental Health Crisis Line - Call: **CRISIS (**274747)

COVID-19 information in other languages:

Kab Mob Khaus Las Nas Vais Lav 2019 (COVID-19)
(Hmong)

Cudurka Koronafayras 2019 (COVID-19)
(Somali)

Enfermedad del Coronavirus 2019 (COVID-19)
(Spanish)

American Sign Language (ASL) Videos

Contact us:

If you have questions or comments about this page, use our [IDEPC Comment Form](#) or call 651-201-5414 for the MDH [Infectious Disease Epidemiology, Prevention and Control Division](#).

[Individual & Family Health](#)

[Health Care Facilities, Providers
& Insurance](#)

[Data, Statistics and Legislation](#)

[Diseases & Conditions](#)

[Healthy Communities, Environment
& Workplaces](#)

[About MDH](#)

[Locations & Directions](#)

[Comments & Questions](#)

[Privacy Statement & Disclaimer](#)

[Equal Opportunity](#)

651-201-5000 Phone
888-345-0823 Toll-free

Information on this website is available in alternative formats upon request.

[mn](#) | [Register to Vote](#) ✓

