



## Coronavirus Disease 2019 (COVID-19)

Updated September 24, 2020

The national Centers for Disease Control and Prevention (CDC) and the Mississippi State Department of Health continue to closely monitor the outbreak of respiratory illnesses caused by the novel (new) coronavirus COVID-19, and are working to limit the spread of cases nationally and in Mississippi.

Mississippi Coronavirus Hotline (7 days a week, 7 a.m.–7 p.m.): **877-978-6453**

## General Information

- ▶ [COVID-19 and You: Video Q & A with State Health Officer Dr. Thomas Dobbs](#)
- ▶ [COVID-19 overview, questions and answers](#)
- ▶ [Guidance, prevention and testing](#)
- ▶ [Handouts: Basic disease prevention, handwashing and more](#)
- ▶ [ASL, Spanish and Vietnamese materials](#)

**Face coverings are required** by order of the Governor for all Mississippians in schools, businesses and indoor public spaces, and in outdoor public spaces where consistent social distancing is not possible. [Details and exceptions \(extended until September 30\) »](#)

**Home isolation is mandatory if you have tested positive for COVID-19** by [order of the State Health Officer](#). (If you are awaiting results of routine testing *not* related to exposure, you may [return to work](#) and follow the safety guidance of your employer.) If you have been in contact with someone who has COVID-19, quarantine is also important to protect others. [Find out more »](#)

## Healthcare Professionals

Guidance and more →

- ▶ [MSDH guidance](#)
- ▶ [Electronic reporting](#)
- ▶ [Specimens](#)
- ▶ [Lab dropoff](#)
- ▶ [CDC guidance](#)
- ▶ [MS-HAN Alerts](#)

[ALL HEALTHCARE](#)

## Current Cases and Statistics

County and state data →

- ▶ Case and death totals
- ▶ County case summaries
- ▶ Data charts and map
- ▶ Schools and LTC facilities
- ▶ Lab testing
- ▶ Recoveries

---

**ALL STATISTICS**

## Guidance, Testing and Prevention

Personal and community →

- ▶ Getting tested
- ▶ Personal protection
- ▶ Gatherings and events
- ▶ Business and community
- ▶ School guidelines
- ▶ State agencies

---

**ALL GUIDANCE**

## New Cases and Deaths as of September 23

### NEW CASES

737

New COVID-19 positive test results reported to MSDH as of 6 p.m. yesterday.

### NEW DEATHS

4

New COVID-19 related deaths reported to MSDH as of 6 p.m. yesterday.

County	Total
Jackson	1
Panola	1
Scott	1

1 COVID-19 related death occurred on August 14, identified from a Tennessee death certificate report.

County	Total
Marshall	1

### LTC OUTBREAKS

129

Current outbreaks in long-term care facilities only. (See [LTC facility outbreak definition.](#))

**About our case counts:** We currently update our case totals each day based on test results from the previous day. Outside laboratories also report positive test results to us, which are included in our totals. Repeated tests for the same individual are counted only once. County case numbers and deaths may change as investigation finds new or additional information.

## County COVID-19 Data

### Race and Ethnicity

- ▶ [Total COVID-19 cases and deaths by county, race and ethnicity](#) PDF  
Current and past data tables, updated daily

## Trends and Data for Individual Counties

- ▶ [Weekly COVID-19 summaries for each Mississippi county](#)

## High Cases and Incidence

- ▶ [Mississippi counties ranked by weekly cases and incidence](#)

## Cumulative Cases and Deaths by County

Totals of all reported COVID-19 cases for 2020, including those in long-term care (LTC) facilities.

**The numbers in this table are provisional.** County case numbers and deaths may change as investigation finds new or additional information. The data provided below is the most current available.

County	Total Cases	Total Deaths	Total LTC Facility Cases	Total LTC Facility Deaths
Adams	930	37	48	13
Alcorn	791	11	18	2
Amite	325	10	14	2
Attala	654	25	90	20
Benton	225	2	4	0
Bolivar	1823	66	204	26
Calhoun	513	12	25	4
Carroll	315	12	45	9
Chickasaw	670	24	44	13
Choctaw	181	6	1	0
Claiborne	462	16	43	9
Clarke	581	45	75	23
Clay	589	18	17	3
Coahoma	1150	28	83	3
Copiah	1171	33	51	4
Covington	819	22	32	7
De Soto	5521	59	68	13
Forrest	2455	71	172	40
Franklin	192	3	4	1
George	765	13	34	6
Greene	366	17	38	6
Grenada	1077	36	105	20
Hancock	577	21	9	4
Harrison	3829	73	239	31
<b>Total</b>	<b>95,310</b>	<b>2,874</b>	<b>5,923</b>	<b>1,187</b>

County	Total Cases	Total Deaths	Total LTC Facility Cases	Total LTC Facility Deaths
Hinds	7063	159	428	65
Holmes	1095	58	101	20
Humphreys	376	15	21	6
Issaquena	104	3		0
Itawamba	794	21	80	16
Jackson	3456	70	77	7
Jasper	568	15	1	0
Jefferson	244	9	12	3
Jefferson Davis	339	11	3	1
Jones	2468	79	182	37
Kemper	288	15	39	9
Lafayette	2154	39	122	28
Lamar	1675	34	27	11
Lauderdale	2044	125	260	73
Lawrence	431	12	26	2
Leake	953	38	25	5
Lee	2683	68	155	30
Leflore	1395	81	190	45
Lincoln	1083	53	142	32
Lowndes	1526	58	98	33
Madison	3265	86	238	45
Marion	857	35	74	9
Marshall	1092	17	31	6
Monroe	1221	68	167	51
Montgomery	459	20	49	9
Neshoba	1559	104	115	37
Newton	767	23	38	8
Noxubee	548	16	20	4
Oktibbeha	1773	50	189	31
Panola	1463	28	13	2
Pearl River	873	53	72	20
Perry	419	18	20	7
Pike	1230	50	82	23
<b>Total</b>	<b>95,310</b>	<b>2,874</b>	<b>5,923</b>	<b>1,187</b>

County	Total Cases	Total Deaths	Total LTC Facility Cases	Total LTC Facility Deaths
Pontotoc	1259	16	17	1
Prentiss	844	17	48	3
Quitman	372	5		0
Rankin	3256	77	155	18
Scott	1173	27	21	3
Sharkey	265	13	43	8
Simpson	1025	44	105	19
Smith	531	14	54	8
Stone	370	12	47	8
Sunflower	1445	46	72	11
Tallahatchie	763	21	29	6
Tate	976	37	33	13
Tippah	665	17	6	0
Tishomingo	672	38	96	26
Tunica	483	13	13	2
Union	993	24	46	11
Walthall	598	25	67	13
Warren	1402	50	119	24
Washington	2219	72	118	23
Wayne	894	21	59	10
Webster	336	13	52	11
Wilkinson	303	18	20	5
Winston	737	19	40	11
Yalobusha	428	14	35	7
Yazoo	1055	30	68	12
<b>Total</b>	<b>95,310</b>	<b>2,874</b>	<b>5,923</b>	<b>1,187</b>

## Case Classifications

Mississippi investigates and reports both probable and confirmed cases and deaths according to the [CSTE case definition](#).

	Confirmed	Probable	Total
Cases	88,403	6,907	<b>95,310</b>
Deaths	2,651	223	<b>2,874</b>

Confirmed cases and deaths are generally determined by positive PCR tests, which detect the presence of ongoing coronavirus infection.

Probable cases are those who test positive by other testing methods such as antibody or antigen, and have recent symptoms consistent with COVID-19, indicating a recent infection.

Probable deaths are those individuals with a designation of COVID-19 as a cause of death on the death certificate, but where no confirmatory testing was performed.

## Deaths from COVID-19 and Other Causes

This table of death counts compares COVID-19 deaths in Mississippi by week with deaths from other major causes, including contributing and underlying causes.

► [Mississippi Provisional Deaths Counts by Week](#)

Updated weekly

## K-12 School Report by County

Mississippi K-12 schools make weekly reports of cases among students, teachers and staff, number of outbreaks, and teachers and students under quarantine as a result of COVID-19 exposure. These reports are then summarized by county.

*Note:* An outbreak in a school setting is defined as 3 or more individuals diagnosed with COVID-19 in the same group within a 14-day period.

These cases have been directly reported to MSDH by each school, and may not yet have appeared in our state and county totals of cases reported by laboratories.

► [K-12 school cases, outbreaks and exposure totals by county](#)

Updated weekly

## Long-Term Care Facility Cases and Outbreaks

Long-term care (LTC) facilities like nursing homes are considered high risk locations because their residents are older or in poor health. A single confirmed COVID-19 infection in an LTC facility resident, or more than one infection in employees or staff in a 14-day period constitutes an outbreak. Residential care facilities also represent group living facilities where COVID-19 can be easily spread. We investigate residents, staff and close contacts of infected individuals for possible exposure.

**These outbreak figures are reported directly to MSDH by the facility.** Many of the cases and deaths reported by facilities may not yet be included in our totals of lab-reported cases.

► [Mississippi COVID-19 cases and deaths in long-term care facilities](#) PDF

Long-term care facilities include nursing homes, personal care homes, assisted living homes, and intermediate care facilities for individuals with intellectual disability (ICF-IID)

► [Mississippi COVID-19 cases and deaths in residential care facilities](#) PDF

Residential care facilities include psychiatric or chemical dependency residential treatment centers and long-term acute care facilities.

## Ongoing Outbreaks

This weekly table of ongoing outbreaks lists all facilities that have reported a current, active outbreak of COVID-19. The reported totals are for cases and deaths associated with the current outbreak only.

**Note:** The cases and deaths in this document have been reported to us directly by the facilities, and may not have appeared yet in our county totals, which are based on reports from testing laboratories.

► [Mississippi long-term care facilities with active COVID-19 outbreaks](#)

Current and past listings

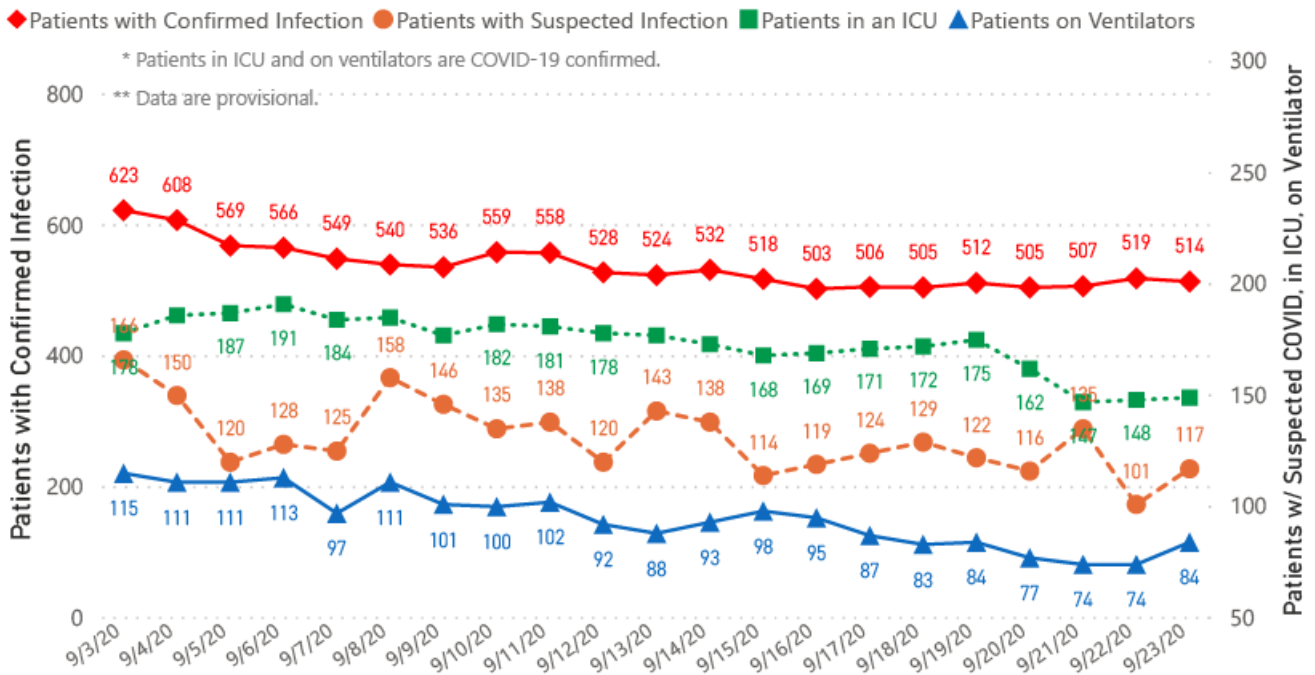
# Mississippi COVID-19 Data Charts and Map

All data reports below are updated as they become available.

## Hospitalizations and Bed Availability

- ▶ [Interactive chart of hospitalizations by date](#)
- ▶ [Interactive chart of local and state hospital bed availability](#)

### COVID-19 Hospitalizations Reported by MS Hospitals, 9/3/20-9/23/20 \*\*, \*\*



## Daily Statewide Data Charts

Our state case map and other data charts are also available in interactive form.

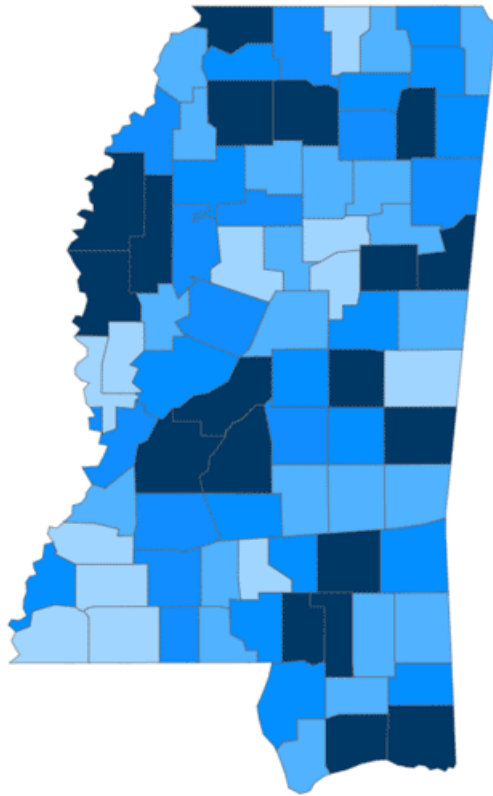
- ▶ [View interactive map](#)
- ▶ [View interactive epidemiological trend and syndromic surveillance](#)

The charts below are based on available data at the time of publication. Charts do **not** include cases where insufficient details of the case are known.



Mississippi COVID-19  
Cases and Deaths by Race with Ethnicity  
as of 6 pm CT, September 23, 2020

Total Cases  
**94,573**



● 1051 to 4000 ● 1 to 350 ● 351 to 700 ● 701 to 1050 ● >1400

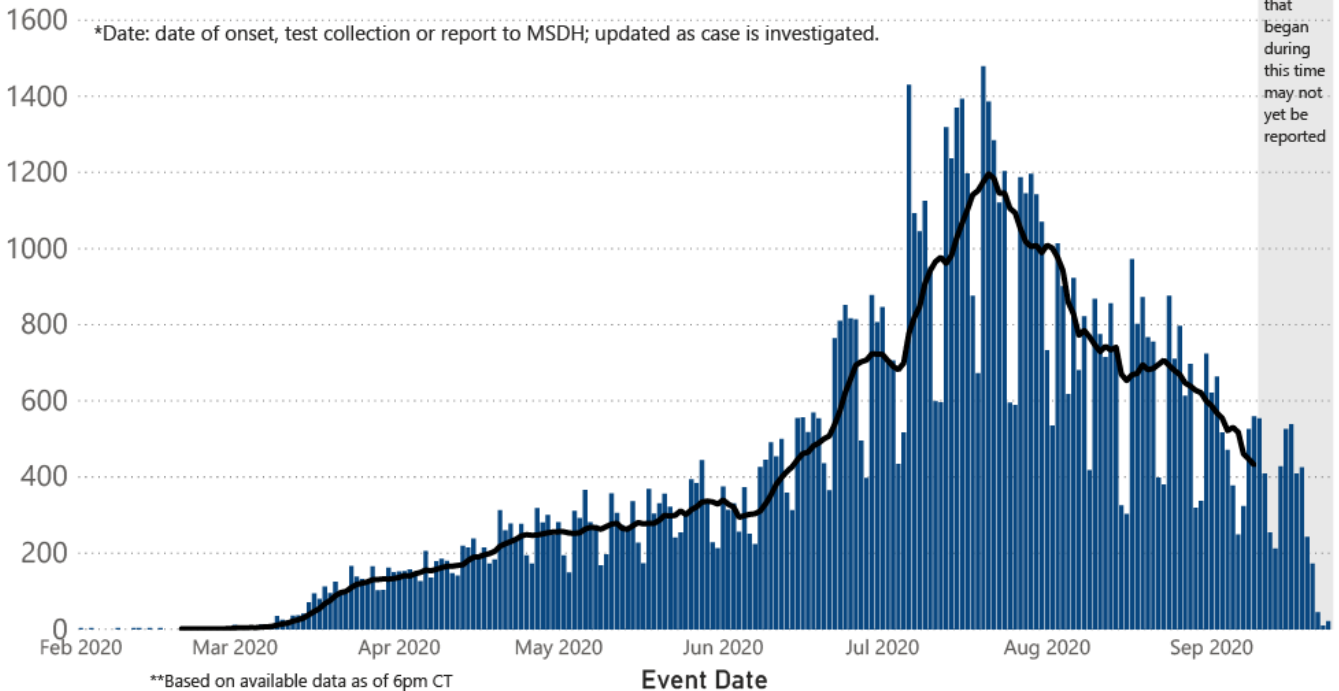
	American Indian or Alaska Native	Asian	Black	White	Other	Unknown
Non Hispanic	489	263	29,901	25,880	1,037	418
Hispanic	17	11	119	824	1,679	122
Unknown Ethnicity	783	74	7,412	7,385	4,579	13,580

Total Deaths  
**2,870**

	American Indian or Alaska Native	Asian	Black	White	Other	Unknown
Non Hispanic	65	3	1,192	1,155	14	2
Hispanic	1	0	4	19	13	1
Unknown Ethnicity	19	3	134	164	23	58

COVID-19 Cases by Date\* through September 23, 2020\*\*, Mississippi

● Cases — 7 Day Average

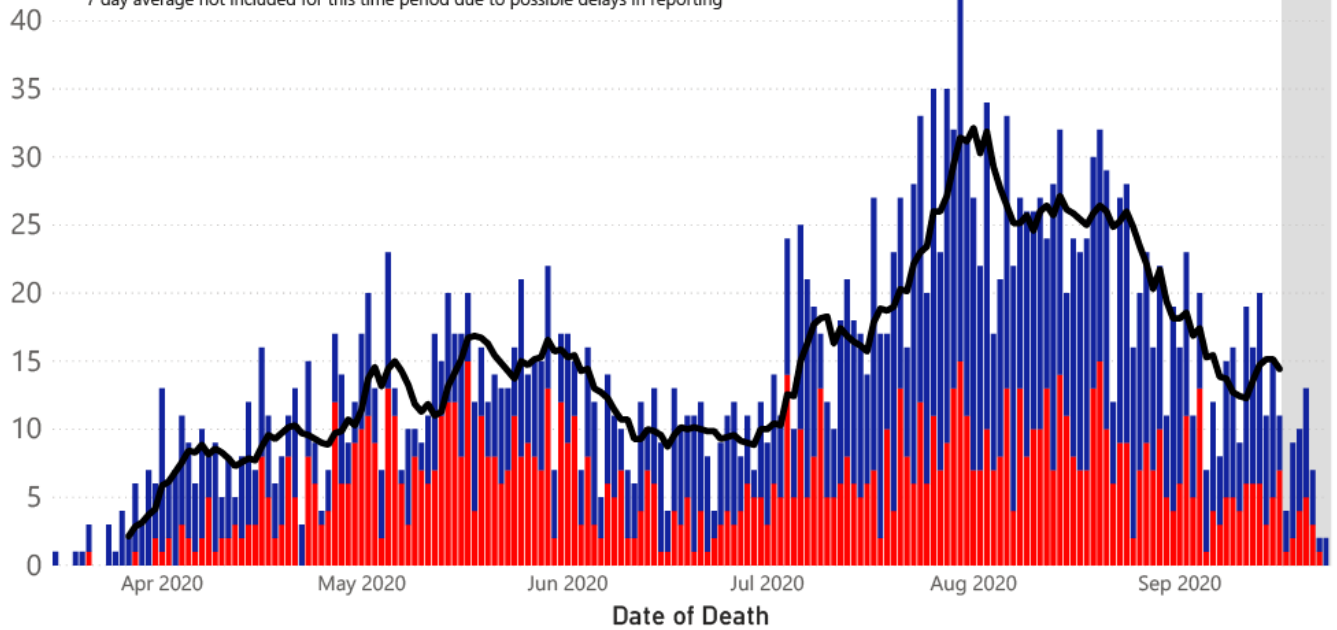


**Note:** Values up to two weeks in the past on the chart of Cases by Date above can change as we update it with new information from disease investigation.

## COVID-19 LTCF\* and Non-LTCF Deaths by Date of Death through September 23, 2020\*\*, Mississippi

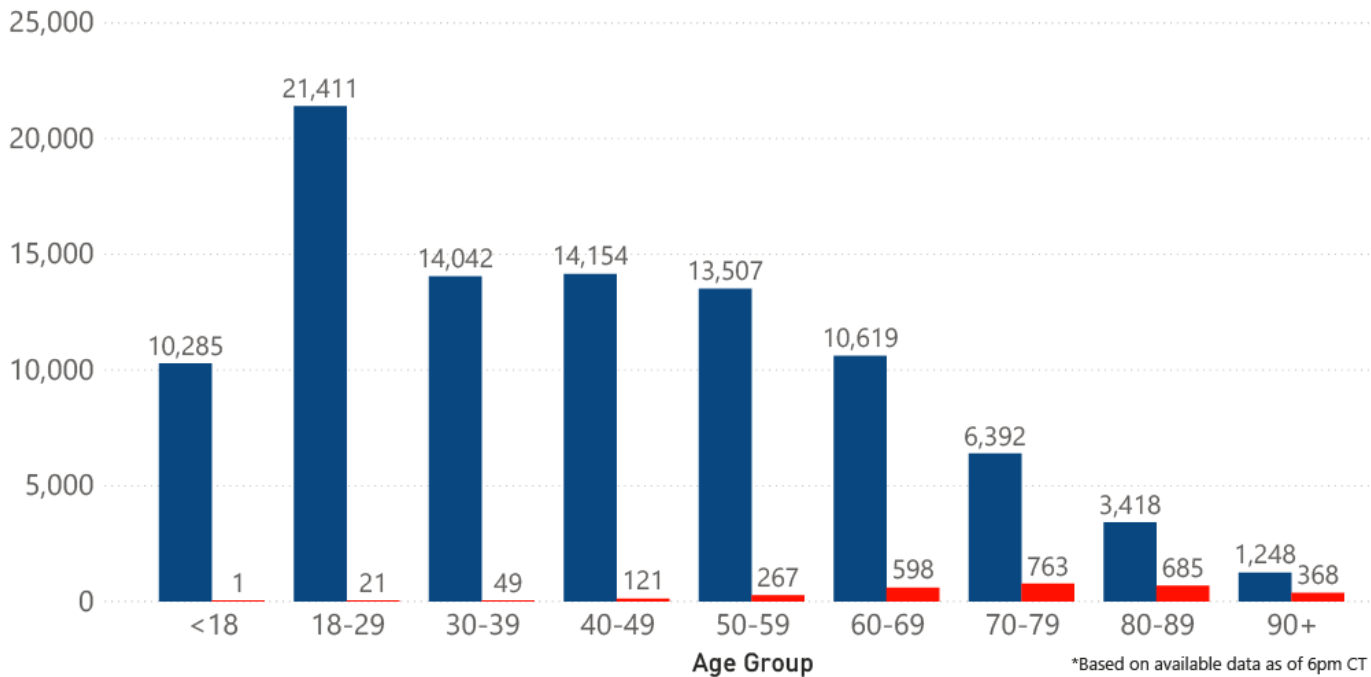
● Resident of LTCF Deaths ● Non-Resident of LTCF Deaths — 7 Day Average

45 \*LTCF is Long Term Care Facility and includes Nursing Homes, ICF-IID, Assisted Living, and Personal Care Homes  
 \*\*based on available data as of 6pm CT  
 \*\*\*7 day average not included for this time period due to possible delays in reporting

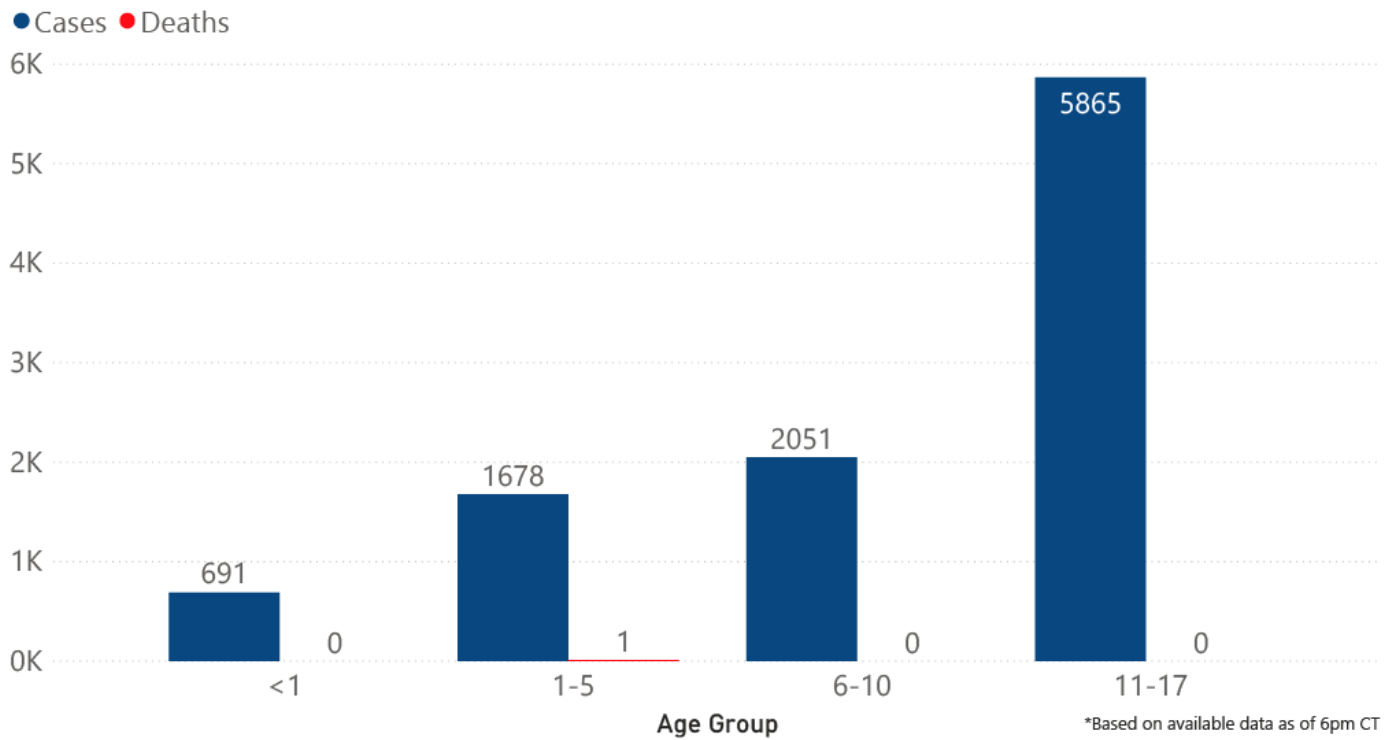


## COVID-19 Cases and Deaths by Age Group through September 23, 2020\*, Mississippi

● Cases ● Deaths



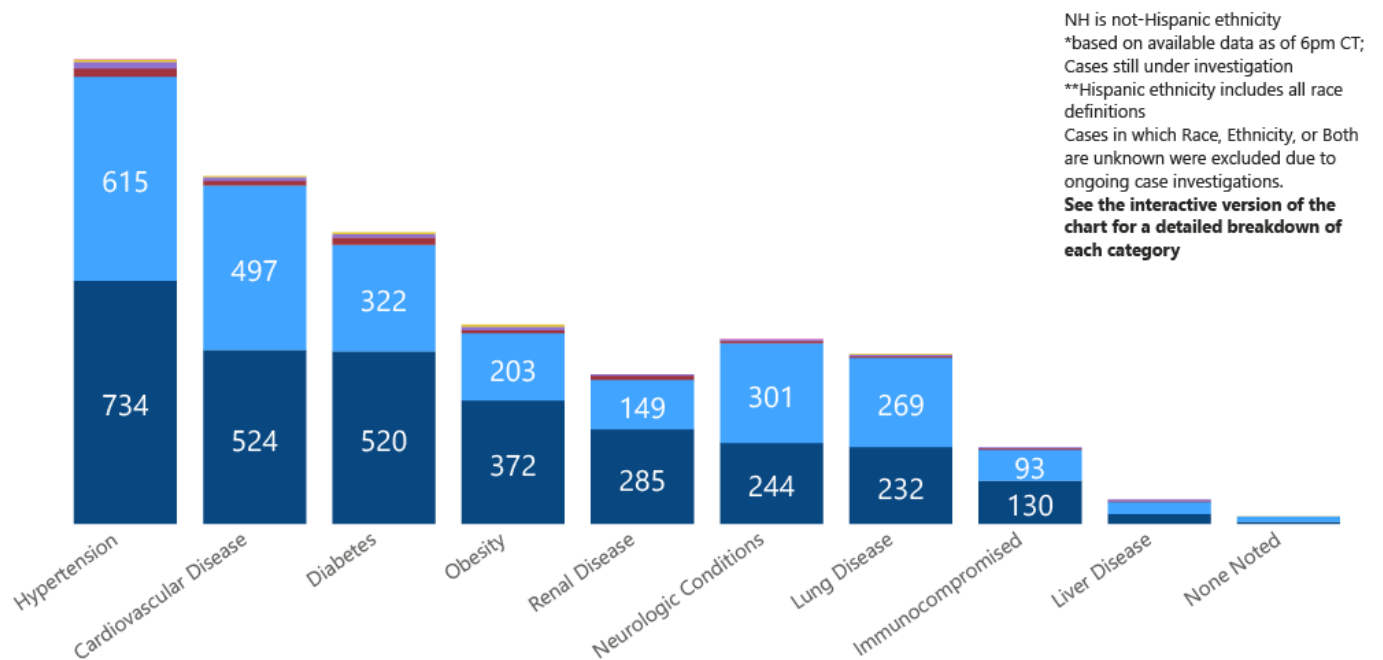
## COVID-19 Pediatric Cases and Deaths by Age Group through September 23, 2020\*, Mississippi



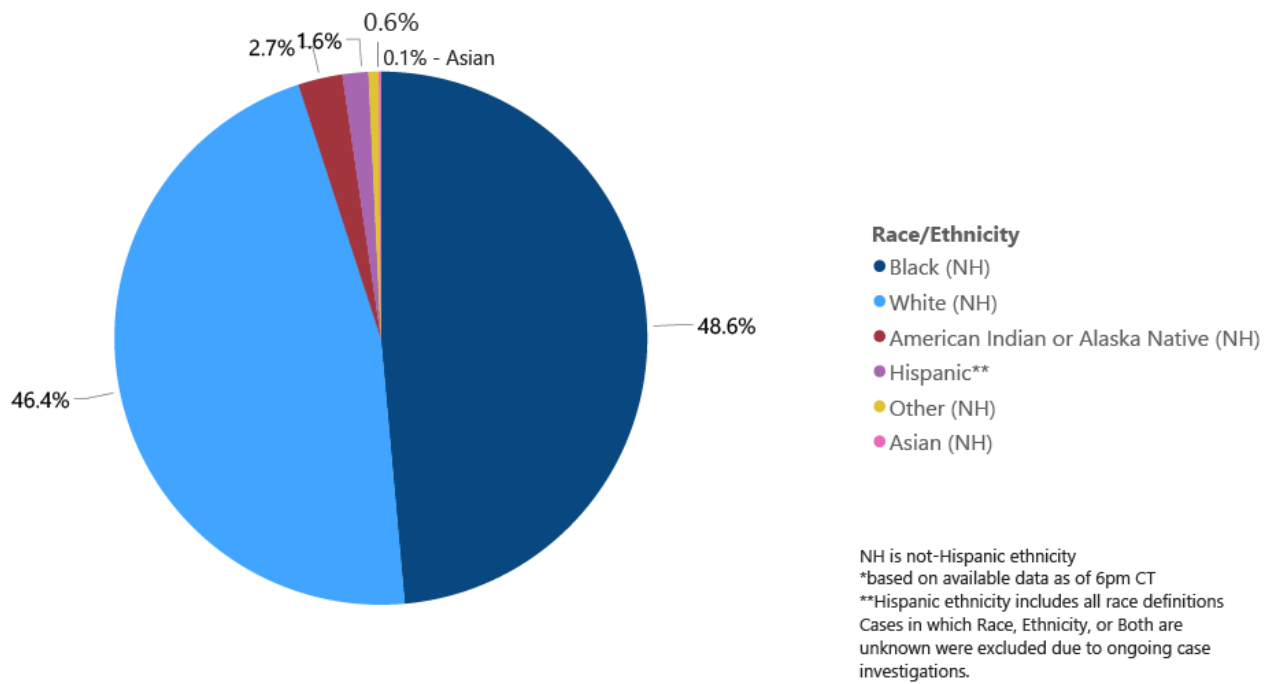
## Weekly Statewide Data Summaries

### COVID-19 Underlying Conditions in Deaths by Race/Ethnicity through September 20, 2020\*, Mississippi

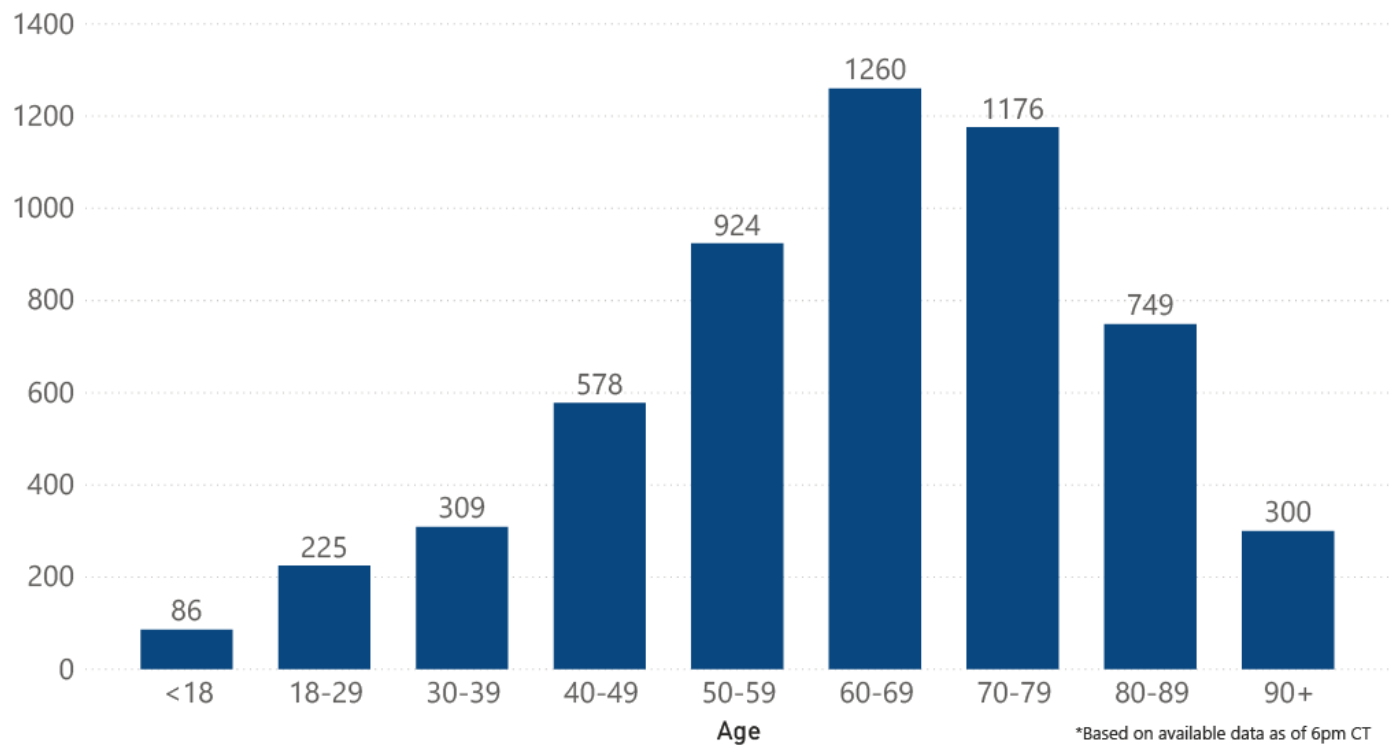
Race/Ethnicity ● Black (NH) ● White (NH) ● American Indian or Alaska Native (NH) ● Hispanic\*\* ● Other (NH) ● Asian (NH)



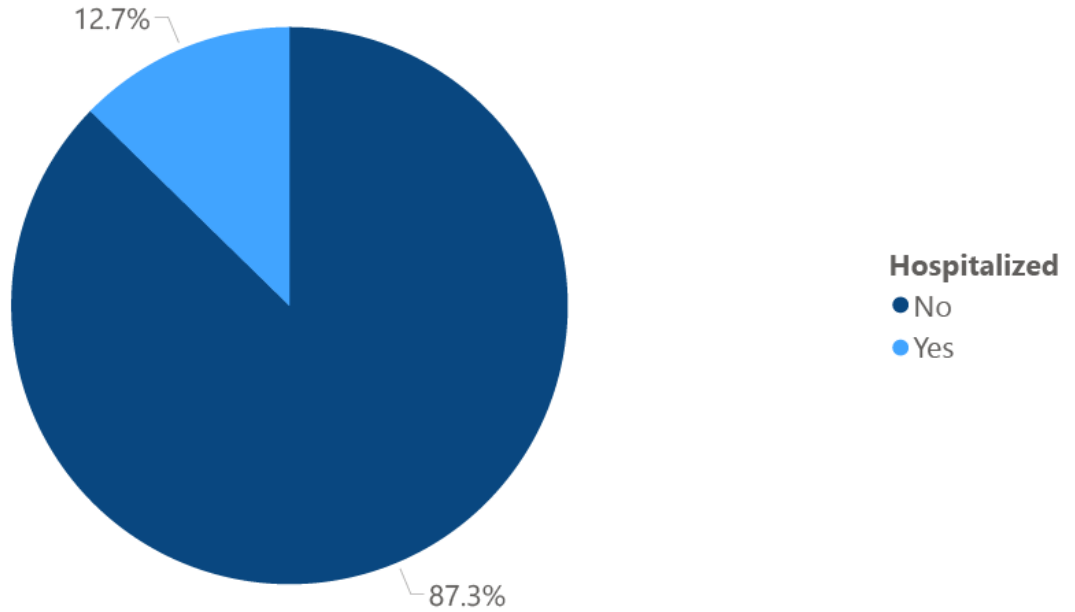
## COVID-19 Deaths by Race/Ethnicity through September 20, 2020\*, Mississippi



## COVID-19 Hospitalized Cases by Age through September 20, 2020\*, Mississippi



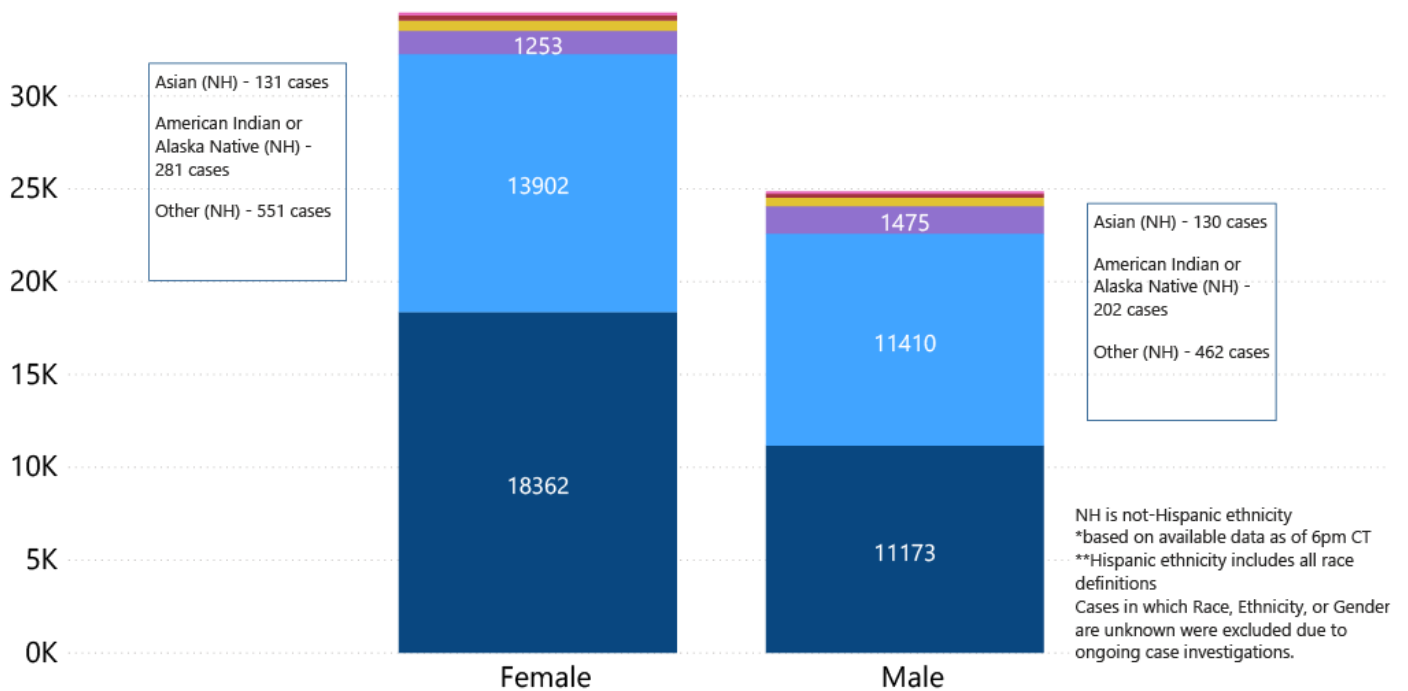
## COVID-19 Cumulative Hospitalizations- Investigated Cases September 20, 2020 \*



\* Cases in which hospitalization is unknown were excluded due to ongoing case investigations; based on available data as of 6 pm CT

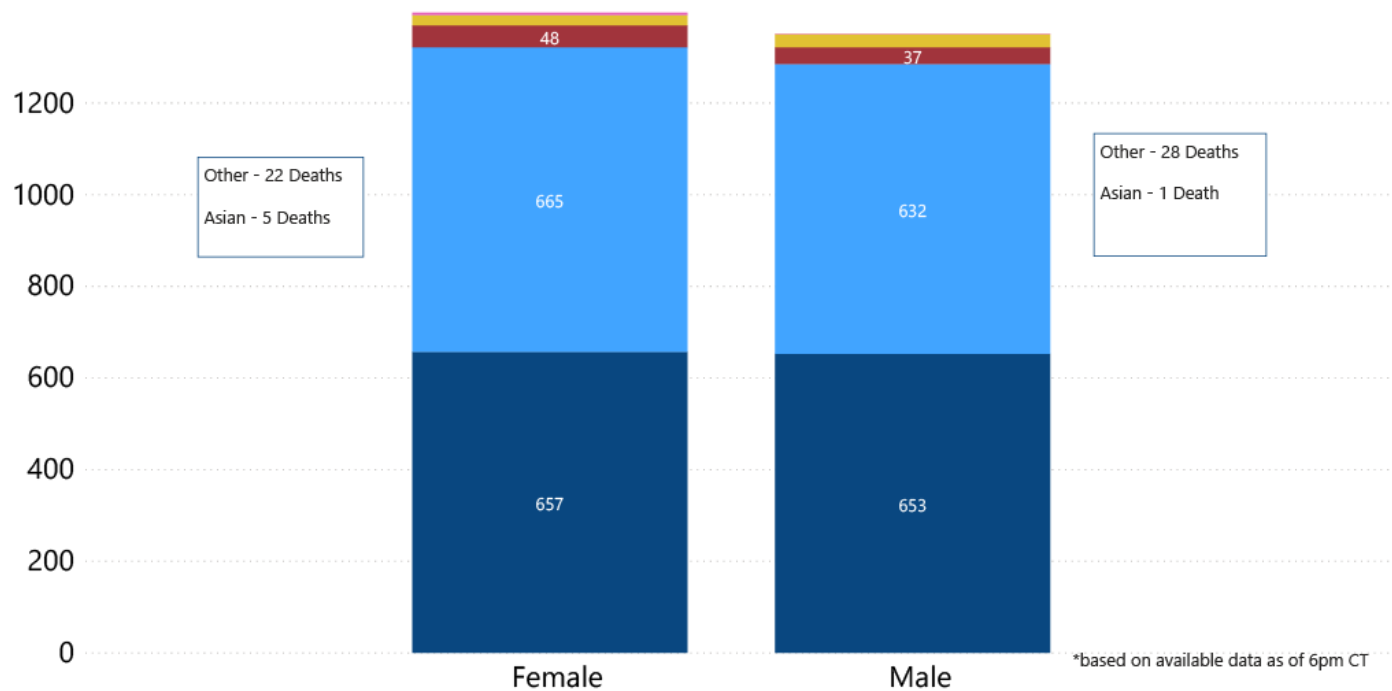
## COVID-19 Cases by Race/Ethnicity and Gender through September 20, 2020\*, Mississippi

**Race/Ethnicity** ● Black (NH) ● White (NH) ● Hispanic\*\* ● Other (NH) ● American Indian or Alaska Native (NH) ● Asian (NH)

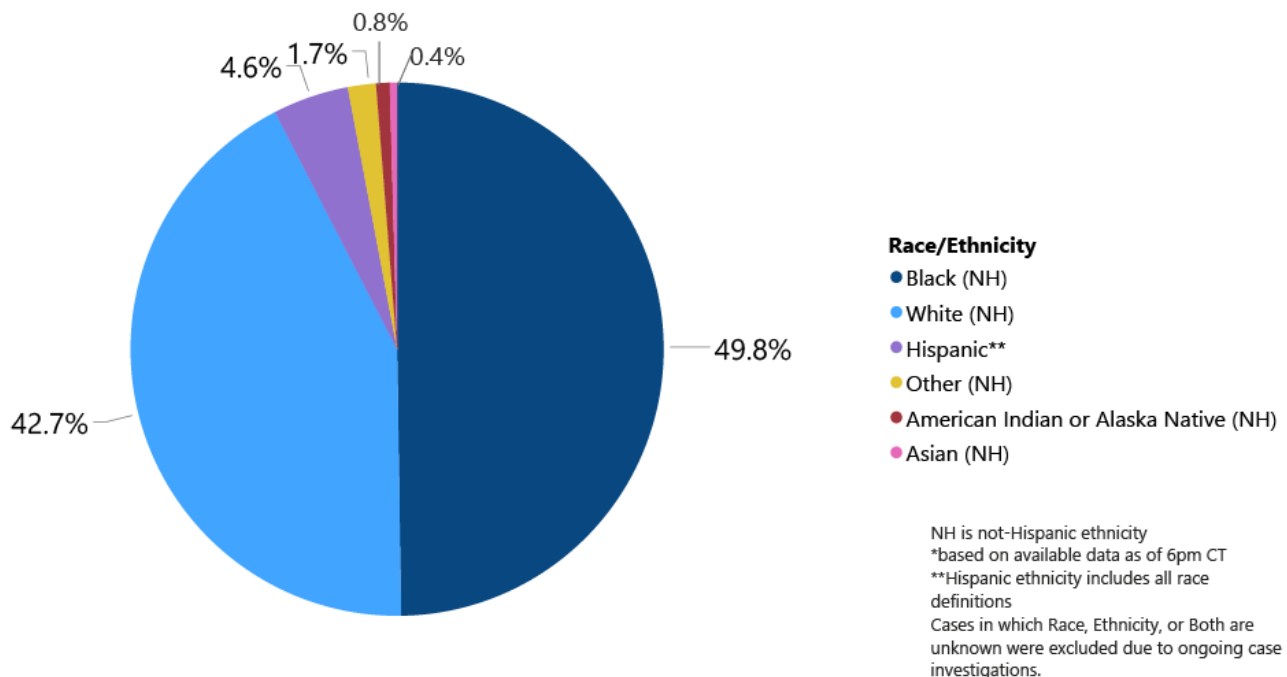


## COVID-19 Deaths by Race and Gender through September 20, 2020\*, Mississippi

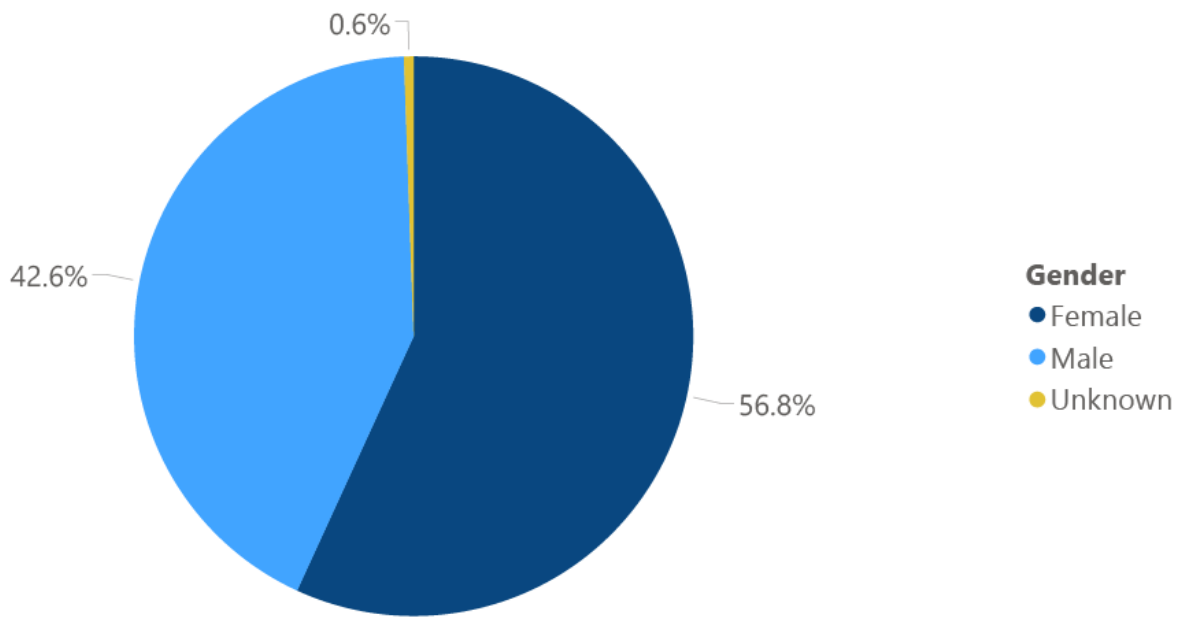
**Race** ● Black ● White ● American Indian or Alaska Native ● Other ● Asian



## COVID-19 Cases by Race/Ethnicity through September 20, 2020\*, Mississippi



**COVID-19 Cases by Gender through September 20, 2020\*, Mississippi**

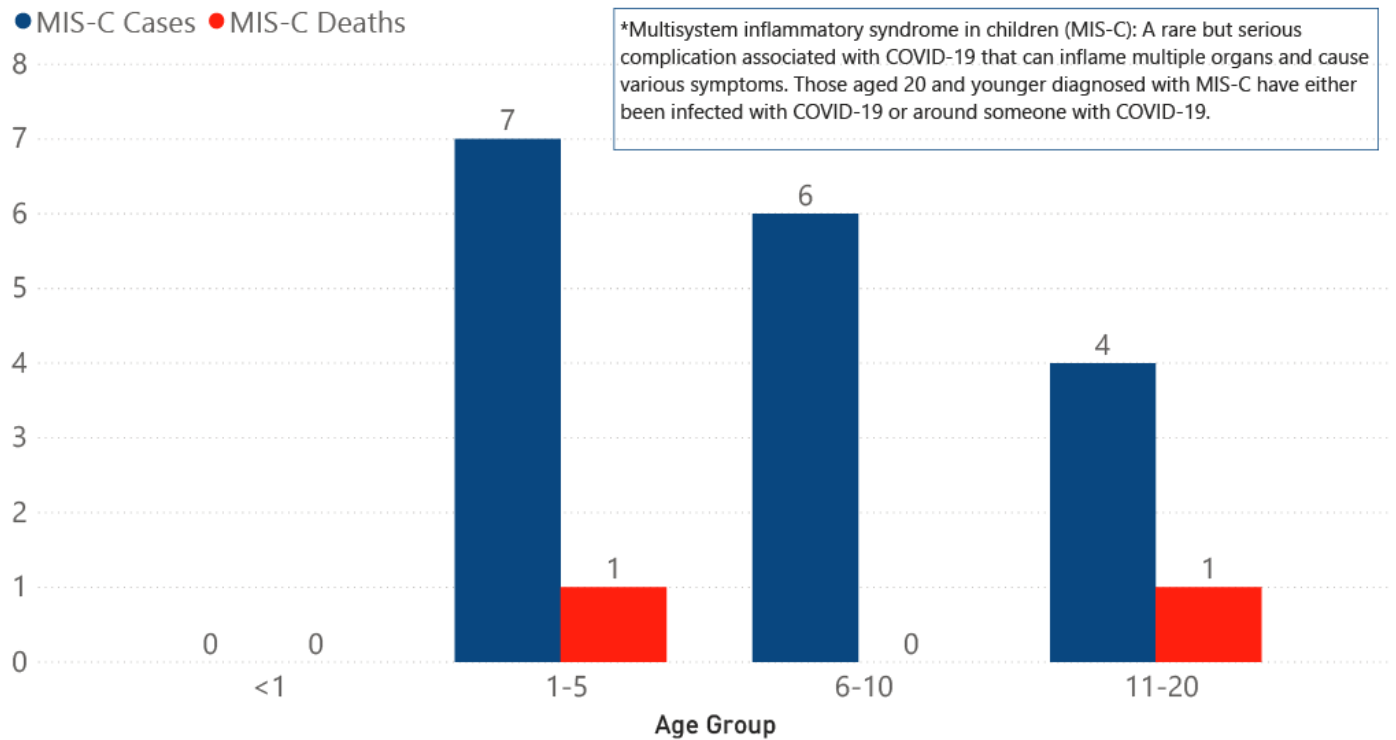


\*Based on available data as of 6pm CT

**Weekly Pediatric MIS-C Cases and Deaths**

[Multisystem inflammatory syndrome in children \(MIS-C\)](#) is a rare but serious condition associated with COVID-19 that causes inflammation in many body parts, including the heart and other vital organs.

**MIS-C\* Cases and Deaths by Age Group through September 20, 2020, Mississippi**



## Weekly High Case and High Incidence Counties

Tracking counties with recent high numbers of COVID-19 cases, adjusted for population, provides insight on where local outbreaks are most serious, and where protective measures should be increased. For more accurate reporting, these weekly charts include sample collection dates only up to seven days in the past to allow for case investigation and delays in lab test reports.

Cases counts in these charts is based on the date of illness onset. If the date of illness is not known, the date the test sample was taken, or the date of test result reporting is used instead. Counts are adjusted as cases are investigated.

Counties are ranked by highest weekly case counts, and by weekly incidence (cases proportional to population). A separate table ranking all counties is also available. **All tables updated weekly.**

► [Full tables of counties ranked by weekly incidence and cases](#) PDF

COVID-19 High Incidence MS Counties Over 1 Week Period (September 7- September 13, 2020*)					
County	Cases (September 7-September 13)	Cases per 100,000 (September 7-September 13)	Cases to Date	Cases per 100,000 Total	Percent Change
LAFAYETTE	130	240.7	2092	3872.7	7%
TALLAHATCHIE	33	239.0	757	5481.9	5%
PRENTISS	57	226.9	815	3243.7	8%
CLAY	42	217.4	581	3007.9	8%
ITAWAMBA	50	213.8	770	3292.0	7%
QUITMAN	14	206.1	375	5521.2	4%
COVINGTON	35	187.8	809	4341.1	5%
COAHOMA	40	180.8	1128	5098.5	4%
TISHOMINGO	34	175.4	661	3410.2	5%
MONTGOMERY	17	173.9	455	4654.7	4%
SUNFLOWER	38	151.3	1421	5659.1	3%
GRENADA	31	149.3	1062	5116.1	3%

\*based on available data as of 6pm CT  
 Cases based on test date. Cases without test date excluded due to ongoing investigations.  
 Table will be updated weekly. A one week lag is used for reporting.



## COVID-19 High Case MS Counties Over 1 Week Period (September 7-September 13, 2020\*)

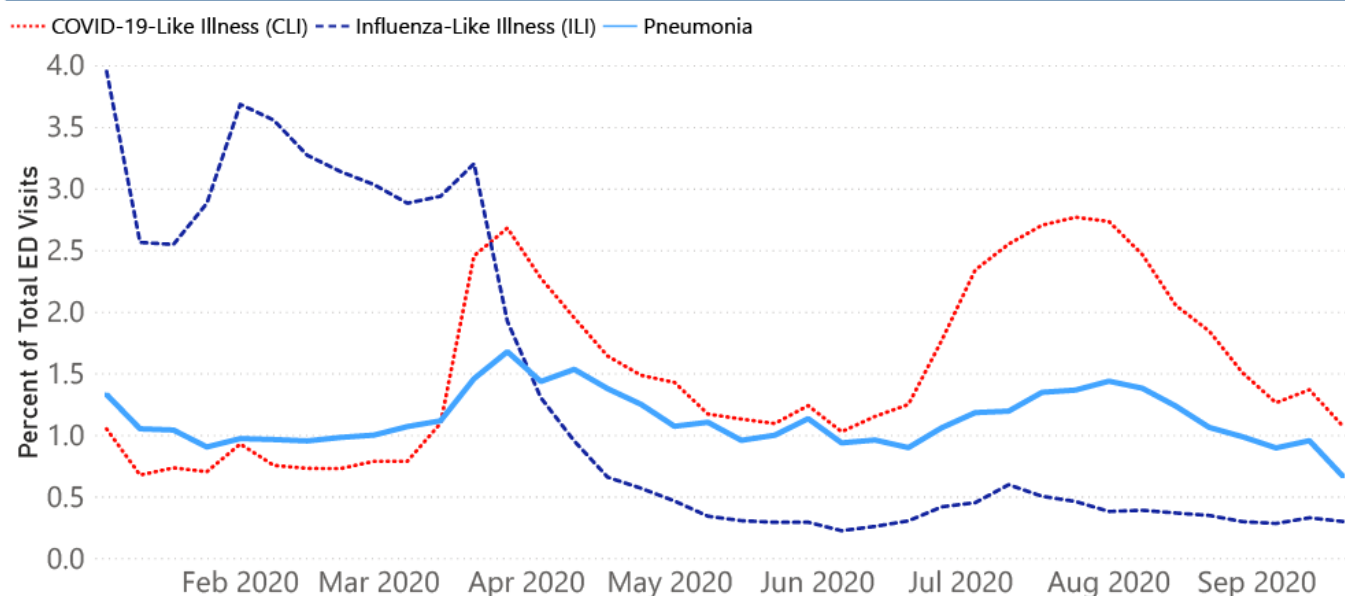
County	Cases (September 7-September 13)	Cases per 100,000 (September 7-September 13)	Cases to Date	Cases per 100,000 Total	Percent Change
DESOTO	261	141.1	5425	2933.3	5%
HINDS	135	58.2	6979	3010.3	2%
LAFAYETTE	130	240.7	2092	3872.7	7%
JACKSON	123	85.6	3399	2366.7	4%
LEE	110	128.8	2610	3054.9	4%
HARRISON	100	48.1	3743	1798.8	3%
LAUDERDALE	81	109.3	2007	2707.6	4%
RANKIN	77	49.6	3193	2056.4	2%
JONES	76	111.6	2427	3564.0	3%
MADISON	67	63.0	3212	3022.4	2%
OKTIBBEHA	67	135.1	1754	3537.2	4%
PRENTISS	57	226.9	815	3243.7	8%

\*based on available data as of 6pm CT  
 Cases based on test date. Cases without test date excluded due to ongoing investigations.  
 Table will be updated weekly. A one week lag is used for reporting.

## Syndromic Surveillance

Emergency department visits by those with symptoms characteristic of COVID-19, influenza and pneumonia, updated weekly.

### Percentage of Emergency Department and Clinic visits for CLI, ILI, and Pneumonia Cases Weekly Statewide Summary, January 4, 2020 - September 19, 2020



\*The graph represents syndromic surveillance data from emergency department visits, reported electronically by hospitals throughout the state, that are consistent with COVID-19-Like Illness (CLI), Influenza-Like Illness (ILI), and Pneumonia. Based on available data as of 6pm CT. Graph will be updated weekly.

## Estimated Recoveries

Presumed COVID-19 cases recovered, estimated weekly (does not include cases still under investigation).

## COVID-19 Presumed Recovered Cases through September 20, 2020, Mississippi

# 85,327

## Presumed Recovered\*

\*Reflects Provisional Estimates. Presumed Recovered if:

- 1) It has been 14 days or more since the case tested positive, if they were not hospitalized
- 2) It has been 21 days or more since the case tested positive, if they were hospitalized or hospitalization was unknown.

All deaths excluded. Presumed recovered counts will be updated weekly.

## U.S. and World Cases

- ▶ [COVID-19 cases in the United States \(CDC\)](#)
- ▶ [U.S. COVID-19 Tracker \(CDC\)](#)
- ▶ [COVID-19 Global Case Map \(Johns Hopkins University\)](#)

## COVID-19 Testing

### Statewide Combined Testing as of September 23

COVID-19 testing providers around the state include commercial laboratories as well as hospital labs. Combined with testing done by the MSDH Public Health Laboratory, the figures provide a complete picture of all Mississippi testing.

**PCR** testing detects current, active COVID-19 infection in an individual.

**Antibody** (serology) testing identifies individuals with past COVID-19 infection based on antibodies they develop one to three weeks after infection.

**Antigen** testing is another way to identify current COVID-19 infection.

	Total tests	PCR	Antibody	Antigen
MSDH Public Health Laboratory	109,134	107,894	1,240	0
Other testing providers	697,317	606,958	36,681	53,678

Total tests for COVID-19 statewide	<b>806,451</b>	<b>714,852</b>	<b>37,921</b>	<b>53,678</b>
------------------------------------	----------------	----------------	---------------	---------------

## MSDH Individuals Tested as of September 23

MSDH Public Health Laboratory (MPHL) testing totals as of 3 p.m. These totals are for tests performed at the MPHL only.

- Total individuals tested by the MPHL: **80,163**
- Total positive individuals from MPHL tests: **8,696**

## Getting Tested for COVID-19

The MSDH Public Health Laboratory, its partners, and private providers are testing statewide for COVID-19.

Anyone with symptoms of fever, severe cough or severe chest pains – especially those who are older or in poor health – should make arrangements for testing with their doctor or one of the many healthcare providers now performing testing. Healthcare providers can assess your health history and symptoms, and perform testing for COVID-19 as needed. MSDH is also helping conduct free drive-up testing sites in many parts of the state. **Always call ahead to the testing provider for instructions on safely being examined before you visit for your test.**

- ▶ [Find a COVID-19 testing provider near you](#)

## Prevention and Guidance for Individuals and the Community

- ▶ [Preventive steps to take, recommendations, guidance and general information on COVID-19](#)

Our free newsletter includes monthly disease updates:



Last reviewed on Mar 5,  
2020

[error on this](#)

[email page](#)

[print](#)

### *Related resources*

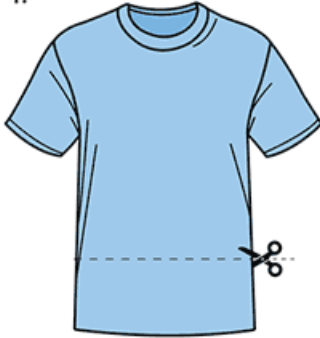
- ▶ **[IT IS REAL: COVID-19 as Told by Survivors](#)**
- ▶ **[Local COVID-19 Testing Providers](#)**
- ▶ **[COVID-19 Guidance and Prevention for Individuals and the Community](#)**  
Updated September 14, 2020

### *More topics*

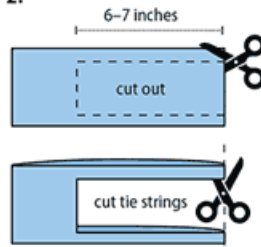
- ▶ [\[ Espanol, Tieng Viet, ASL \]](#)
- ▶ [County Data](#)
- ▶ [Diagnostic Testing EUA](#)
- ▶ [Handouts and Posters](#)
- ▶ [Healthcare Professionals](#)
- ▶ [Interactive Map and Charts](#)
- ▶ [Long-Term Care Outbreaks](#)
- ▶ [Prevention and Safety Guidance](#)
- ▶ [School Cases and Outbreaks](#)
- ▶ [Testing for COVID-19](#)

# Make your own face covering

1.

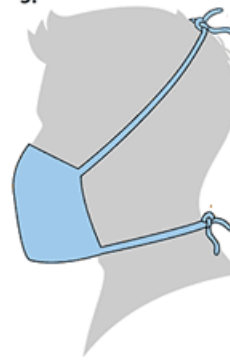


2.



[FIND OUT MORE](#)

3.



## AGENCY

[About Us](#)

[Administration](#)

[Board of Health](#)

[County Offices](#)

[Institutional Review](#)

[Jobs](#)

[Locations](#)

[Public Health Laboratory](#)

[RFPs/Grants](#)

[More »](#)

[Intranet](#)

[OHIT+ER Service Center](#)

[Webmail](#)

## INFORMATION

[Apps](#)

[Calendar of Events](#)

[Contact Us](#)

[Meetings](#)

[Health Resources](#)

[Hotlines](#)

[Locations](#)

[News](#)

[Newsletter](#)

[Phone Numbers](#)

[Español](#)

## I NEED A ...

[Birth Certificate](#)

[Certificate of Need](#)

[Children's Health Insurance](#)

[Complaint Form](#)

Criminal History Check  
Death Certificate  
Divorce Record  
Food Permit  
Immunization Record  
J-1 Visa  
License Verification  
Marriage Record  
Professional License  
Public Records Request  
Wastewater Application

#### **PUBLICATIONS**

Annual Report  
CON Weekly Reports  
Health Facilities Directory  
Mississippi Morbidity Reports  
Public Health Report  
State Health Plan  
Strategic Plan  
*More »*

Mississippi State Department of Health • 570 East Woodrow Wilson Dr • Jackson, MS 39216 • 866-HLTHY4U • Contact and information

