



## Coronavirus Disease 2019 (COVID-19)

Updated September 29, 2020

The national Centers for Disease Control and Prevention (CDC) and the Mississippi State Department of Health continue to closely monitor the outbreak of respiratory illnesses caused by the novel (new) coronavirus COVID-19, and are working to limit the spread of cases nationally and in Mississippi.

Mississippi Coronavirus Hotline (7 days a week, 7 a.m.–7 p.m.): **877-978-6453**

## General Information

- ▶ [COVID-19 and You: Video Q & A with State Health Officer Dr. Thomas Dobbs](#)
- ▶ [COVID-19 overview, questions and answers](#)
- ▶ [Guidance, prevention and testing](#)
- ▶ [Handouts: Basic disease prevention, handwashing and more](#)
- ▶ [ASL, Spanish and Vietnamese materials](#)

**Face coverings are required** by order of the Governor for all Mississippians in schools, businesses and indoor public spaces, and in outdoor public spaces where consistent social distancing is not possible. [Details and exceptions \(extended until September 30\) »](#)

**Home isolation is mandatory if you have tested positive for COVID-19** by [order of the State Health Officer](#). (If you are awaiting results of routine testing *not* related to exposure, you may [return to work](#) and follow the safety guidance of your employer.) If you have been in contact with someone who has COVID-19, quarantine is also important to protect others. [Find out more »](#)

## Healthcare Professionals

Guidance and more →

- ▶ [MSDH guidance](#)
- ▶ [Electronic reporting](#)
- ▶ [Specimens](#)
- ▶ [Lab dropoff](#)
- ▶ [CDC guidance](#)
- ▶ [MS-HAN Alerts](#)

[ALL HEALTHCARE](#)

## Current Cases and Statistics

County and state data →

- ▶ [Today's update](#)
- ▶ [County data reports](#)
- ▶ [State data charts](#)
- ▶ [Schools and LTC facilities](#)
- ▶ [Lab testing](#)
- ▶ [Recoveries](#)

---

**ALL STATISTICS**

## Guidance, Testing and Prevention

Personal and community →

- ▶ [Getting tested](#)
- ▶ [Personal protection](#)
- ▶ [Gatherings and events](#)
- ▶ [Business and community](#)
- ▶ [School guidelines](#)
- ▶ [State agencies](#)

---

**ALL GUIDANCE**

## New Cases and Deaths as of September 28

### NEW CASES

**589**

New COVID-19 positive test results reported to MSDH as of 6 p.m. yesterday.

### NEW DEATHS

**36**

New COVID-19 related deaths reported to MSDH as of 6 p.m. yesterday. 21 deaths occurred between September 20 and September 28 in the counties below.

County	Total
Bolivar	2
Clarke	2
Desoto	1
Jones	1
Lauderdale	1
Lawrence	1
Lee	1
Madison	1
Marion	1
Marshall	1
Perry	1
Pike	2
Prentiss	1
Sharkey	1
Simpson	1
Stone	1
Tallahatchie	1
Tippah	1

15 COVID-19 related deaths occurred between July 31 and September 25, identified from death certificate reports.

County	Total
Bolivar	2
Coahoma	1
Desoto	1
Hinds	1
Holmes	1
Marshall	3

County	Total
Perry	1
Tallahatchie	2
Washington	2
Yazoo	1

## LTC OUTBREAKS

125

Current outbreaks in long-term care facilities only. (See [LTC facility outbreak definition](#).)

**About our case counts:** We currently update our case totals each day based on test results from the previous day. Outside laboratories also report positive test results to us, which are included in our totals. Repeated tests for the same individual are counted only once. County case numbers and deaths may change as investigation finds new or additional information.

## County COVID-19 Data

### Race and Ethnicity

- ▶ [Total COVID-19 cases and deaths by county, race and ethnicity](#) PDF  
Current and past data tables, updated daily

### Data Snapshots for Individual Counties

- ▶ [Weekly COVID-19 snapshots for each Mississippi county](#)

### High Cases and Incidence

- ▶ [Mississippi counties ranked by weekly cases and incidence](#)

### Cumulative Cases and Deaths by County

Totals of all reported COVID-19 cases for 2020, including those in long-term care (LTC) facilities.

**The numbers in this table are provisional.** County case numbers and deaths may change as investigation finds new or additional information. The data provided below is the most current available.

County	Total Cases	Total Deaths	Total LTC Facility Cases	Total LTC Facility Deaths
<a href="#">Adams</a>	945	37	48	13
<a href="#">Alcorn</a>	832	11	18	2
<a href="#">Amite</a>	342	10	15	2
<b>Total</b>	<b>97,638</b>	<b>2,957</b>	<b>6,058</b>	<b>1,210</b>

County	Total Cases	Total Deaths	Total LTC Facility Cases	Total LTC Facility Deaths
Attala	672	25	90	20
Benton	233	3	4	0
Bolivar	1857	70	208	28
Calhoun	527	12	25	4
Carroll	323	12	45	9
Chickasaw	692	24	44	13
Choctaw	187	6	1	0
Claiborne	465	16	43	9
Clarke	610	48	83	25
Clay	599	18	19	3
Coahoma	1167	30	84	4
Copiah	1199	33	55	4
Covington	830	23	33	8
De Soto	5678	63	68	13
Forrest	2524	76	174	41
Franklin	197	3	4	1
George	784	13	34	6
Greene	389	17	38	6
Grenada	1098	36	108	20
Hancock	595	22	14	4
Harrison	3917	74	240	31
Hinds	7179	161	434	65
Holmes	1100	60	101	20
Humphreys	377	15	21	6
Issaquena	105	3	0	0
Itawamba	850	21	84	16
Jackson	3553	70	77	7
Jasper	581	15	1	0
Jefferson	242	9	12	3
Jefferson Davis	346	11	3	1
Jones	2515	80	183	37
Kemper	291	15	39	9
Lafayette	2208	40	123	28
<b>Total</b>	<b>97,638</b>	<b>2,957</b>	<b>6,058</b>	<b>1,210</b>

County	Total Cases	Total Deaths	Total LTC Facility Cases	Total LTC Facility Deaths
Lamar	1743	36	28	11
Lauderdale	2077	126	260	73
Lawrence	437	14	26	2
Leake	963	38	25	5
Lee	2804	71	166	32
Leflore	1426	81	191	45
Lincoln	1123	53	142	32
Lowndes	1598	58	98	33
Madison	3331	90	238	45
Marion	871	36	85	11
Marshall	1118	21	31	6
Monroe	1246	69	169	51
Montgomery	469	20	49	9
Neshoba	1597	104	115	37
Newton	778	24	39	8
Noxubee	558	16	20	4
Oktibbeha	1811	52	189	31
Panola	1512	31	15	3
Pearl River	909	53	71	20
Perry	428	21	19	7
Pike	1249	53	97	27
Pontotoc	1293	16	17	1
Prentiss	879	18	48	3
Quitman	387	5	0	0
Rankin	3346	79	173	21
Scott	1177	27	21	3
Sharkey	266	14	43	8
Simpson	1050	47	107	19
Smith	545	15	54	8
Stone	379	13	47	8
Sunflower	1485	46	77	11
Tallahatchie	777	24	29	7
Tate	1012	38	40	13
<b>Total</b>	<b>97,638</b>	<b>2,957</b>	<b>6,058</b>	<b>1,210</b>

County	Total Cases	Total Deaths	Total LTC Facility Cases	Total LTC Facility Deaths
Tippah	687	18	13	0
Tishomingo	703	38	96	26
Tunica	499	15	15	2
Union	1002	24	46	11
Walthall	604	26	67	13
Warren	1415	50	119	24
Washington	2263	79	123	26
Wayne	912	21	59	10
Webster	339	13	52	11
Wilkinson	307	18	20	5
Winston	746	19	40	11
Yalobusha	442	14	35	7
Yazoo	1066	31	71	12
<b>Total</b>	<b>97,638</b>	<b>2,957</b>	<b>6,058</b>	<b>1,210</b>

## Case Classifications

Mississippi investigates and reports both probable and confirmed cases and deaths according to the [CSTE case definition](#).

	Confirmed	Probable	Total
Cases	90,082	7,556	<b>97,638</b>
Deaths	2,722	235	<b>2,957</b>

Confirmed cases and deaths are generally determined by positive PCR tests, which detect the presence of ongoing coronavirus infection.

Probable cases are those who test positive by other testing methods such as antibody or antigen, and have recent symptoms consistent with COVID-19, indicating a recent infection.

Probable deaths are those individuals with a designation of COVID-19 as a cause of death on the death certificate, but where no confirmatory testing was performed.

## Deaths from COVID-19 and Other Causes

This table of death counts compares COVID-19 deaths in Mississippi by week with deaths from other major causes, including contributing and underlying causes.

- ▶ [Mississippi Provisional Death Counts by Week](#)  
Updated weekly

## K-12 School Report by County

Mississippi K-12 schools make weekly reports of cases among students, teachers and staff, number of outbreaks, and teachers and students under quarantine as a result of COVID-19 exposure. These reports are then summarized by

county. *Note:* An outbreak in a school setting is defined as 3 or more individuals diagnosed with COVID-19 in the same group within a 14-day period.

These cases have been directly reported to MSDH by each school, and may not yet have appeared in our state and county totals of cases reported by laboratories.

- ▶ [K-12 school cases, outbreaks and exposure totals by county](#)  
Updated weekly

## Long-Term Care Facility Cases and Outbreaks

Long-term care (LTC) facilities like nursing homes are considered high risk locations because their residents are older or in poor health. A single confirmed COVID-19 infection in an LTC facility resident, or more than one infection in employees or staff in a 14-day period constitutes an outbreak. Residential care facilities also represent group living facilities where COVID-19 can be easily spread. We investigate residents, staff and close contacts of infected individuals for possible exposure.

**These outbreak figures are reported directly to MSDH by the facility.** Many of the cases and deaths reported by facilities may not yet be included in our totals of lab-reported cases.

- ▶ [Mississippi COVID-19 cases and deaths in long-term care facilities](#) PDF  
Long-term care facilities include nursing homes, personal care homes, assisted living homes, and intermediate care facilities for individuals with intellectual disability (ICF-IID)
- ▶ [Mississippi COVID-19 cases and deaths in residential care facilities](#) PDF  
Residential care facilities include psychiatric or chemical dependency residential treatment centers and long-term acute care facilities.

## Ongoing Outbreaks

This weekly table of ongoing outbreaks lists all facilities that have reported a current, active outbreak of COVID-19. The reported totals are for cases and deaths associated with the current outbreak only.

**Note:** The cases and deaths in this document have been reported to us directly by the facilities, and may not have appeared yet in our county totals, which are based on reports from testing laboratories.

- ▶ [Mississippi long-term care facilities with ongoing COVID-19 outbreaks](#)  
Current and past listings

---

## Mississippi COVID-19 Data Charts and Map

All data reports below are updated as they become available.

## Hospitalizations and Bed Availability

- ▶ [Interactive chart of hospitalizations by date](#)
- ▶ [Interactive chart of local and state hospital bed availability](#)

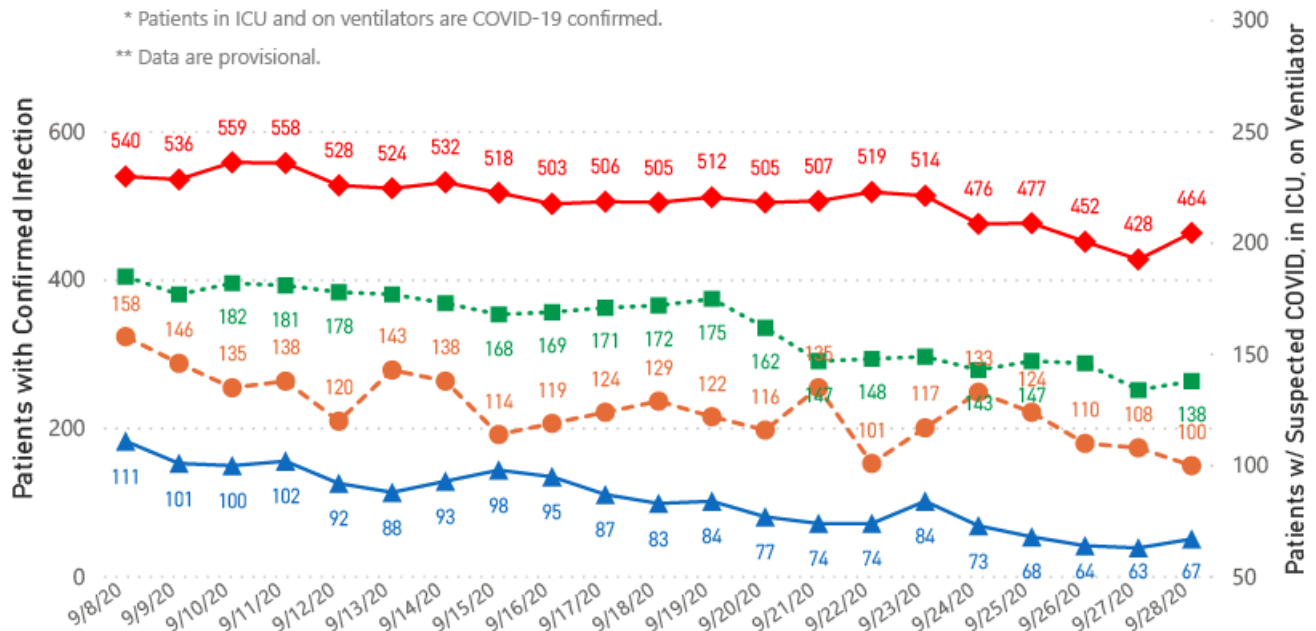


# COVID-19 Hospitalizations Reported by MS Hospitals, 9/8/20-9/28/20 \*,\*\*

◆ Patients with Confirmed Infection ● Patients with Suspected Infection ■ Patients in an ICU ▲ Patients on Ventilators

\* Patients in ICU and on ventilators are COVID-19 confirmed.

\*\* Data are provisional.



## Daily Statewide Data Charts

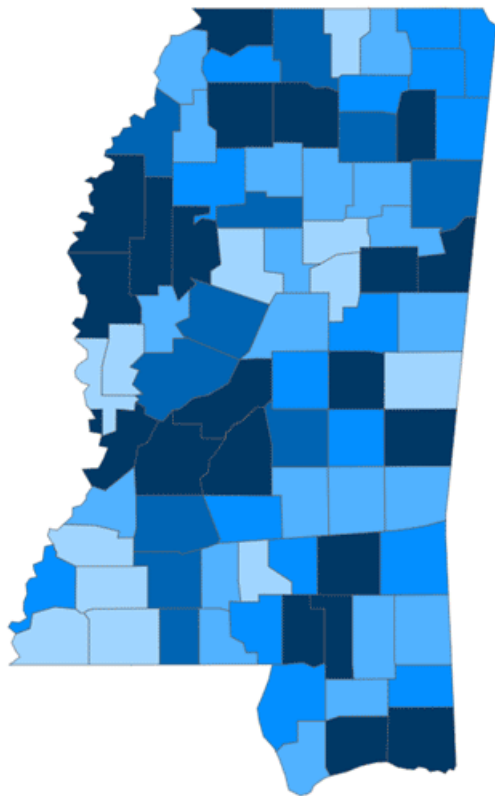
Our state case map and other data charts are also available in interactive form.

- ▶ [View interactive map](#)
- ▶ [View interactive epidemiological trend and syndromic surveillance](#)

The charts below are based on available data at the time of publication. Charts do **not** include cases where insufficient details of the case are known.

Mississippi COVID-19  
Cases and Deaths by Race with Ethnicity  
as of 6 pm CT, September 28, 2020

Total Cases  
**97,638**



● 1 to 350 ● 351 to 700 ● 701 to 1050 ● 1051 to 1400 ● >1400

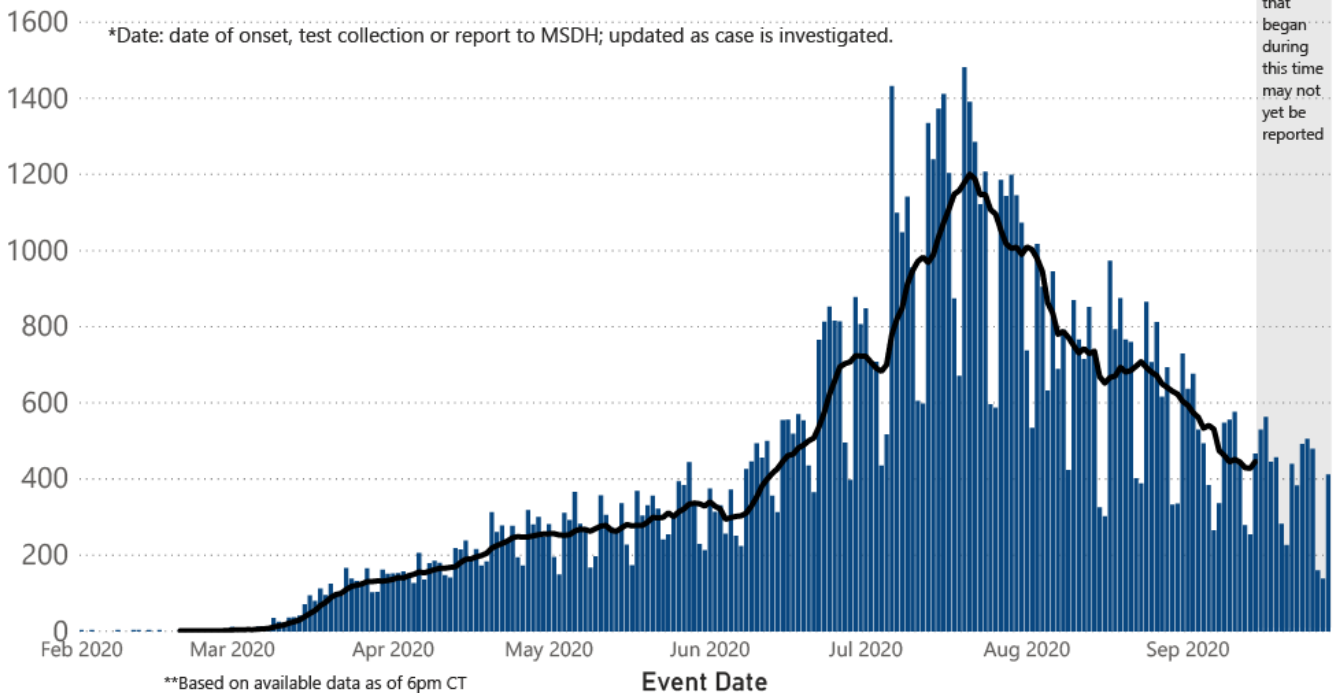
	American Indian or Alaska Native	Asian	Black	White	Other	Unknown
Non Hispanic	498	274	30,682	27,306	1,114	437
Hispanic	17	11	128	853	1,725	137
Unknown Ethnicity	785	78	7,522	7,678	4,706	13,687

Total Deaths  
**2,957**

	American Indian or Alaska Native	Asian	Black	White	Other	Unknown
Non Hispanic	65	3	1,220	1,183	15	3
Hispanic	1	0	4	19	13	1
Unknown Ethnicity	19	4	147	176	23	61

COVID-19 Cases by Date\* through September 28, 2020\*\*, Mississippi

● Cases — 7 Day Average

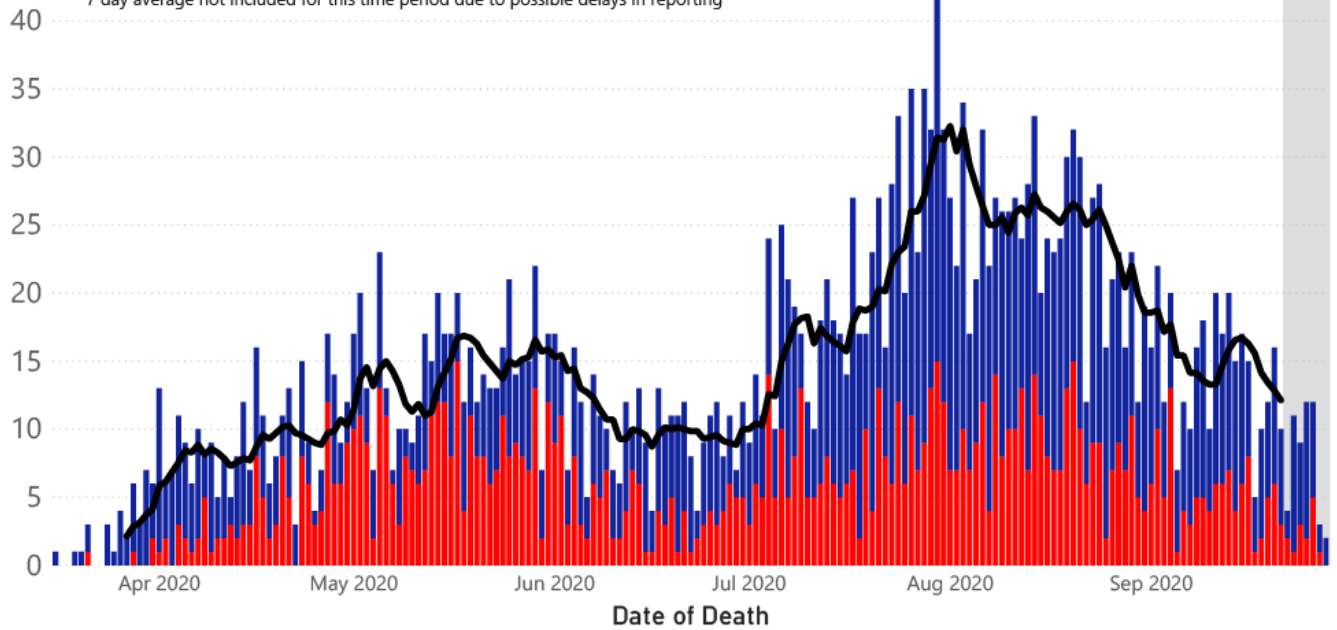


**Note:** Values up to two weeks in the past on the chart of Cases by Date above can change as we update it with new information from disease investigation.

## COVID-19 LTCF\* and Non-LTCF Deaths by Date of Death through September 28, 2020\*\*, Mississippi

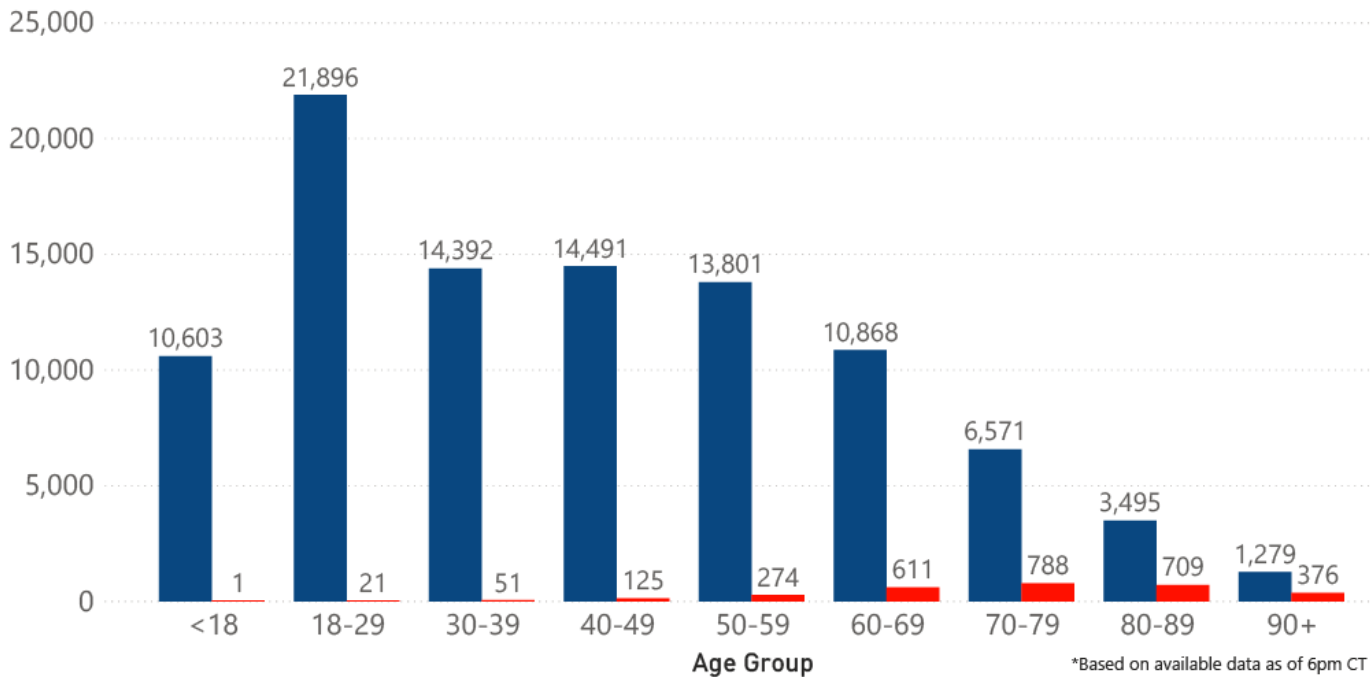
● Resident of LTCF Deaths ● Non-Resident of LTCF Deaths — 7 Day Average

45 \*LTCF is Long Term Care Facility and includes Nursing Homes, ICF-IID, Assisted Living, and Personal Care Homes  
 \*\*based on available data as of 6pm CT  
 \*\*\*7 day average not included for this time period due to possible delays in reporting

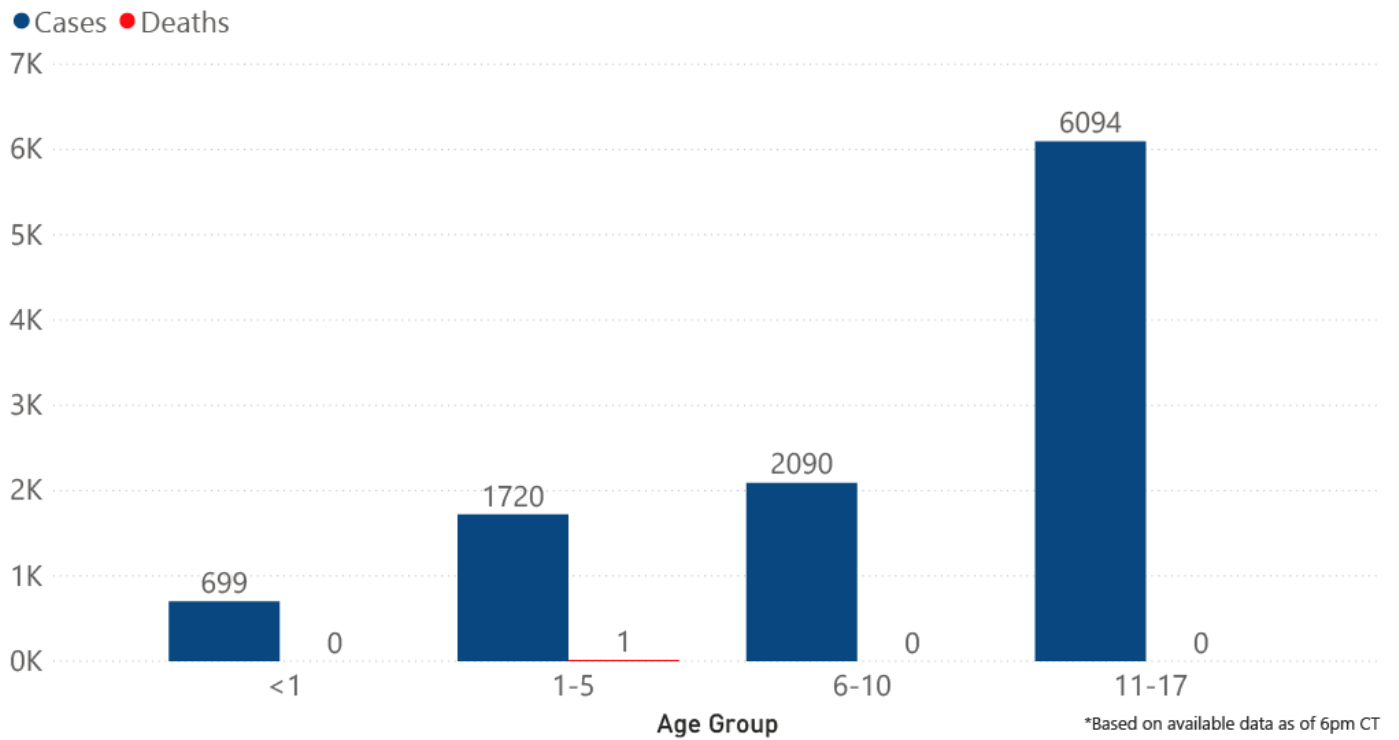


## COVID-19 Cases and Deaths by Age Group through September 28, 2020\*, Mississippi

● Cases ● Deaths



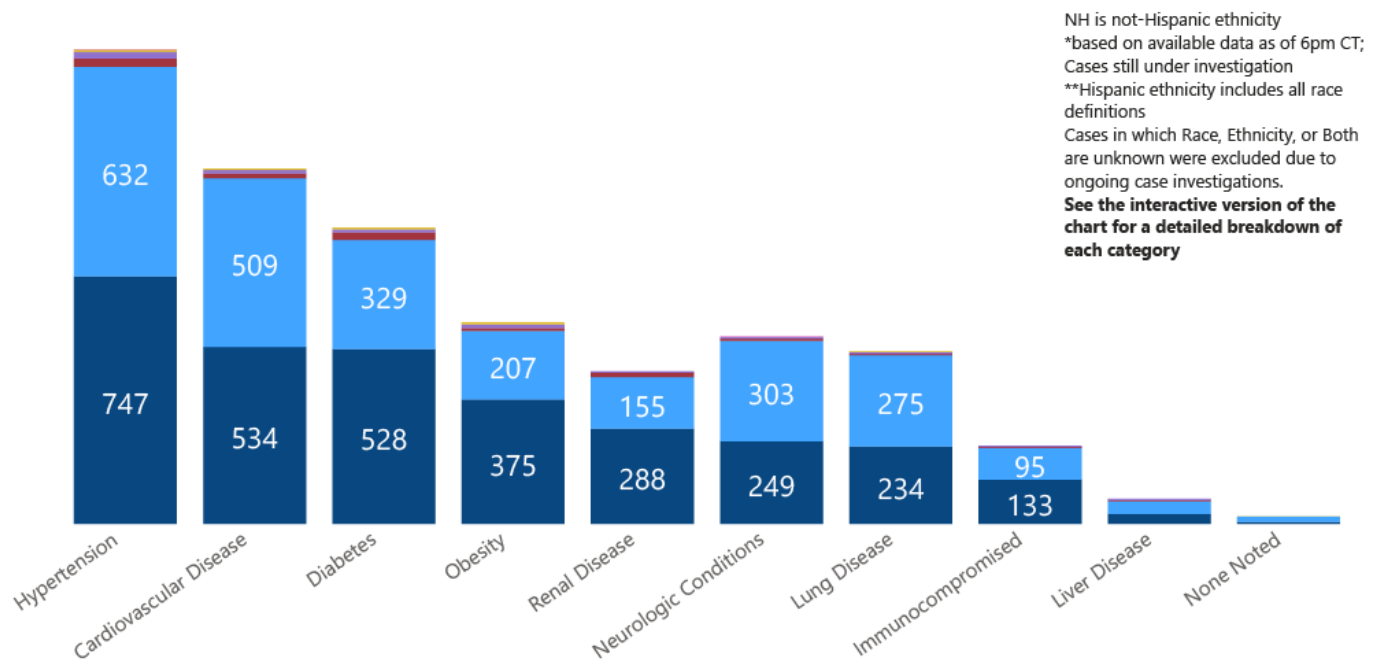
## COVID-19 Pediatric Cases and Deaths by Age Group through September 28, 2020\*, Mississippi



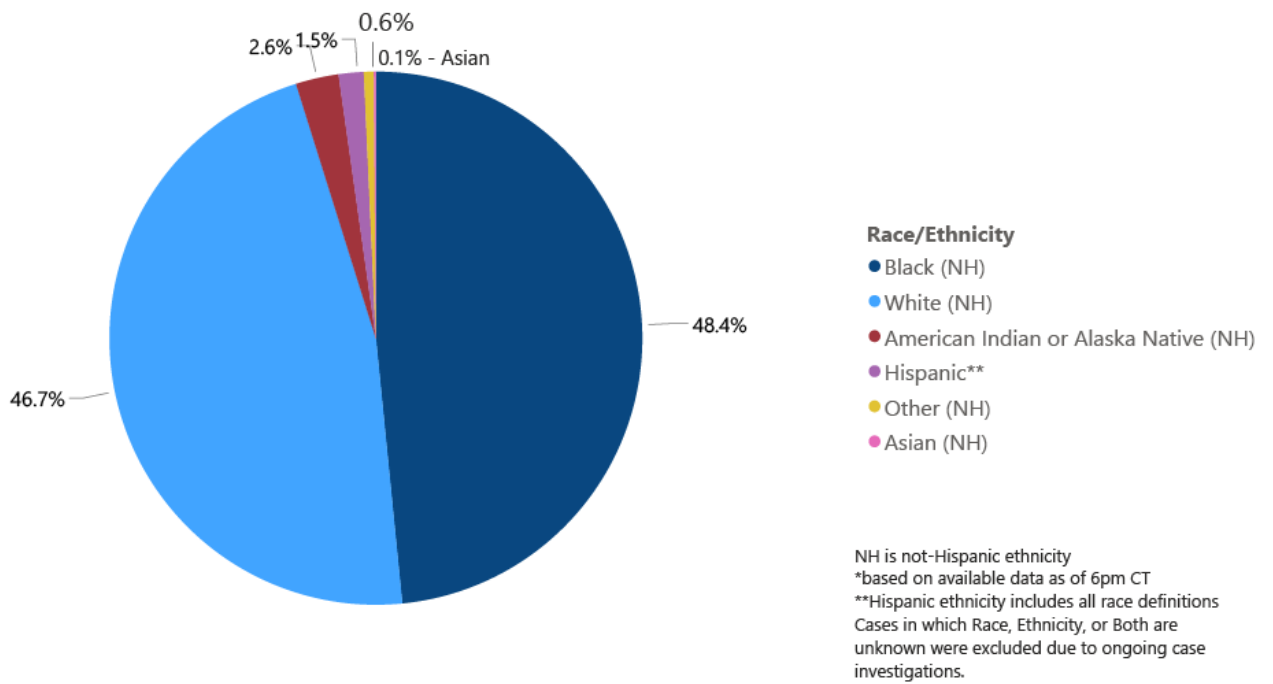
## Weekly Statewide Data Summaries

### COVID-19 Underlying Conditions in Deaths by Race/Ethnicity through September 27, 2020\*, Mississippi

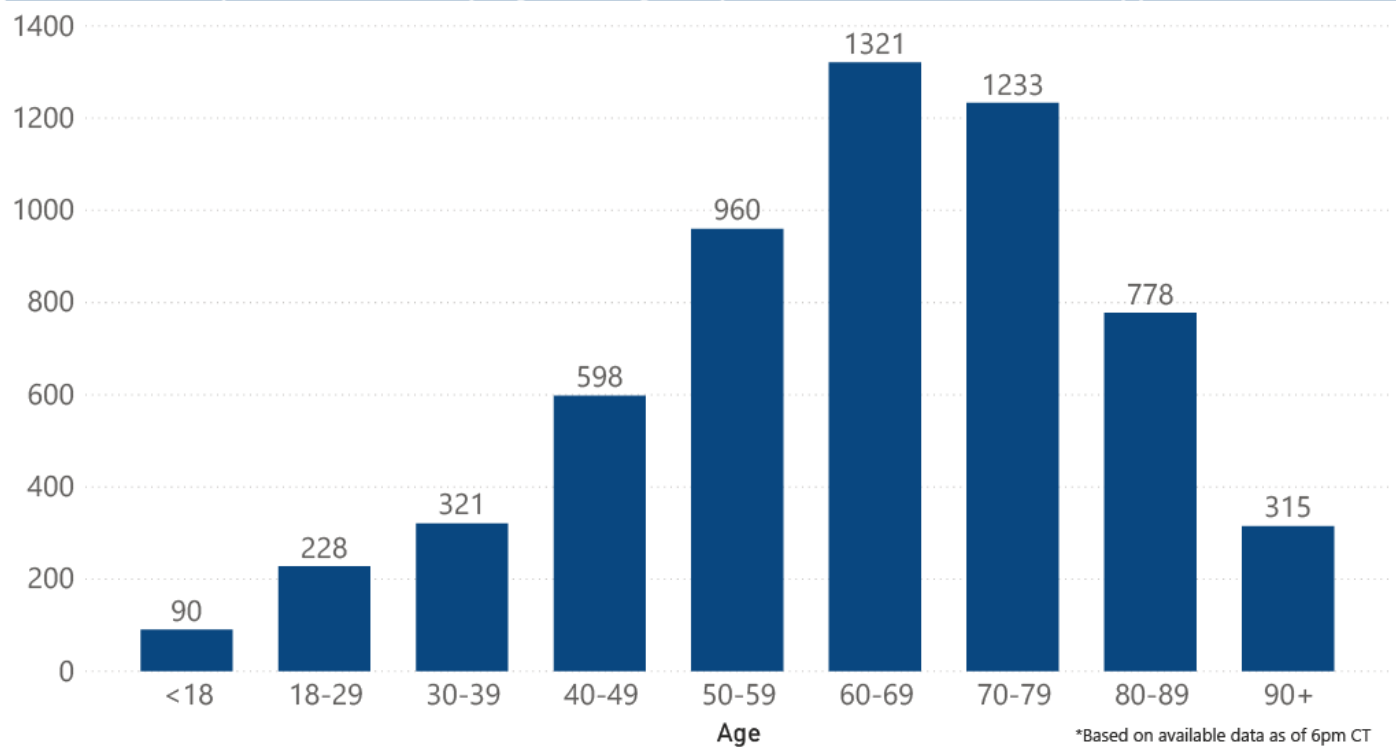
Race/Ethnicity ● Black (NH) ● White (NH) ● American Indian or Alaska Native (NH) ● Hispanic\*\* ● Other (NH) ● Asian (NH)



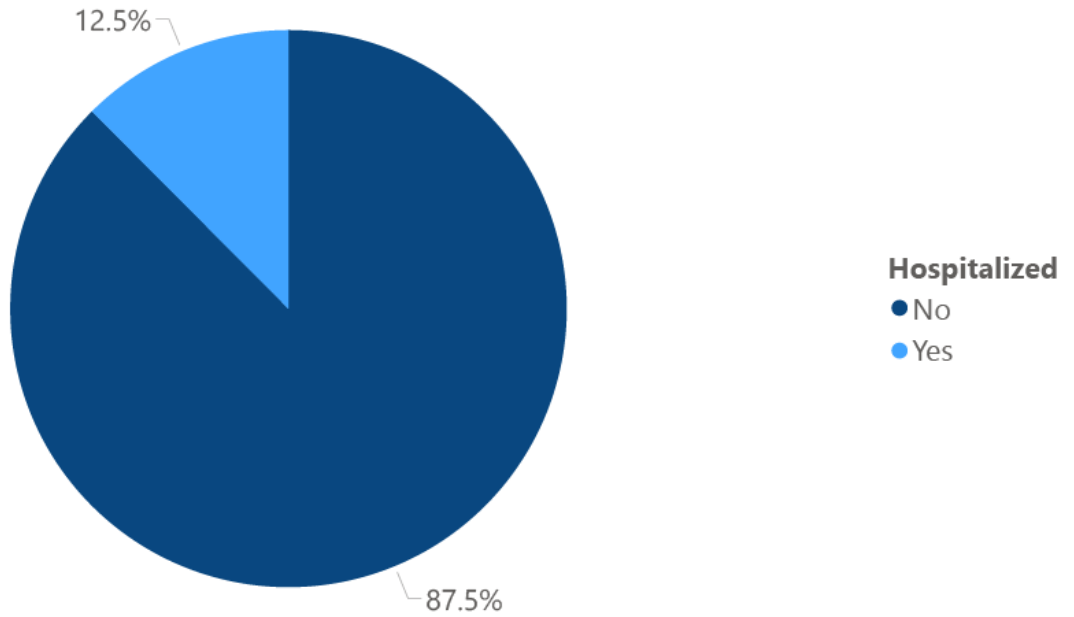
## COVID-19 Deaths by Race/Ethnicity through September 27, 2020\*, Mississippi



## COVID-19 Hospitalized Cases by Age through September 27, 2020\*, Mississippi

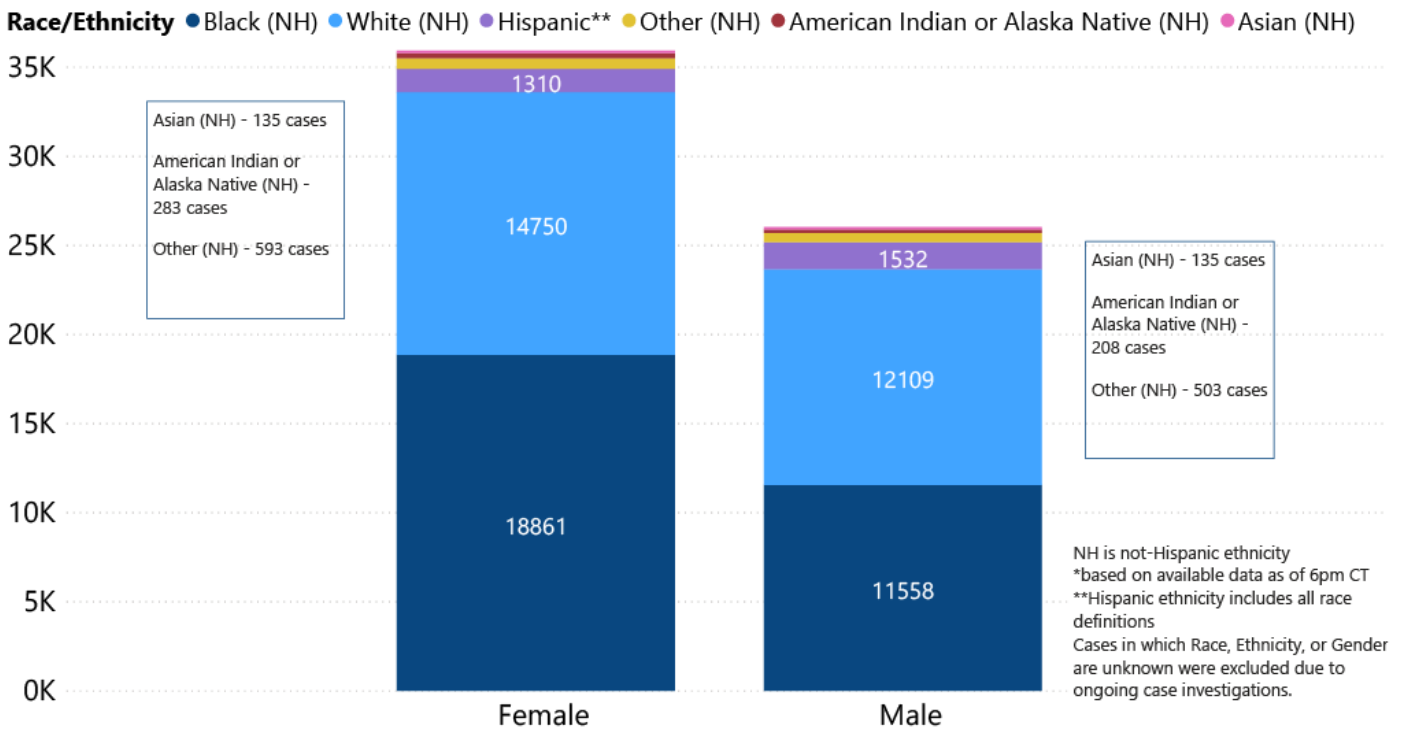


COVID-19 Cumulative Hospitalizations-Invstigated Cases September 27, 2020 \*



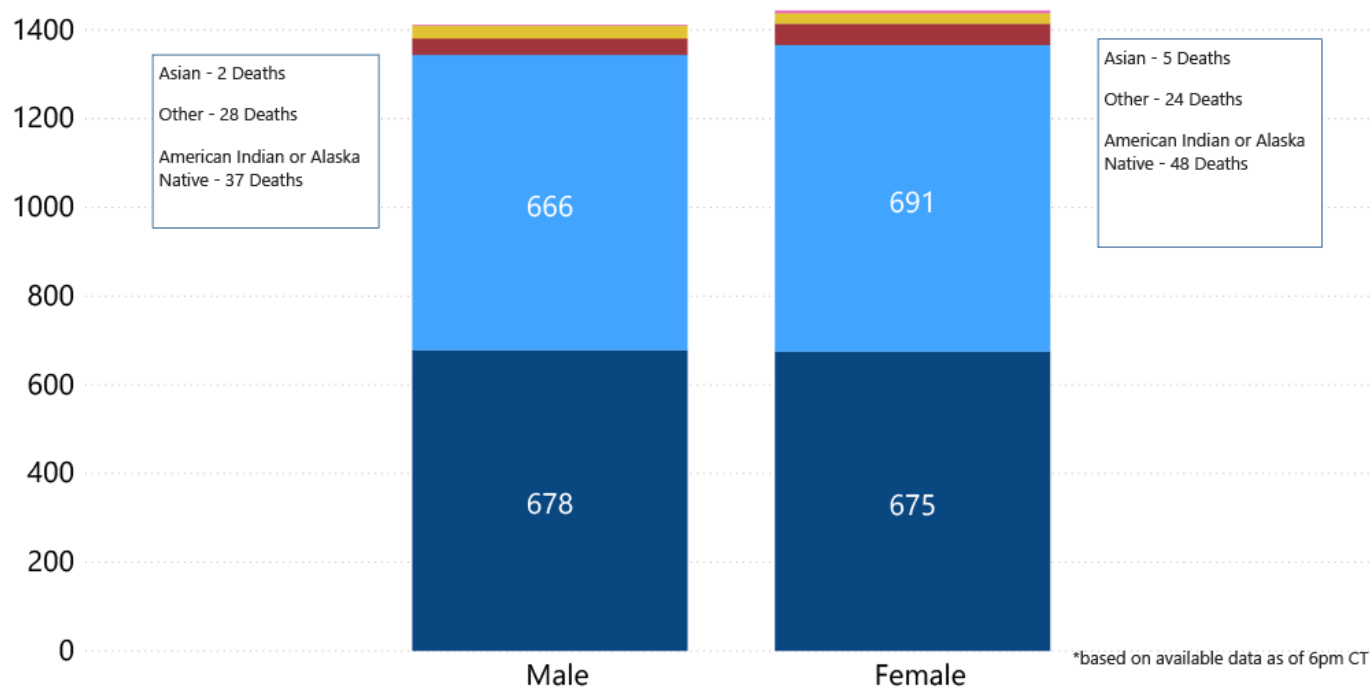
\* Cases in which hospitalization is unknown were excluded due to ongoing case investigations; based on available data as of 6 pm CT

COVID-19 Cases by Race/Ethnicity and Gender through September 27, 2020\*, Mississippi

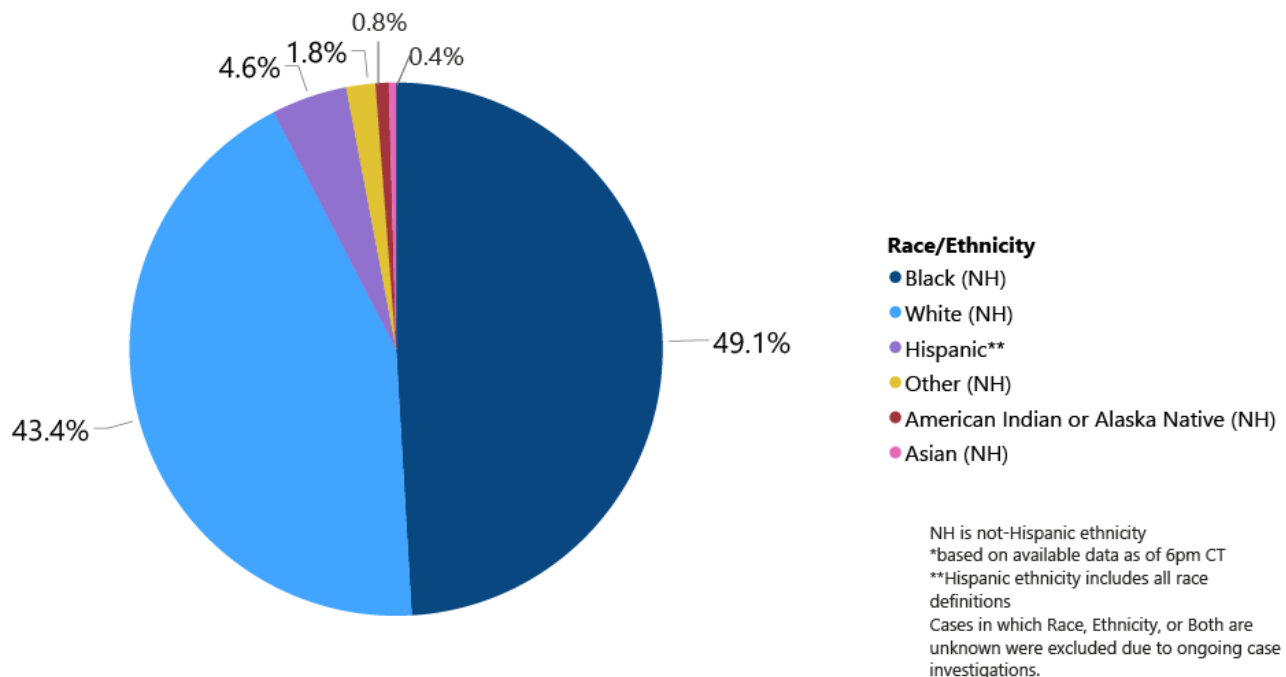


## COVID-19 Deaths by Race and Gender through September 27, 2020\*, Mississippi

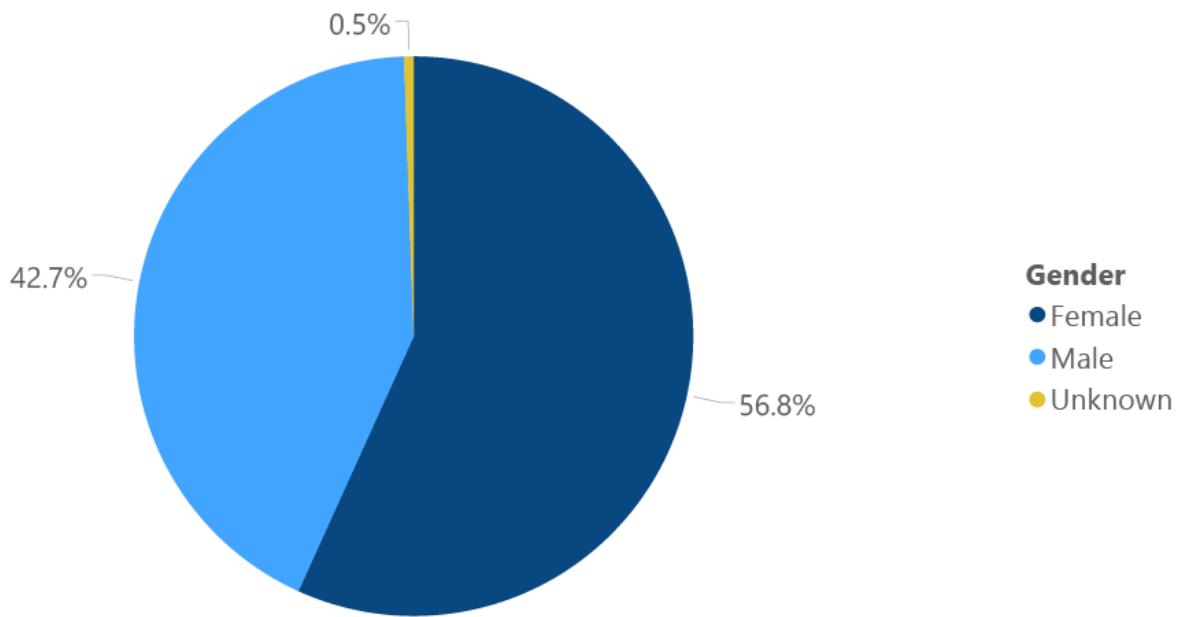
**Race** ● Black ● White ● American Indian or Alaska Native ● Other ● Asian



## COVID-19 Cases by Race/Ethnicity through September 27, 2020\*, Mississippi



**COVID-19 Cases by Gender through September 27, 2020\*, Mississippi**

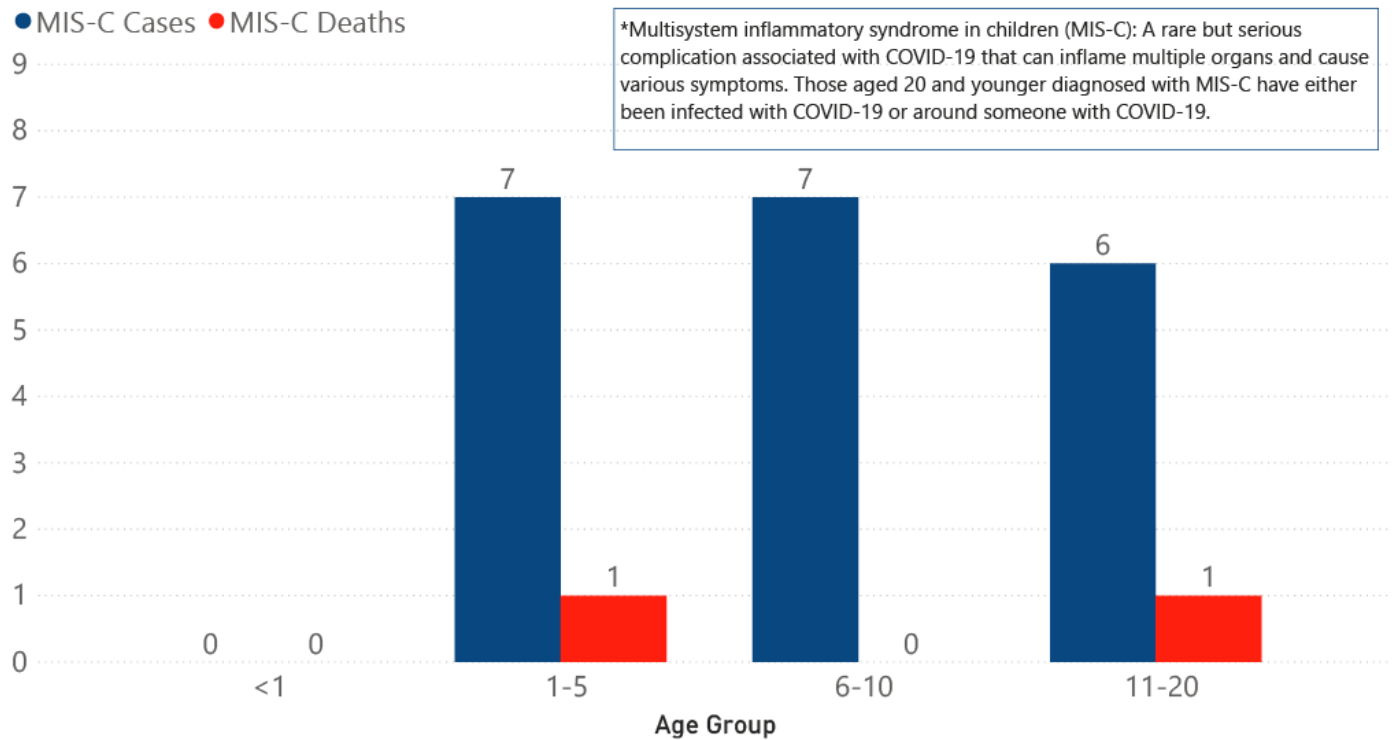


\*Based on available data as of 6pm CT

**Weekly Pediatric MIS-C Cases and Deaths**

[Multisystem inflammatory syndrome in children \(MIS-C\)](#) is a rare but serious condition associated with COVID-19 that causes inflammation in many body parts, including the heart and other vital organs.

**MIS-C\* Cases and Deaths by Age Group through September 27, 2020, Mississippi**





## Weekly High Case and High Incidence Counties

Tracking counties with recent high numbers of COVID-19 cases, adjusted for population, provides insight on where local outbreaks are most serious, and where protective measures should be increased. For more accurate reporting, these weekly charts include sample collection dates only up to seven days in the past to allow for case investigation and delays in lab test reports.

Cases counts in these charts is based on the date of illness onset. If the date of illness is not known, the date the test sample was taken, or the date of test result reporting is used instead. Counts are adjusted as cases are investigated.

Counties are ranked by highest weekly case counts, and by weekly incidence (cases proportional to population). A separate table ranking all counties is also available. **All tables updated weekly.**

► [Full tables of counties ranked by weekly incidence and cases](#) PDF

COVID-19 High Incidence MS Counties Over 1 Week Period (September 14- September 20, 2020*)						
County	Cases (September 14-September 20)	Cases per 100,000 (September 14-September 20)	Cases to Date	Cases per 100,000 Total	Percent Change	
ITAWAMBA	71	303.5	835	3569.9	9%	
PRETISS	64	254.7	865	3442.6	8%	
SUNFLOWER	61	242.9	1480	5894.1	4%	
CLARKE	37	238.1	603	3880.1	7%	
PERRY	28	233.9	424	3541.3	7%	
TALLAHATCHIE	32	231.7	776	5619.5	4%	
QUITMAN	14	206.1	380	5594.8	4%	
BOLIVAR	59	192.6	1849	6037.0	3%	
GRENADA	39	187.9	1095	5275.1	4%	
PANOLA	64	187.2	1510	4416.2	4%	
COAHOMA	41	185.3	1163	5256.7	4%	
CHICKASAW	31	181.3	685	4005.1	5%	

\*based on available data as of 6pm CT  
 Cases based on test date. Cases without test date excluded due to ongoing investigations.  
 Table will be updated weekly. A one week lag is used for reporting.

## COVID-19 High Case MS Counties Over 1 Week Period (September 14-September 20, 2020\*)

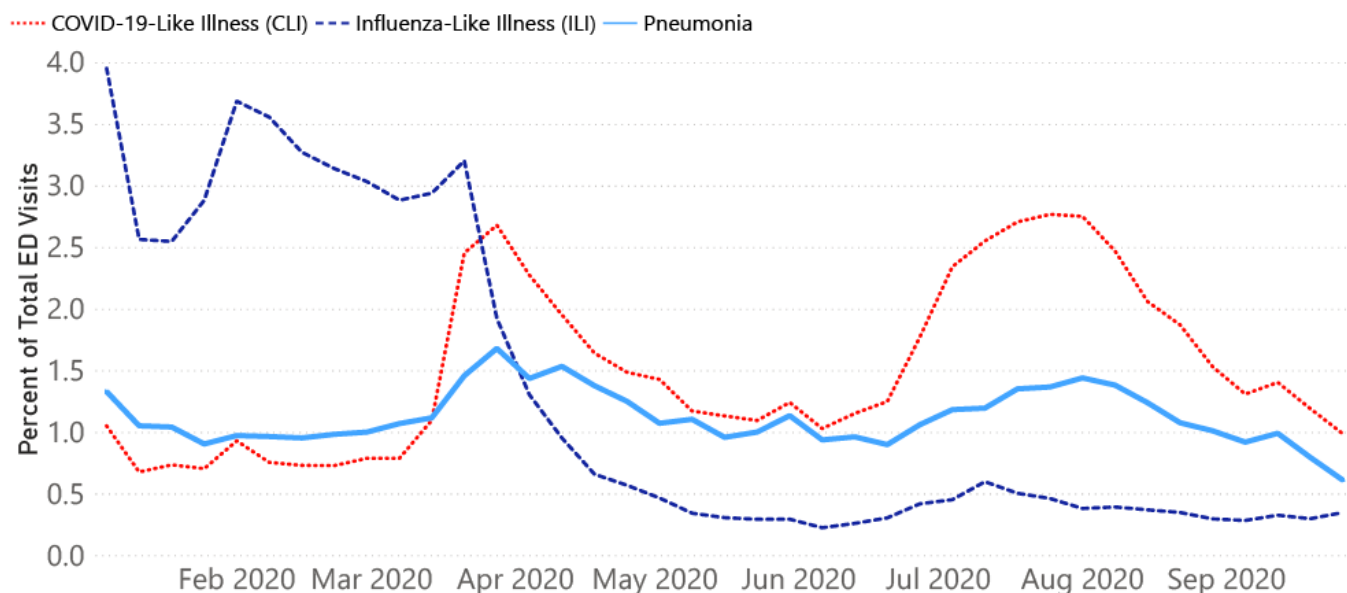
County	Cases (September 14-September 20)	Cases per 100,000 (September 14-September 20)	Cases to Date	Cases per 100,000 Total	Percent Change
DESOTO	148	80.0	5650	3055.0	3%
HINDS	142	61.2	7151	3084.5	2%
LEE	136	159.2	2764	3235.2	5%
JACKSON	118	82.2	3527	2455.8	3%
JONES	117	171.8	2504	3677.1	5%
HARRISON	110	52.9	3888	1868.5	3%
FORREST	107	142.9	2509	3349.9	4%
LAMAR	86	135.8	1728	2728.0	5%
RANKIN	78	50.2	3311	2132.4	2%
LAFAYETTE	75	138.8	2198	4068.9	4%
ITAWAMBA	71	303.5	835	3569.9	9%
PANOLA	64	187.2	1510	4416.2	4%

\*based on available data as of 6pm CT  
 Cases based on test date. Cases without test date excluded due to ongoing investigations.  
 Table will be updated weekly. A one week lag is used for reporting.

## Syndromic Surveillance

Emergency department visits by those with symptoms characteristic of COVID-19, influenza and pneumonia, updated weekly.

### Percentage of Emergency Department and Clinic visits for CLI, ILI, and Pneumonia Cases Weekly Statewide Summary, January 4, 2020 - September 26, 2020



\*The graph represents syndromic surveillance data from emergency department visits, reported electronically by hospitals throughout the state, that are consistent with COVID-19-Like Illness (CLI), Influenza-Like Illness (ILI), and Pneumonia. Based on available data as of 6pm CT. Graph will be updated weekly.

## Estimated Recoveries

Presumed COVID-19 cases recovered, estimated weekly (does not include cases still under investigation).

## COVID-19 Presumed Recovered Cases through September 27, 2020, Mississippi

# 89,737

## Presumed Recovered\*

\*Reflects Provisional Estimates. Presumed Recovered if:

- 1) It has been 14 days or more since the case tested positive, if they were not hospitalized
- 2) It has been 21 days or more since the case tested positive, if they were hospitalized or hospitalization was unknown.

All deaths excluded. Presumed recovered counts will be updated weekly.

## U.S. and World Cases

- ▶ [COVID-19 cases in the United States \(CDC\)](#)
- ▶ [U.S. COVID-19 Tracker \(CDC\)](#)
- ▶ [COVID-19 Global Case Map \(Johns Hopkins University\)](#)

## COVID-19 Testing

### Statewide Combined Testing as of September 27

**This report has changed to a weekly update schedule.**

COVID-19 testing providers around the state include commercial laboratories as well as hospital labs. Combined with testing done by the MSDH Public Health Laboratory, the figures provide a complete picture of all Mississippi testing. **Updated weekly.**

**PCR** testing detects current, active COVID-19 infection in an individual.

**Antibody** (serology) testing identifies individuals with past COVID-19 infection based on antibodies they develop one to three weeks after infection.

**Antigen** testing is another way to identify current COVID-19 infection.

	Total tests	PCR	Antibody	Antigen
--	-------------	-----	----------	---------

MSDH Public Health Laboratory	110,105	108,865	1,240	0
Other testing providers	713,080	619,654	37,480	55,946
Total tests for COVID-19 statewide	<b>823,185</b>	<b>728,519</b>	<b>38,720</b>	<b>55,946</b>

## MSDH Individuals Tested as of September 28

MSDH Public Health Laboratory (MPHL) testing totals as of 3 p.m. These totals are for tests performed at the MPHL only.

- Total individuals tested by the MPHL: **80,558**
- Total positive individuals from MPHL tests: **9,236**

## Getting Tested for COVID-19

The MSDH Public Health Laboratory, its partners, and private providers are testing statewide for COVID-19.

Anyone with symptoms of fever, severe cough or severe chest pains – especially those who are older or in poor health – should make arrangements for testing with their doctor or one of the many healthcare providers now performing testing. Healthcare providers can assess your health history and symptoms, and perform testing for COVID-19 as needed. MSDH is also helping conduct free drive-up testing sites in many parts of the state. **Always call ahead to the testing provider for instructions on safely being examined before you visit for your test.**

- ▶ [Find a COVID-19 testing provider near you](#)

## Prevention and Guidance for Individuals and the Community

- ▶ [Preventive steps to take, recommendations, guidance and general information on COVID-19](#)

Get health alerts and our free newsletter by e-mail:

Last reviewed on Mar 5,  
2020

[error on this](#)

[email page](#)

[print](#)

### *Related resources*

- ▶ [IT IS REAL: COVID-19 as Told by Survivors](#)
- ▶ [Local COVID-19 Testing Providers](#)
- ▶ [COVID-19 Guidance and Prevention for Individuals and the Community](#)

Updated September 14, 2020

### *More topics*

- ▶ [\[ Espanol, Tieng Viet, ASL \]](#)
- ▶ [County Data](#)
- ▶ [Diagnostic Testing EUA](#)
- ▶ [Handouts and Posters](#)
- ▶ [Healthcare Professionals](#)
- ▶ [Interactive Map and Charts](#)
- ▶ [Long-Term Care Outbreaks](#)
- ▶ [Prevention and Safety Guidance](#)
- ▶ [School Cases and Outbreaks](#)
- ▶ [Testing for COVID-19](#)

COVID-19



# Keep your distance

Stay at least six feet apart from others in large groups.

[MORE PREVENTION TIPS](#)

## AGENCY

[About Us](#)

[Administration](#)

[Board of Health](#)

[County Offices](#)

[Institutional Review](#)

[Jobs](#)

[Locations](#)

[Public Health Laboratory](#)

[RFPs/Grants](#)

[More »](#)

[Intranet](#)

[OHIT+ER Service Center](#)

[Webmail](#)

## INFORMATION

[Apps](#)

[Calendar of Events](#)

[Contact Us](#)

[Meetings](#)

[Health Resources](#)

[Hotlines](#)

[Locations](#)

[News](#)

[Newsletter](#)

[Phone Numbers](#)

[Español](#)

## I NEED A ...

[Birth Certificate](#)

[Certificate of Need](#)

[Children's Health Insurance](#)

Complaint Form  
Criminal History Check  
Death Certificate  
Divorce Record  
Food Permit  
Immunization Record  
J-1 Visa  
License Verification  
Marriage Record  
Professional License  
Public Records Request  
Wastewater Application

#### **PUBLICATIONS**

---

Annual Report  
CON Weekly Reports  
Health Facilities Directory  
Mississippi Morbidity Reports  
Public Health Report  
State Health Plan  
Strategic Plan

*More »*

Mississippi State Department of Health • 570 East Woodrow Wilson Dr • Jackson, MS 39216 • 866-HLTHY4U • [Contact and information](#)

