



Coronavirus Disease 2019 (COVID-19)

Updated October 2, 2020

The national Centers for Disease Control and Prevention (CDC) and the Mississippi State Department of Health continue to closely monitor the outbreak of respiratory illnesses caused by the novel (new) coronavirus COVID-19, and are working to limit the spread of cases nationally and in Mississippi.

Mississippi Coronavirus Hotline (7 days a week, 7 a.m.–7 p.m.): **877-978-6453**

General Information

- ▶ [COVID-19 and You: Video Q & A with State Health Officer Dr. Thomas Dobbs](#)
- ▶ [COVID-19 overview, questions and answers](#)
- ▶ [Guidance, prevention and testing](#)
- ▶ [Handouts: Basic disease prevention, handwashing and more](#)
- ▶ [ASL, Spanish and Vietnamese materials](#)

Home isolation is mandatory if you have tested positive for COVID-19 by [order of the State Health Officer](#). (If you are awaiting results of routine testing *not* related to exposure, you may [return to work](#) and follow the safety guidance of your employer.) If you have been in contact with someone who has COVID-19, quarantine is also important to protect others. [Find out more »](#)

Healthcare Professionals

Guidance and more →

- ▶ [MSDH guidance](#)
- ▶ [Electronic reporting](#)
- ▶ [Specimens](#)
- ▶ [Lab dropoff](#)
- ▶ [CDC guidance](#)
- ▶ [MS-HAN Alerts](#)

ALL HEALTHCARE

Current Cases and Statistics

County and state data →

- ▶ [Today's update](#)
- ▶ [County data reports](#)
- ▶ [State data charts](#)
- ▶ [Schools and LTC facilities](#)
- ▶ [Lab testing](#)
- ▶ [Recoveries](#)

[ALL STATISTICS](#)

Guidance, Testing and Prevention

Personal and community →

- ▶ [Getting tested](#)
- ▶ [Personal protection](#)
- ▶ [Gatherings and events](#)
- ▶ [Business and community](#)
- ▶ [School guidelines](#)
- ▶ [State agencies](#)

[ALL GUIDANCE](#)

COVID-19 in Mississippi

New Cases and Deaths as of October 1

NEW CASES

672

New COVID-19 positive test results reported to MSDH as of 6 p.m. yesterday.

NEW DEATHS

20

New COVID-19 related deaths reported to MSDH as of 6 p.m. yesterday. Sixteen deaths occurred between September 3 and October 1 in the counties below.

County	Total
Clarke	3
Coahoma	1
Covington	1
DeSoto	2
Harrison	1
Itawamba	1
Jefferson	1
Lauderdale	1
Marion	1
Pontotoc	1
Sunflower	1
Washington	2

4 COVID-19 related deaths occurred between August 26 and September 25, identified from death certificate reports.

County	Total
Covington	1
Itawamba	1
Marion	1
Newton	1

LTC OUTBREAKS

122

Current outbreaks in long-term care facilities only. (See [LTC facility outbreak definition](#).)

About our case counts: We currently update our case totals each day based on test results from the previous day. Outside laboratories also report positive test results to us, which are included in our totals. Repeated tests for the same individual are counted only once. County case numbers and deaths may change as investigation finds new or additional information.

County COVID-19 Data

Race and Ethnicity

- ▶ [Total COVID-19 cases and deaths by county, race and ethnicity](#) PDF
Current and past data tables, updated daily

Data Snapshots for Individual Counties

- ▶ [Weekly COVID-19 snapshots for each Mississippi county](#)

High Cases and Incidence

- ▶ [Mississippi counties ranked by weekly cases and incidence](#)

Cumulative Cases and Deaths by County

Totals of all reported COVID-19 cases for 2020, including those in long-term care (LTC) facilities.

The numbers in this table are provisional. County case numbers and deaths may change as investigation finds new or additional information. The data provided below is the most current available.

County	Total Cases	Total Deaths	Total LTC Facility Cases	Total LTC Facility Deaths
Adams	958	38	48	13
Alcorn	852	11	18	2
Amite	345	10	15	2
Attala	687	25	90	20
Benton	244	3	4	0
Bolivar	1889	71	217	28
Calhoun	537	12	25	4
Carroll	332	12	45	9
Chickasaw	710	24	44	13
Choctaw	188	6	1	0
Claiborne	465	16	43	9
Clarke	620	52	90	29
Clay	605	20	19	3
Coahoma	1184	31	86	5
Copiah	1223	33	61	4
Total	99,558	2,999	6,172	1,226

County	Total Cases	Total Deaths	Total LTC Facility Cases	Total LTC Facility Deaths
Covington	836	25	33	9
De Soto	5752	68	74	14
Forrest	2583	75	175	41
Franklin	201	3	4	1
George	813	13	34	6
Greene	401	17	38	6
Grenada	1114	36	108	20
Hancock	610	22	14	4
Harrison	4043	76	255	31
Hinds	7263	161	442	65
Holmes	1105	60	101	20
Humphreys	379	15	21	6
Issaquena	106	3	0	0
Itawamba	903	23	83	17
Jackson	3709	70	77	7
Jasper	592	15	1	0
Jefferson	244	10	12	3
Jefferson Davis	349	11	3	1
Jones	2560	81	183	37
Kemper	291	15	39	9
Lafayette	2248	40	123	28
Lamar	1815	37	32	11
Lauderdale	2101	127	260	74
Lawrence	440	14	26	2
Leake	971	38	25	5
Lee	2997	73	172	33
Leflore	1452	82	191	45
Lincoln	1136	53	142	32
Lowndes	1633	58	98	33
Madison	3374	90	238	45
Marion	884	39	88	13
Marshall	1123	22	31	6
Monroe	1274	69	169	51
Total	99,558	2,999	6,172	1,226

County	Total Cases	Total Deaths	Total LTC Facility Cases	Total LTC Facility Deaths
Montgomery	479	20	49	9
Neshoba	1632	104	124	37
Newton	789	25	39	8
Noxubee	566	16	20	4
Oktibbeha	1834	52	189	31
Panola	1532	31	15	3
Pearl River	925	53	71	20
Perry	438	21	19	7
Pike	1253	54	97	27
Pontotoc	1317	17	16	1
Prentiss	894	19	48	3
Quitman	395	5	0	0
Rankin	3419	80	173	22
Scott	1182	27	21	3
Sharkey	268	14	43	8
Simpson	1068	47	108	19
Smith	551	15	54	8
Stone	386	13	48	8
Sunflower	1512	47	78	12
Tallahatchie	788	24	29	7
Tate	1031	38	44	13
Tippah	723	18	39	0
Tishomingo	719	39	96	26
Tunica	502	15	15	2
Union	1029	24	46	11
Walthall	605	26	67	13
Warren	1425	50	119	24
Washington	2305	82	130	28
Wayne	923	21	59	10
Webster	343	13	52	11
Wilkinson	309	18	20	5
Winston	752	19	40	11
Yalobusha	453	14	35	7
Total	99,558	2,999	6,172	1,226

County	Total Cases	Total Deaths	Total LTC Facility Cases	Total LTC Facility Deaths
Yazoo	1070	33	71	12
Total	99,558	2,999	6,172	1,226

Case Classifications

Mississippi investigates and reports both probable and confirmed cases and deaths according to the [CSTE case definition](#).

	Confirmed	Probable	Total
Cases	91,498	8,060	99,558
Deaths	2,753	246	2,999

Confirmed cases and deaths are generally determined by positive PCR tests, which detect the presence of ongoing coronavirus infection.

Probable cases are those who test positive by other testing methods such as antibody or antigen, and have recent symptoms consistent with COVID-19, indicating a recent infection.

Probable deaths are those individuals with a designation of COVID-19 as a cause of death on the death certificate, but where no confirmatory testing was performed.

Deaths from COVID-19 and Other Causes

This table of death counts compares COVID-19 deaths in Mississippi by week with deaths from other major causes, including contributing and underlying causes.

- ▶ [Mississippi Provisional Death Counts by Week](#)
Updated weekly

K-12 School Report

Mississippi K-12 schools make weekly reports of cases among students, teachers and staff, number of outbreaks, and teachers and students under quarantine as a result of COVID-19 exposure. An outbreak in a school setting is defined as 3 or more individuals diagnosed with COVID-19 in the same group within a 14-day period.

Note: These cases have been directly reported to MSDH by each school, and may not yet have appeared in our state and county totals of cases reported by laboratories.

- ▶ [K-12 reports of COVID-19 school cases, outbreaks and exposure](#)
Updated weekly

Long-Term Care Facility Cases and Outbreaks

Long-term care (LTC) facilities like nursing homes are considered high risk locations because their residents are older or in poor health. A single confirmed COVID-19 infection in an LTC facility resident, or more than one infection in employees or staff in a 14-day period constitutes an outbreak. Residential care facilities also represent group living facilities where COVID-19 can be easily spread. We investigate residents, staff and close contacts of infected individuals for possible exposure.

These outbreak figures are reported directly to MSDH by the facility. Many of the cases and deaths reported by facilities may not yet be included in our totals of lab-reported cases.

- ▶ [Mississippi COVID-19 cases and deaths in long-term care facilities](#) PDF

Long-term care facilities include nursing homes, personal care homes, assisted living homes, and intermediate care facilities for individuals with intellectual disability (ICF-IID)

▶ [Mississippi COVID-19 cases and deaths in residential care facilities](#) PDF

Residential care facilities include psychiatric or chemical dependency residential treatment centers and long-term acute care facilities.

Ongoing Outbreaks

This weekly table of ongoing outbreaks lists all facilities that have reported a current, active outbreak of COVID-19. The reported totals are for cases and deaths associated with the current outbreak only.

Note: The cases and deaths in this document have been reported to us directly by the facilities, and may not have appeared yet in our county totals, which are based on reports from testing laboratories.

▶ [Mississippi long-term care facilities with ongoing COVID-19 outbreaks](#)

Current and past listings

Mississippi COVID-19 Data Charts and Map

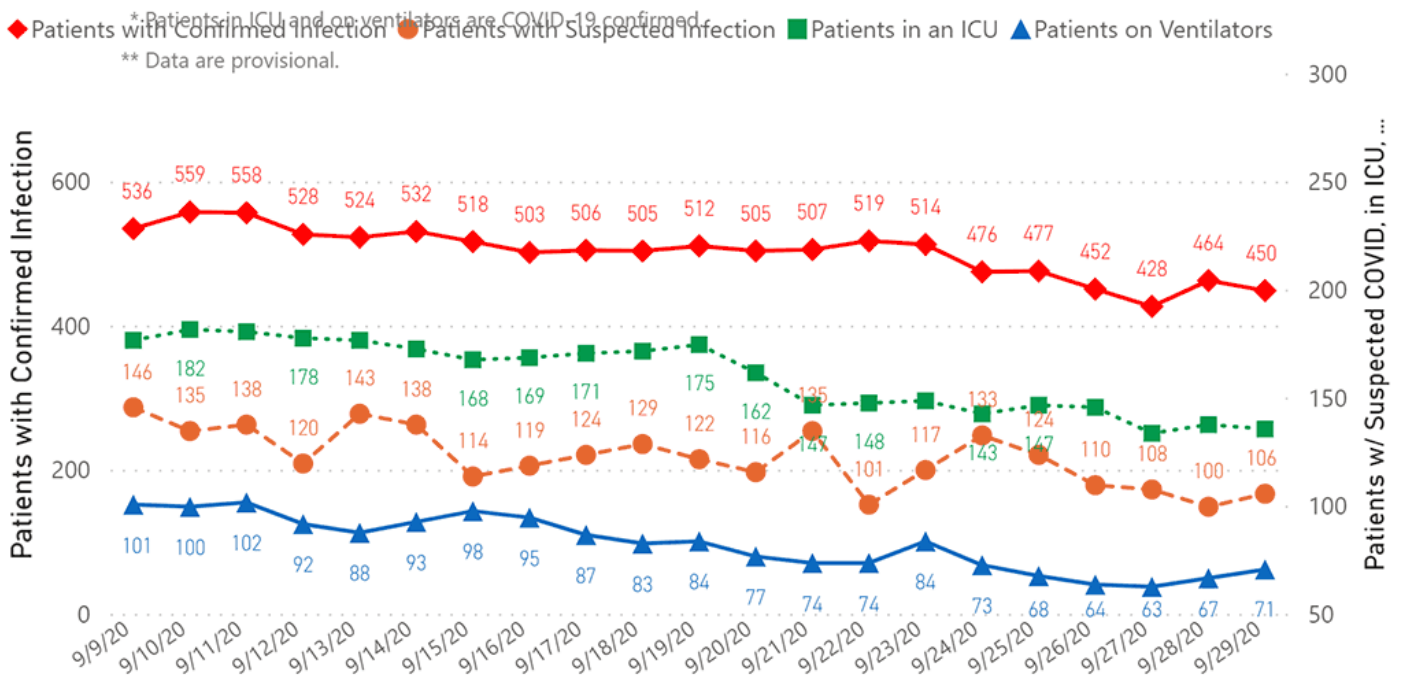
All data reports below are updated as they become available.

Hospitalizations and Bed Availability

▶ [Interactive chart of hospitalizations by date](#)

▶ [Interactive chart of local and state hospital bed availability](#)

COVID-19 Hospitalizations Reported by MS Hospitals, 9/9/20-9/29/20



Daily Statewide Data Charts

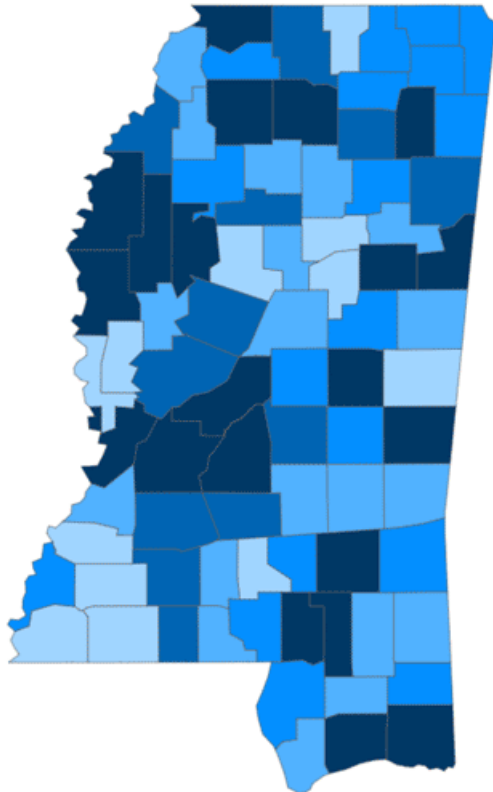
Our state case map and other data charts are also available in interactive form.

- ▶ [View interactive map](#)
- ▶ [View interactive epidemiological trend and syndromic surveillance](#)

The charts below are based on available data at the time of publication. Charts do **not** include cases where insufficient details of the case are known.

Mississippi COVID-19
Cases and Deaths by Race with Ethnicity
as of 6 pm CT, October 1, 2020

Total Cases
99,558



	American Indian or Alaska Native	Asian	Black	White	Other	Unknown
Non Hispanic	504	281	31,141	28,228	1,139	443
Hispanic	17	12	130	872	1,745	149
Unknown Ethnicity	785	79	7,643	7,963	4,735	13,692

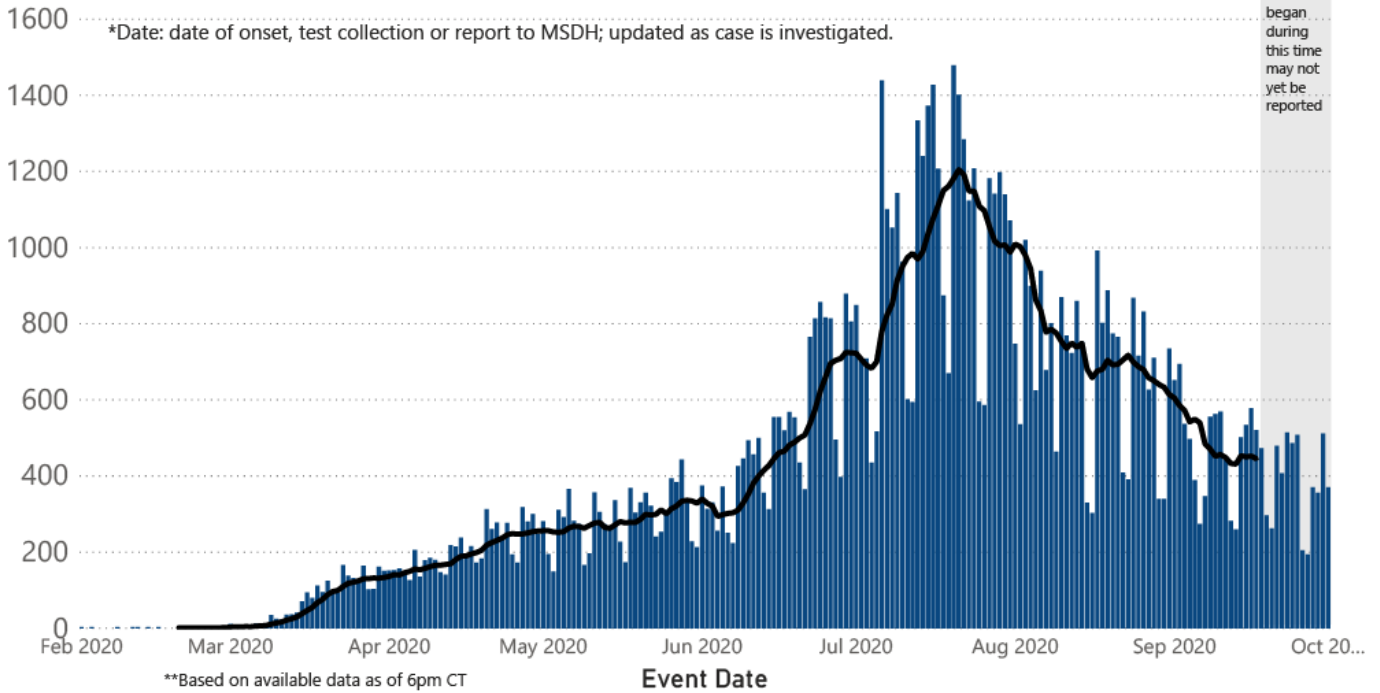
Total Deaths
2,999

	American Indian or Alaska Native	Asian	Black	White	Other	Unknown
Non Hispanic	65	3	1,235	1,201	16	3
Hispanic	1	0	4	19	13	1
Unknown Ethnicity	19	4	148	181	24	62

● 1 to 350 ● 351 to 700 ● 701 to 1050 ● 1051 to 1400 ● >1400

COVID-19 Cases by Date* through October 1, 2020**, Mississippi

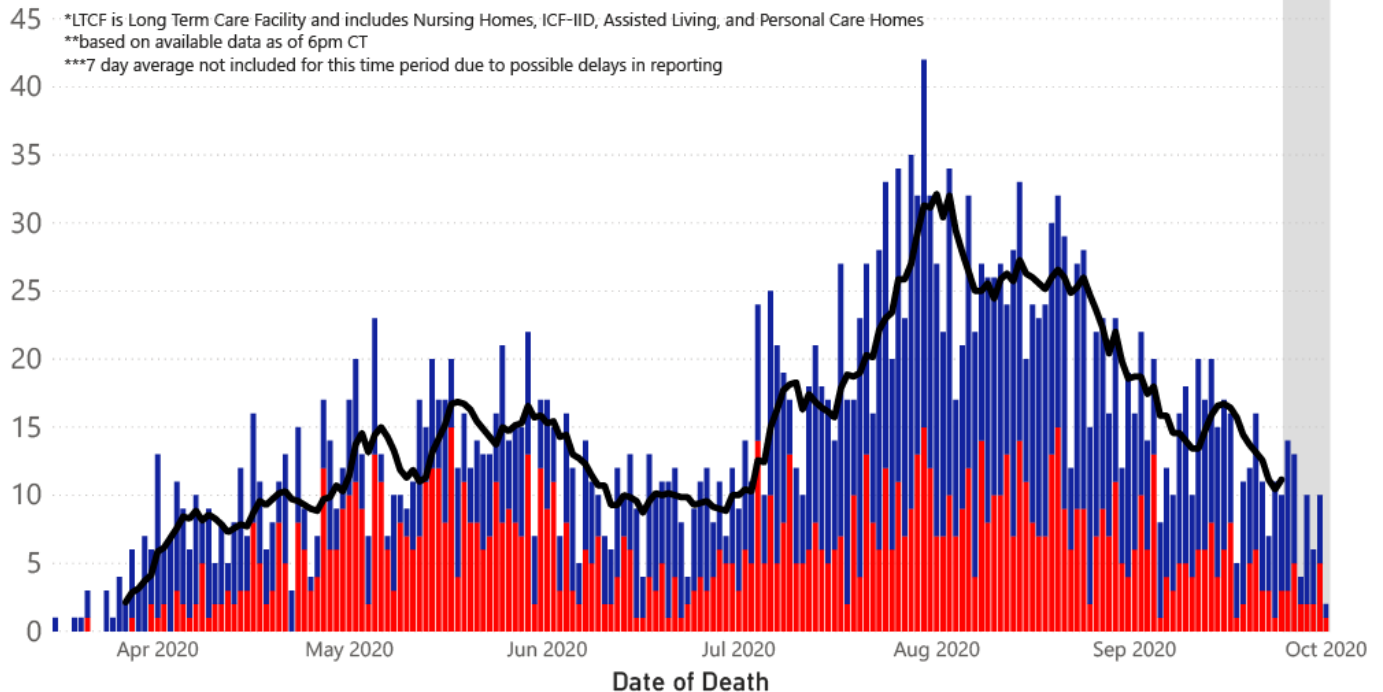
● Cases — 7 Day Average



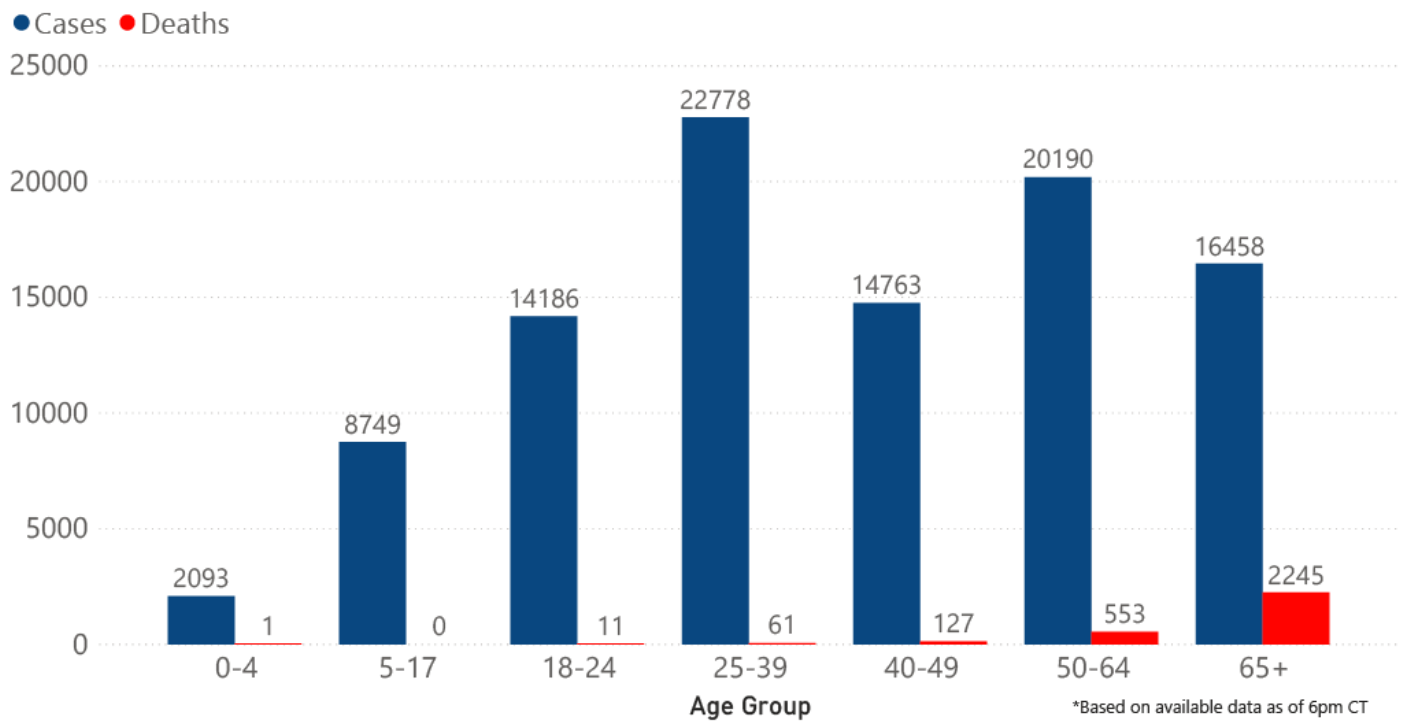
Note: Values up to two weeks in the past on the chart of Cases by Date above can change as we update it with new information from disease investigation.

COVID-19 LTCF* and Non-LTCF Deaths by Date of Death through October 1, 2020**, Mississippi

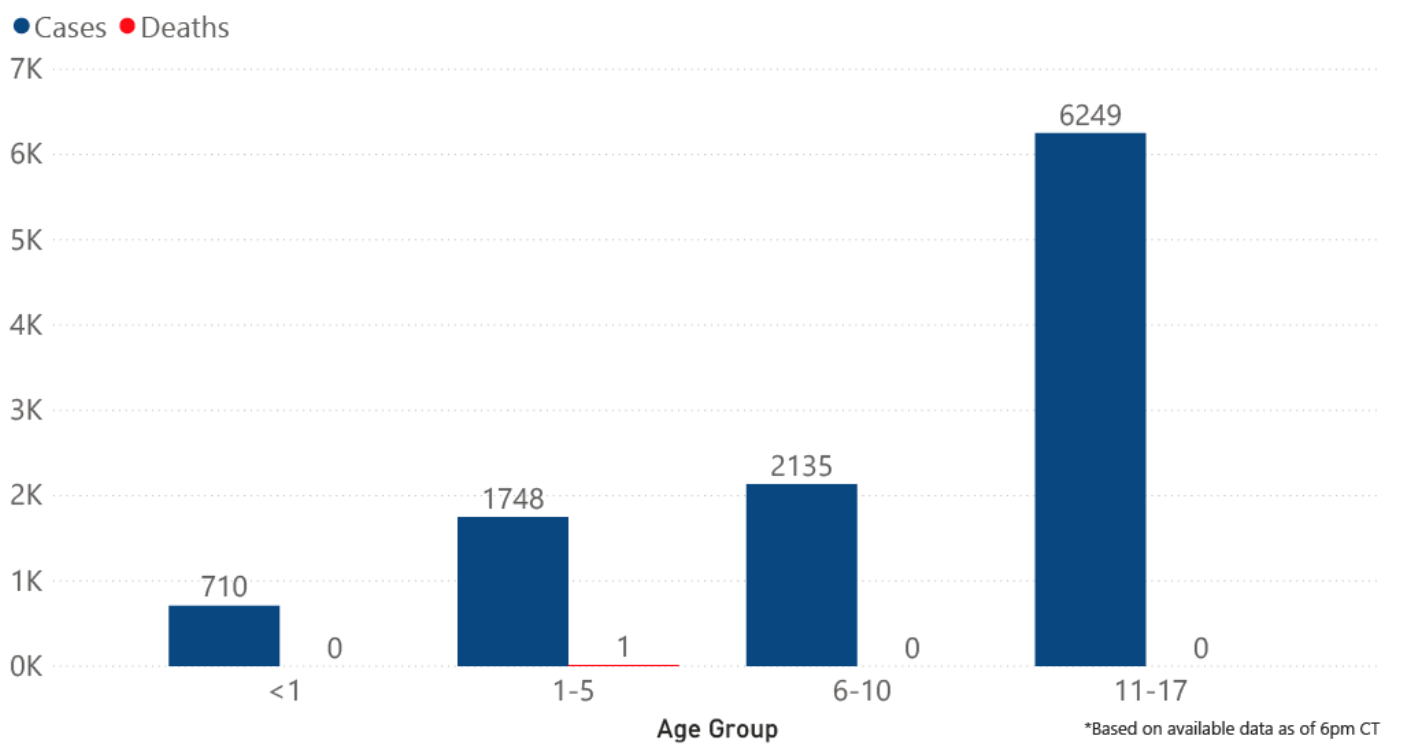
● Resident of LTCF Deaths ● Non-Resident of LTCF Deaths — 7 Day Average



COVID-19 Cases and Deaths by Age Group through October 1, 2020*, Mississippi

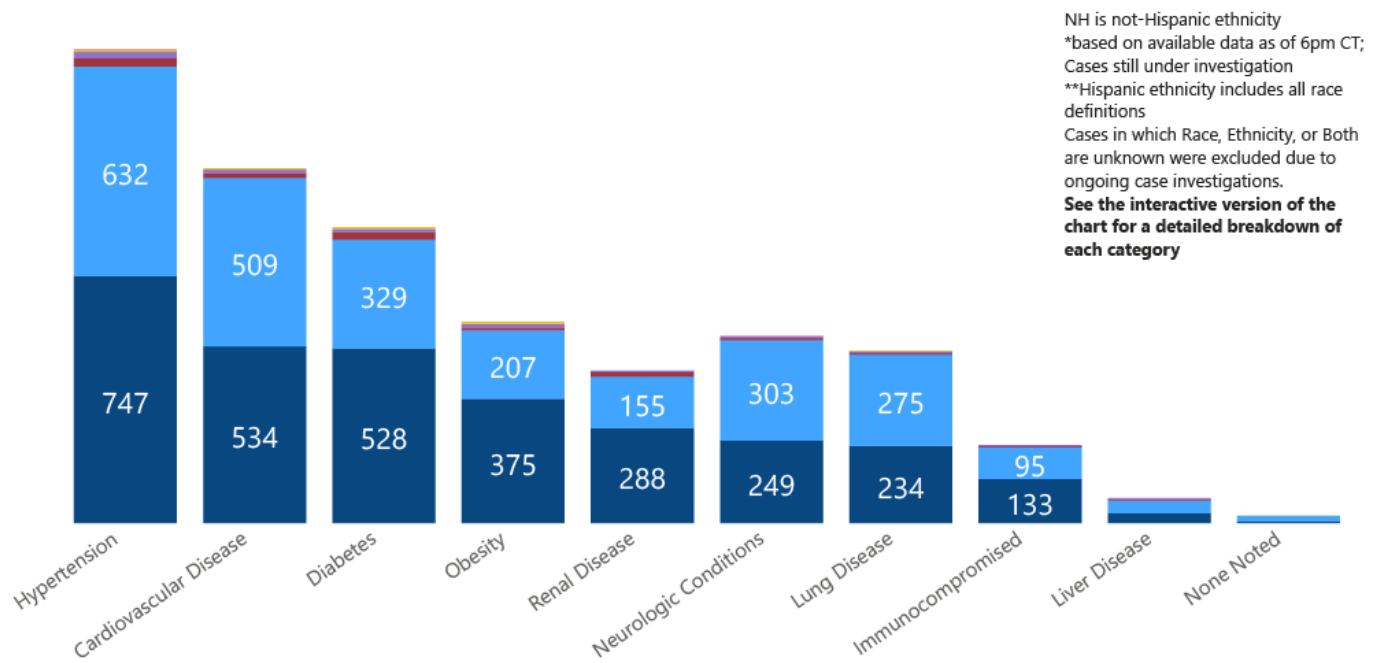


COVID-19 Pediatric Cases and Deaths by Age Group through October 1, 2020*, Mississippi

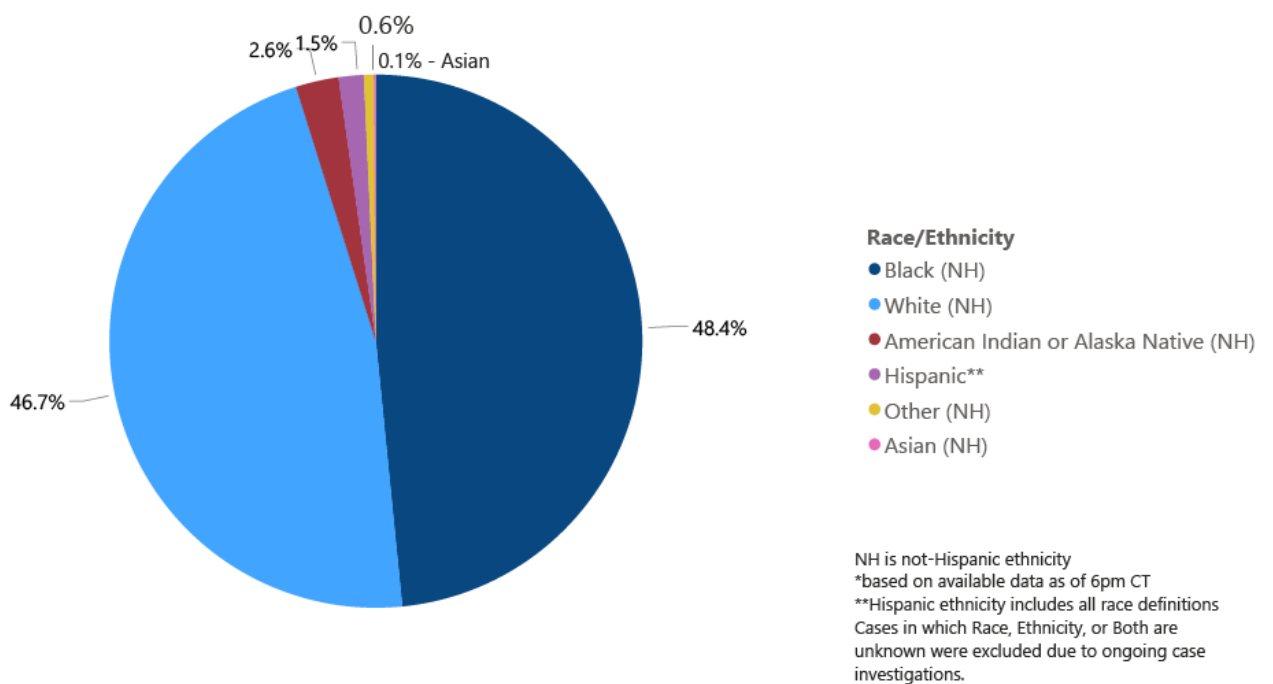


COVID-19 Underlying Conditions in Deaths by Race/Ethnicity through September 27, 2020*, Mississippi

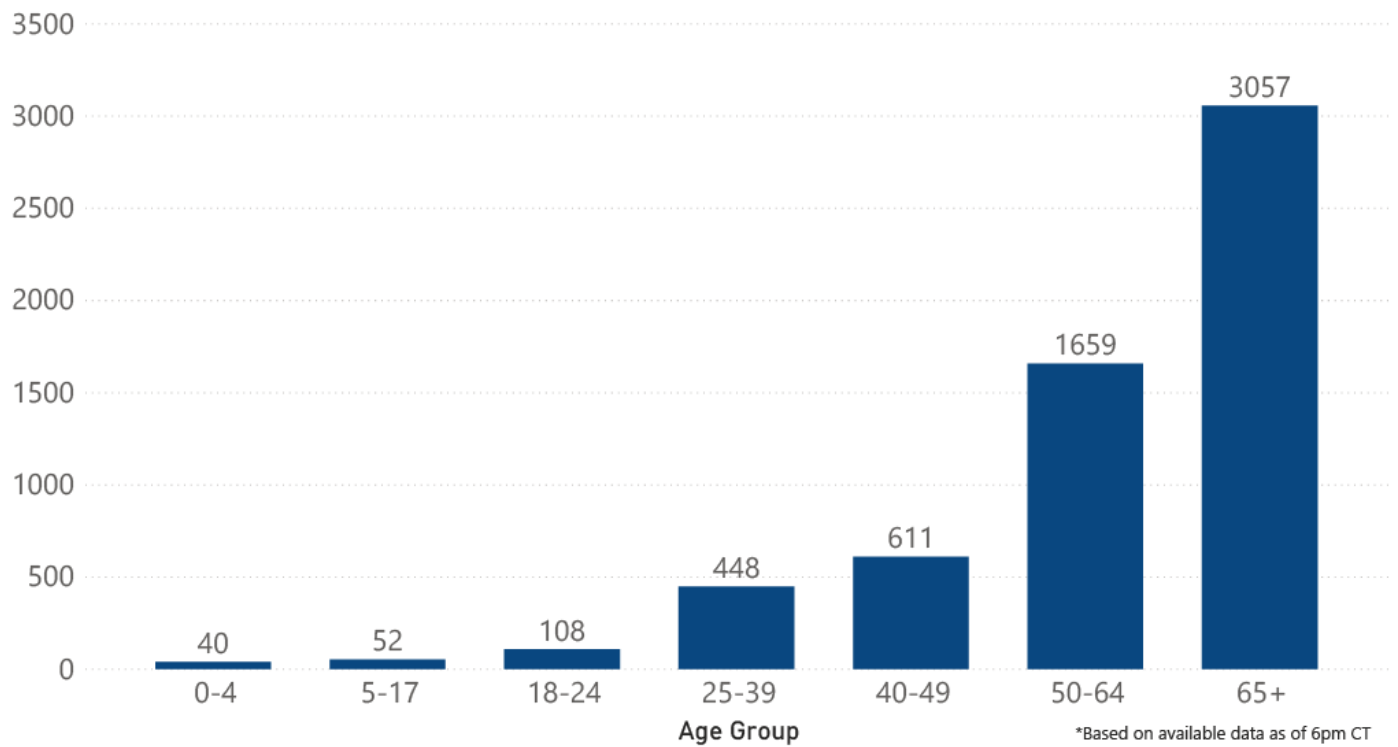
Race/Ethnicity ● Black (NH) ● White (NH) ● American Indian or Alaska Native (NH) ● Hispanic** ● Other (NH) ● Asian (NH)



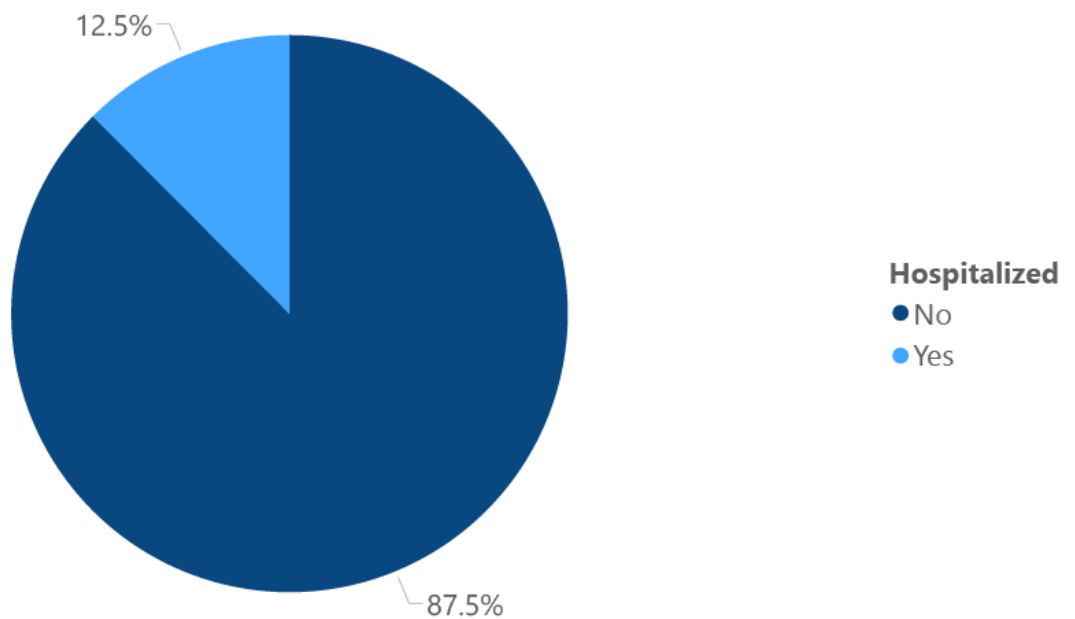
COVID-19 Deaths by Race/Ethnicity through September 27, 2020*, Mississippi



COVID-19 Hospitalized Cases by Age through September 30, 2020*, Mississippi



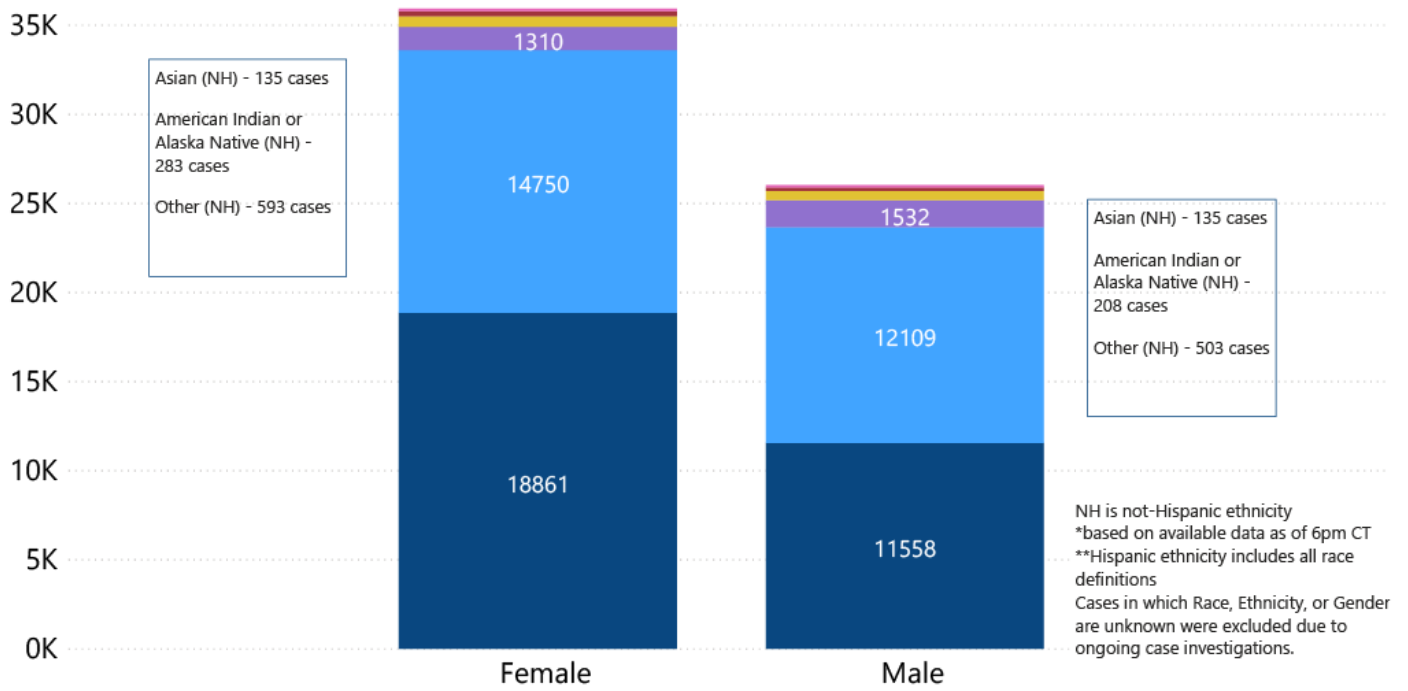
COVID-19 Cumulative Hospitalizations- Investigated Cases September 27, 2020 *



* Cases in which hospitalization is unknown were excluded due to ongoing case investigations; based on available data as of 6 pm CT

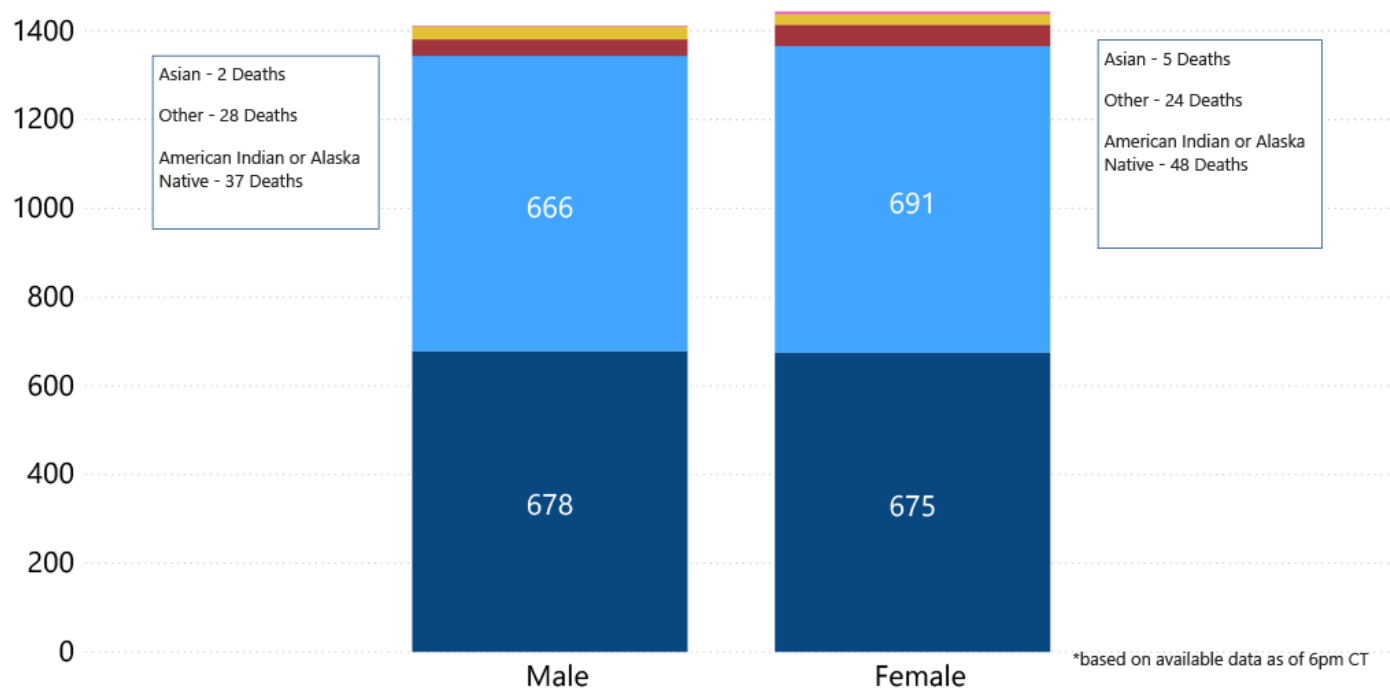
COVID-19 Cases by Race/Ethnicity and Gender through September 27, 2020*, Mississippi

Race/Ethnicity ● Black (NH) ● White (NH) ● Hispanic** ● Other (NH) ● American Indian or Alaska Native (NH) ● Asian (NH)

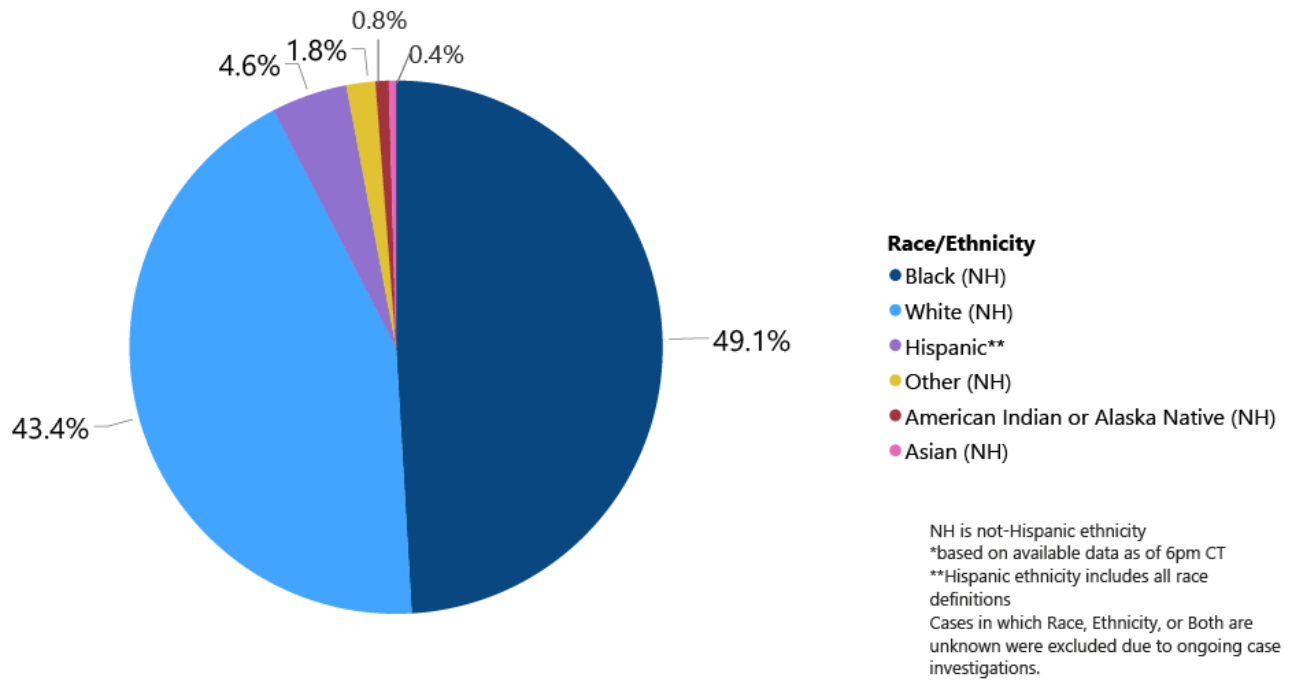


COVID-19 Deaths by Race and Gender through September 27, 2020*, Mississippi

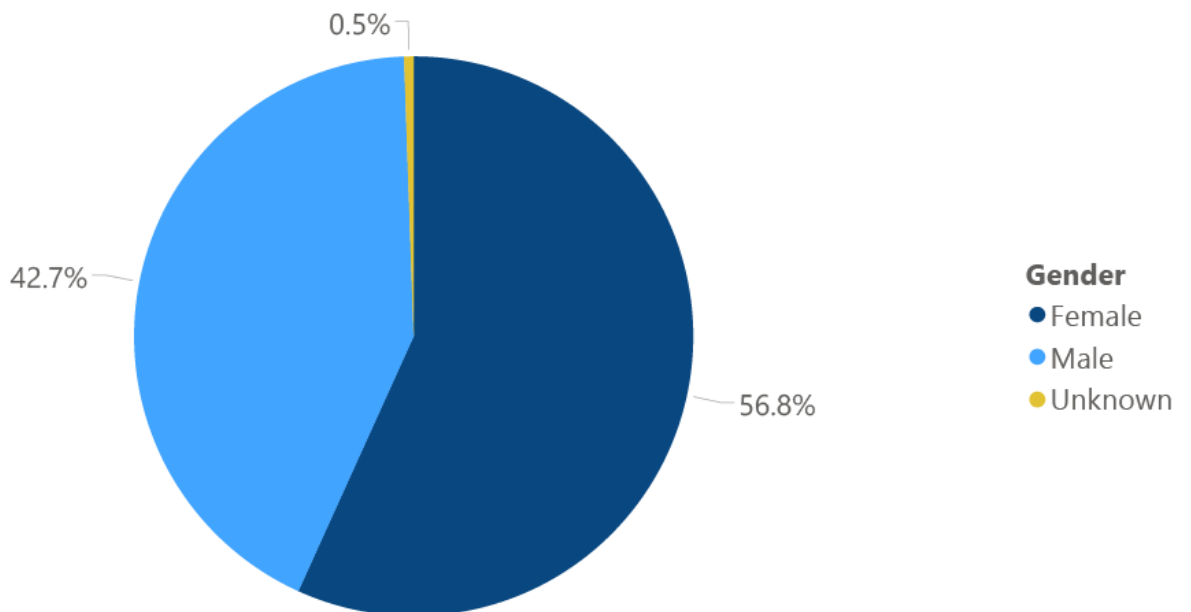
Race ● Black ● White ● American Indian or Alaska Native ● Other ● Asian



COVID-19 Cases by Race/Ethnicity through September 27, 2020*, Mississippi



COVID-19 Cases by Gender through September 27, 2020*, Mississippi



*Based on available data as of 6pm CT

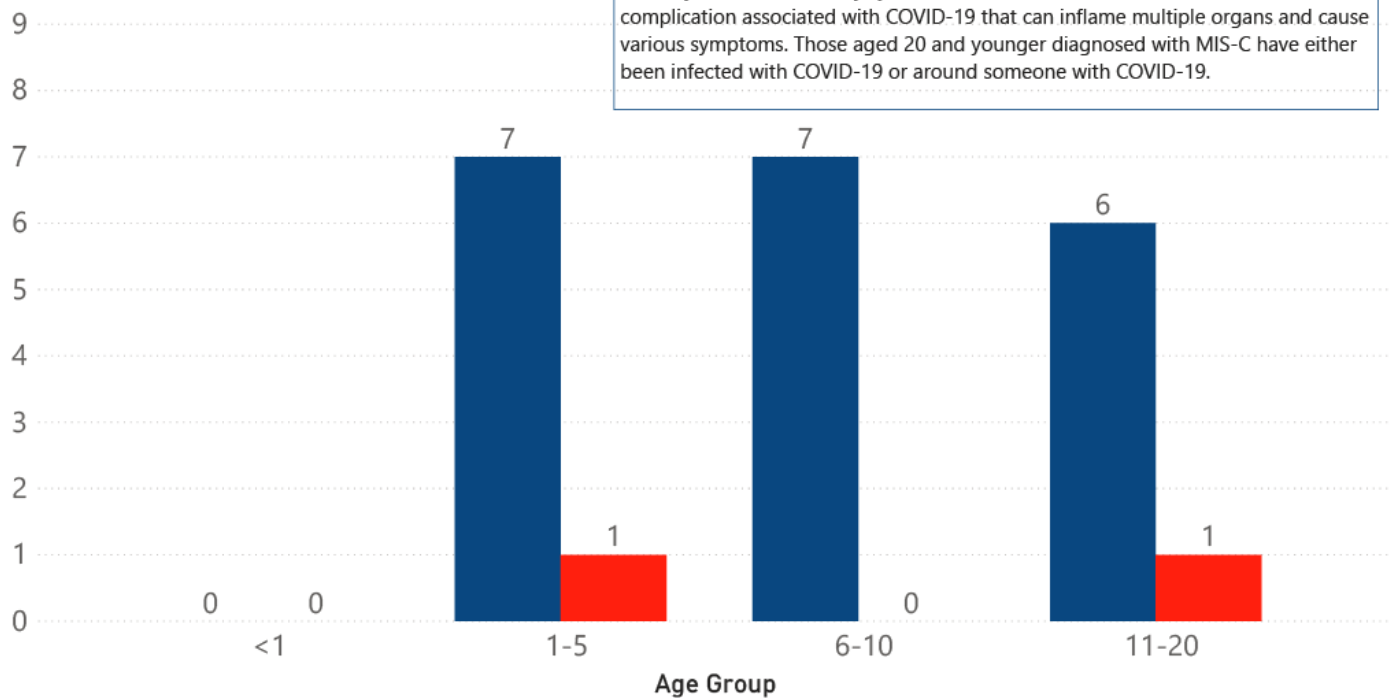
Weekly Pediatric MIS-C Cases and Deaths

[Multisystem inflammatory syndrome in children \(MIS-C\)](#) is a rare but serious condition associated with COVID-19 that causes inflammation in many body parts, including the heart and other vital organs.

MIS-C* Cases and Deaths by Age Group through September 27, 2020, Mississippi

● MIS-C Cases ● MIS-C Deaths

*Multisystem inflammatory syndrome in children (MIS-C): A rare but serious complication associated with COVID-19 that can inflame multiple organs and cause various symptoms. Those aged 20 and younger diagnosed with MIS-C have either been infected with COVID-19 or around someone with COVID-19.



Weekly High Case and High Incidence Counties

Tracking counties with recent high numbers of COVID-19 cases, adjusted for population, provides insight on where local outbreaks are most serious, and where protective measures should be increased. For more accurate reporting, these weekly charts include sample collection dates only up to seven days in the past to allow for case investigation and delays in lab test reports.

Cases counts in these charts is based on the date of illness onset. If the date of illness is not known, the date the test sample was taken, or the date of test result reporting is used instead. Counts are adjusted as cases are investigated.

Counties are ranked by highest weekly case counts, and by weekly incidence (cases proportional to population). A separate table ranking all counties is also available. **All tables updated weekly.**

► [Full tables of counties ranked by weekly incidence and cases](#) PDF

COVID-19 High Incidence MS Counties Over 1 Week Period (September 14- September 20, 2020*)

County	Cases (September 14-September 20)	Cases per 100,000 (September 14-September 20)	Cases to Date	Cases per 100,000 Total	Percent Change
ITAWAMBA	71	303.5	835	3569.9	9%
PRENTISS	64	254.7	865	3442.6	8%
SUNFLOWER	61	242.9	1480	5894.1	4%
CLARKE	37	238.1	603	3880.1	7%
PERRY	28	233.9	424	3541.3	7%
TALLAHATCHIE	32	231.7	776	5619.5	4%
QUITMAN	14	206.1	380	5594.8	4%
BOLIVAR	59	192.6	1849	6037.0	3%
GRENADA	39	187.9	1095	5275.1	4%
PANOLA	64	187.2	1510	4416.2	4%
COAHOMA	41	185.3	1163	5256.7	4%
CHICKASAW	31	181.3	685	4005.1	5%

*based on available data as of 6pm CT
 Cases based on test date. Cases without test date excluded due to ongoing investigations.
 Table will be updated weekly. A one week lag is used for reporting.

COVID-19 High Case MS Counties Over 1 Week Period (September 14-September 20, 2020*)

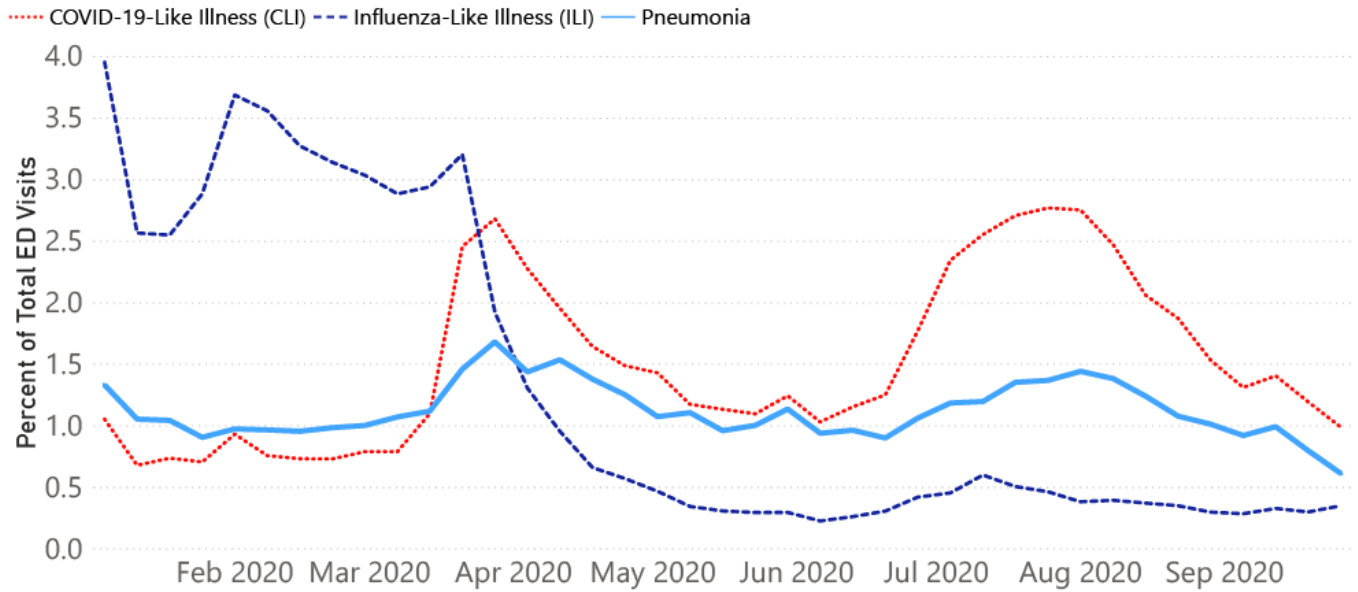
County	Cases (September 14-September 20)	Cases per 100,000 (September 14-September 20)	Cases to Date	Cases per 100,000 Total	Percent Change
DESOTO	148	80.0	5650	3055.0	3%
HINDS	142	61.2	7151	3084.5	2%
LEE	136	159.2	2764	3235.2	5%
JACKSON	118	82.2	3527	2455.8	3%
JONES	117	171.8	2504	3677.1	5%
HARRISON	110	52.9	3888	1868.5	3%
FORREST	107	142.9	2509	3349.9	4%
LAMAR	86	135.8	1728	2728.0	5%
RANKIN	78	50.2	3311	2132.4	2%
LAFAYETTE	75	138.8	2198	4068.9	4%
ITAWAMBA	71	303.5	835	3569.9	9%
PANOLA	64	187.2	1510	4416.2	4%

*based on available data as of 6pm CT
 Cases based on test date. Cases without test date excluded due to ongoing investigations.
 Table will be updated weekly. A one week lag is used for reporting.

Syndromic Surveillance

Emergency department visits by those with symptoms characteristic of COVID-19, influenza and pneumonia, updated weekly.

Percentage of Emergency Department and Clinic visits for CLI, ILI, and Pneumonia Cases Weekly Statewide Summary, January 4, 2020 - September 26, 2020



*The graph represents syndromic surveillance data from emergency department visits, reported electronically by hospitals throughout the state, that are consistent with COVID-19-Like Illness (CLI), Influenza-Like Illness (ILI), and Pneumonia. Based on available data as of 6pm CT. Graph will be updated weekly.

Estimated Recoveries

Presumed COVID-19 cases recovered, estimated weekly (does not include cases still under investigation).

COVID-19 Presumed Recovered Cases through September 27, 2020, Mississippi

89,737

Presumed Recovered*

*Reflects Provisional Estimates. Presumed Recovered if:

- 1) It has been 14 days or more since the case tested positive, if they were not hospitalized
- 2) It has been 21 days or more since the case tested positive, if they were hospitalized or hospitalization was unknown.

All deaths excluded. Presumed recovered counts will be updated weekly.

- ▶ [COVID-19 cases in the United States \(CDC\)](#)
- ▶ [U.S. COVID-19 Tracker \(CDC\)](#)
- ▶ [COVID-19 Global Case Map \(Johns Hopkins University\)](#)

COVID-19 Testing

Statewide Combined Testing as of September 27

This report has changed to a weekly update schedule.

COVID-19 testing providers around the state include commercial laboratories as well as hospital labs. Combined with testing done by the MSDH Public Health Laboratory, the figures provide a complete picture of all Mississippi testing. **Updated weekly.**

PCR testing detects current, active COVID-19 infection in an individual.

Antibody (serology) testing identifies individuals with past COVID-19 infection based on antibodies they develop one to three weeks after infection.

Antigen testing is another way to identify current COVID-19 infection.

	Total tests	PCR	Antibody	Antigen
MSDH Public Health Laboratory	110,105	108,865	1,240	0
Other testing providers	713,080	619,654	37,480	55,946
Total tests for COVID-19 statewide	823,185	728,519	38,720	55,946

MSDH Individuals Tested as of October 1

MSDH Public Health Laboratory (MPHL) testing totals as of 3 p.m. These totals are for tests performed at the MPHL only.

- Total individuals tested by the MPHL: **81,021**
- Total positive individuals from MPHL tests: **8,775**

Getting Tested for COVID-19

The MSDH Public Health Laboratory, its partners, and private providers are testing statewide for COVID-19.

Anyone with symptoms of fever, severe cough or severe chest pains – especially those who are older or in poor health – should make arrangements for testing with their doctor or one of the many healthcare providers now performing testing. Healthcare providers can assess your health history and symptoms, and perform testing for COVID-19 as needed. MSDH is also helping conduct free drive-up testing sites in many parts of the state. **Always call ahead to the testing provider for instructions on safely being examined before you visit for your test.**

- ▶ [Find a COVID-19 testing provider near you](#)

Prevention and Guidance for Individuals and the Community

▶ [Preventive steps to take, recommendations, guidance and general information on COVID-19](#)

Get health alerts and our free newsletter by e-mail:



Last reviewed on Mar 5,

2020

[error on this](#)

[email page](#)

[print](#)

Related resources

- ▶ [IT IS REAL: COVID-19 as Told by Survivors](#)
- ▶ [Local COVID-19 Testing Providers](#)
- ▶ [COVID-19 Guidance and Prevention for Individuals and the Community](#)
Updated October 1, 2020

More topics

- ▶ [\[Espanol, Tieng Viet, ASL \]](#)
- ▶ [County Data](#)
- ▶ [Diagnostic Testing EUA](#)
- ▶ [Handouts and Posters](#)
- ▶ [Healthcare Professionals](#)
- ▶ [Interactive Map and Charts](#)
- ▶ [Long-Term Care Outbreaks](#)
- ▶ [Prevention and Safety Guidance](#)
- ▶ [School Cases and Outbreaks](#)
- ▶ [Testing for COVID-19](#)

COVID-19



Keep your distance

Stay at least six feet apart from others in large groups.

[MORE PREVENTION TIPS](#)

AGENCY

[About Us](#)

[Administration](#)

[Board of Health](#)

[County Offices](#)

[Institutional Review](#)

[Jobs](#)

[Locations](#)

[Public Health Laboratory](#)

[RFPs/Grants](#)

[More »](#)

[Intranet](#)

[OHIT+ER Service Center](#)

[Webmail](#)

INFORMATION

[Apps](#)

[Calendar of Events](#)

[Contact Us](#)

[Meetings](#)

[Health Resources](#)

[Hotlines](#)

[Locations](#)

[News](#)

[Newsletter](#)

[Phone Numbers](#)

[Español](#)

I NEED A ...

[Birth Certificate](#)

[Certificate of Need](#)

[Children's Health Insurance](#)

[Complaint Form](#)

[Criminal History Check](#)

[Death Certificate](#)

[Divorce Record](#)

[Food Permit](#)

[Immunization Record](#)

[J-1 Visa](#)

[License Verification](#)

[Marriage Record](#)

[Professional License](#)

[Public Records Request](#)

[Wastewater Application](#)

PUBLICATIONS

[Annual Report](#)

[CON Weekly Reports](#)

[Health Facilities Directory](#)

[Mississippi Morbidity Reports](#)

[Public Health Report](#)

[State Health Plan](#)

[Strategic Plan](#)

[More »](#)

Mississippi State Department of Health • 570 East Woodrow Wilson Dr • Jackson, MS 39216 • 866-HLTHY4U • [Contact and information](#)



