



Coronavirus Disease 2019 (COVID-19)

Updated October 4, 2020

The national Centers for Disease Control and Prevention (CDC) and the Mississippi State Department of Health continue to closely monitor the outbreak of respiratory illnesses caused by the novel (new) coronavirus COVID-19, and are working to limit the spread of cases nationally and in Mississippi.

Mississippi Coronavirus Hotline (7 days a week, 7 a.m.-7 p.m.): **877-978-6453**

General Information

- ▶ [COVID-19 and You: Video Q & A with State Health Officer Dr. Thomas Dobbs](#)
- ▶ [COVID-19 overview, questions and answers](#)
- ▶ [Guidance, prevention and testing](#)
- ▶ [Handouts: Basic disease prevention, handwashing and more](#)
- ▶ [ASL, Spanish and Vietnamese materials](#)

Home isolation is mandatory if you have tested positive for COVID-19 by [order of the State Health Officer](#). (If you are awaiting results of routine testing *not* related to exposure, you may [return to work](#) and follow the safety guidance of your employer.) If you have been in contact with someone who has COVID-19, quarantine is also important to protect others. [Find out more »](#)

Healthcare Professionals

Guidance and more →

- ▶ [MSDH guidance](#)
- ▶ [Electronic reporting](#)
- ▶ [Specimens](#)
- ▶ [Lab dropoff](#)
- ▶ [CDC guidance](#)
- ▶ [MS-HAN Alerts](#)

[ALL HEALTHCARE](#)

Current Cases and Statistics

[County and state data](#) →

- ▶ [Today's update](#)
- ▶ [County data reports](#)
- ▶ [State data charts](#)
- ▶ [Schools and LTC facilities](#)
- ▶ [Lab testing](#)
- ▶ [Recoveries](#)

[ALL STATISTICS](#)

Guidance, Testing and Prevention

[Personal and community](#) →

- ▶ [Getting tested](#)
- ▶ [Personal protection](#)
- ▶ [Gatherings and events](#)
- ▶ [Business and community](#)
- ▶ [School guidelines](#)
- ▶ [State agencies](#)

[ALL GUIDANCE](#)

COVID-19 in Mississippi

New Cases and Deaths as of October 3

NEW CASES

321

New COVID-19 positive test results reported to MSDH as of 6 p.m. yesterday.

NEW DEATHS

2

New COVID-19 related deaths reported to MSDH as of 6 p.m. yesterday. One death occurred on October 2nd in the county below.

County	Total
Desoto	1

1 COVID-19 related death occurred September 3rd, identified from a death certificate report.

County	Total
Warren	1

LTC OUTBREAKS

122

Current outbreaks in long-term care facilities only. (See [LTC facility outbreak definition.](#))

About our case counts: We currently update our case totals each day based on test results from the previous day. Outside laboratories also report positive test results to us, which are included in our totals. Repeated tests for the same individual are counted only once. County case numbers and deaths may change as investigation finds new or additional information.

County COVID-19 Data

Race and Ethnicity

- ▶ [Total COVID-19 cases and deaths by county, race and ethnicity](#) PDF
Current and past data tables, updated daily

Data Snapshots for Individual Counties

- ▶ [Weekly COVID-19 snapshots for each Mississippi county](#)

High Cases and Incidence

► [Mississippi counties ranked by weekly cases and incidence](#)

Cumulative Cases and Deaths by County

Totals of all reported COVID-19 cases for 2020, including those in long-term care (LTC) facilities.

Detailed reporting of long-term care information will resume on Monday.

The numbers in this table are provisional. County case numbers and deaths may change as investigation finds new or additional information. The data provided below is the most current available.

County	Total Cases	Total Deaths
Adams	967	39
Alcorn	860	11
Amite	355	10
Attala	691	25
Benton	248	3
Bolivar	1902	71
Calhoun	545	12
Carroll	332	12
Chickasaw	718	24
Choctaw	189	6
Claiborne	477	16
Clarke	625	48
Clay	611	20
Coahoma	1189	31
Copiah	1242	33
Covington	845	25
De Soto	5811	70
Forrest	2650	75
Franklin	204	3
George	820	14
Greene	405	17
Grenada	1123	36
Hancock	622	22
Total	100,488	3,013

County	Total Cases	Total Deaths
Harrison	4077	76
Hinds	7289	163
Holmes	1111	60
Humphreys	382	15
Issaquena	106	3
Itawamba	917	24
Jackson	3739	70
Jasper	601	15
Jefferson	246	10
Jefferson Davis	350	11
Jones	2583	81
Kemper	294	15
Lafayette	2266	41
Lamar	1869	37
Lauderdale	2123	127
Lawrence	443	14
Leake	980	38
Lee	3040	73
Leflore	1463	82
Lincoln	1150	53
Lowndes	1644	58
Madison	3389	90
Marion	887	40
Marshall	1128	22
Monroe	1287	70
Montgomery	490	21
Neshoba	1646	106
Newton	800	25
Noxubee	571	16
Oktibbeha	1850	53
Panola	1546	31
Pearl River	952	54
Total	100,488	3,013

County	Total Cases	Total Deaths
Perry	441	21
Pike	1260	54
Pontotoc	1328	17
Prentiss	896	19
Quitman	398	5
Rankin	3446	80
Scott	1184	27
Sharkey	268	14
Simpson	1085	47
Smith	553	15
Stone	389	13
Sunflower	1514	47
Tallahatchie	788	24
Tate	1041	38
Tippah	736	18
Tishomingo	724	39
Tunica	505	15
Union	1046	24
Walthall	606	26
Warren	1429	51
Washington	2317	84
Wayne	929	21
Webster	347	13
Wilkinson	309	18
Winston	763	19
Yalobusha	453	14
Yazoo	1083	33
Total	100,488	3,013

Case Classifications

Mississippi investigates and reports both probable and confirmed cases and deaths according to the [CSTE case definition](#).

	Confirmed	Probable	Total
Cases	92,154	8,334	100,488
Deaths	2,765	248	3,013

Confirmed cases and deaths are generally determined by positive PCR tests, which detect the presence of ongoing coronavirus infection.

Probable cases are those who test positive by other testing methods such as antibody or antigen, and have recent symptoms consistent with COVID-19, indicating a recent infection.

Probable deaths are those individuals with a designation of COVID-19 as a cause of death on the death certificate, but where no confirmatory testing was performed.

Deaths from COVID-19 and Other Causes

This table of death counts compares COVID-19 deaths in Mississippi by week with deaths from other major causes, including contributing and underlying causes.

- ▶ [Mississippi Provisional Death Counts by Week](#)
Updated weekly

K-12 School Report

Mississippi K-12 schools make weekly reports of cases among students, teachers and staff, number of outbreaks, and teachers and students under quarantine as a result of COVID-19 exposure. An outbreak in a school setting is defined as 3 or more individuals diagnosed with COVID-19 in the same group within a 14-day period.

Note: These cases have been directly reported to MSDH by each school, and may not yet have appeared in our state and county totals of cases reported by laboratories.

- ▶ [K-12 reports of COVID-19 school cases, outbreaks and exposure](#)
Updated weekly

Long-Term Care Facility Cases and Outbreaks

Long-term care (LTC) facilities like nursing homes are considered high risk locations because their residents are older or in poor health. A single confirmed COVID-19 infection in an LTC facility resident, or more than one infection in employees or staff in a 14-day period constitutes an outbreak. Residential care facilities also represent group living facilities where COVID-19 can be easily spread. We investigate residents, staff and close contacts of infected individuals for possible exposure.

These outbreak figures are reported directly to MSDH by the facility. Many of the cases and deaths reported by facilities may not yet be included in our totals of lab-reported cases.

- ▶ [Mississippi COVID-19 cases and deaths in long-term care facilities](#) PDF
Long-term care facilities include nursing homes, personal care homes, assisted living homes, and intermediate care facilities for individuals with intellectual disability (ICF-IID)
- ▶ [Mississippi COVID-19 cases and deaths in residential care facilities](#) PDF
Residential care facilities include psychiatric or chemical dependency residential treatment centers and long-term acute care facilities.

Ongoing Outbreaks in Nursing Homes

Because nursing homes report COVID-19 data directly to the Centers for Medicare and Medicaid (CMS), we have replaced our usual long-term care facility report with the most recent CMS nursing home data, avoiding duplicate reporting requirements for these facilities.

Data such as illness in residents and staff, deaths in residents, as well as a number of other data elements are now publicly

available on the CMS website. MSDH is providing the following links to view this data, which is reported directly by the Nursing Homes and is updated daily.

Note: Cases and deaths listed on the CMS website may not have appeared yet in our county totals, which are based on reports from testing laboratories.

- ▶ [Search for nursing home COVID-19 data](#)
- ▶ [About the CMS COVID-19 dataset](#)
- ▶ [CMS state and national COVID-19 nursing home data](#)

Mississippi COVID-19 Data Charts and Map

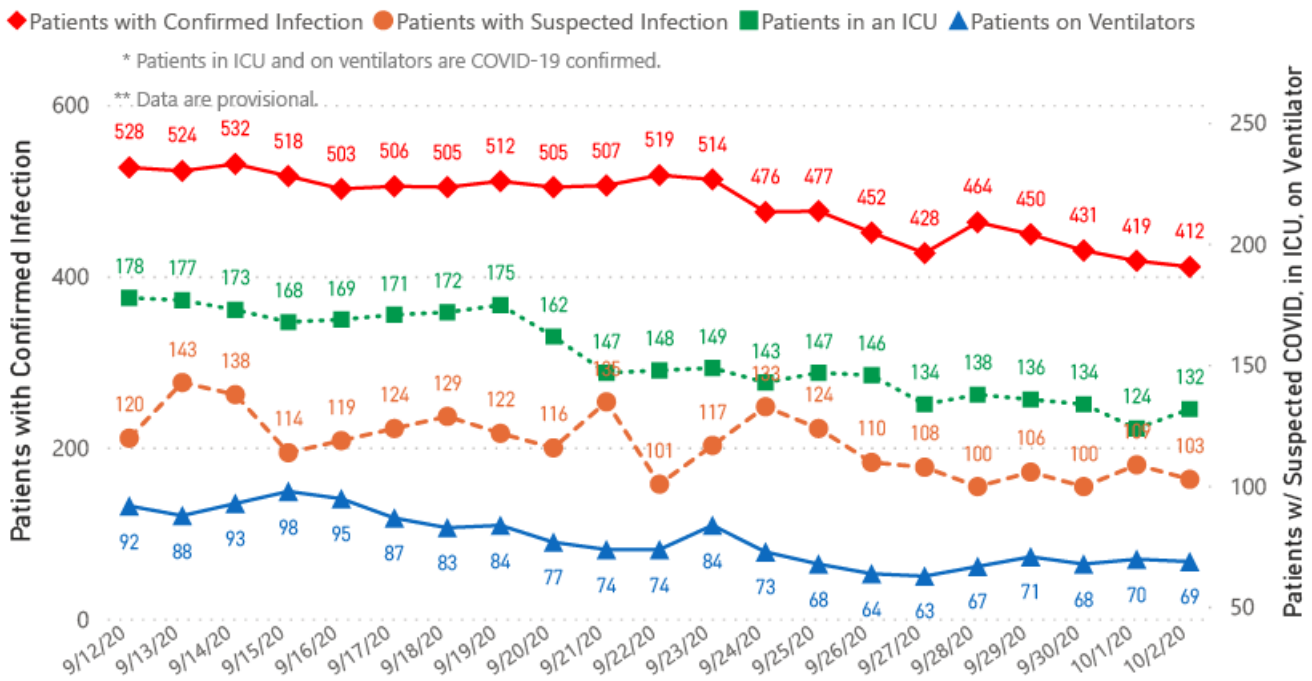
Detailed charts of COVID-19 cases, deaths and hospitalizations will resume on Monday.

All data reports below are updated as they become available.

Hospitalizations and Bed Availability

- ▶ [Interactive chart of hospitalizations by date](#)
- ▶ [Interactive chart of local and state hospital bed availability](#)

COVID-19 Hospitalizations Reported by MS Hospitals, 9/12/20-10/2/20 **, **



Daily Statewide Data Charts

Our state case map and other data charts are also available in interactive form.

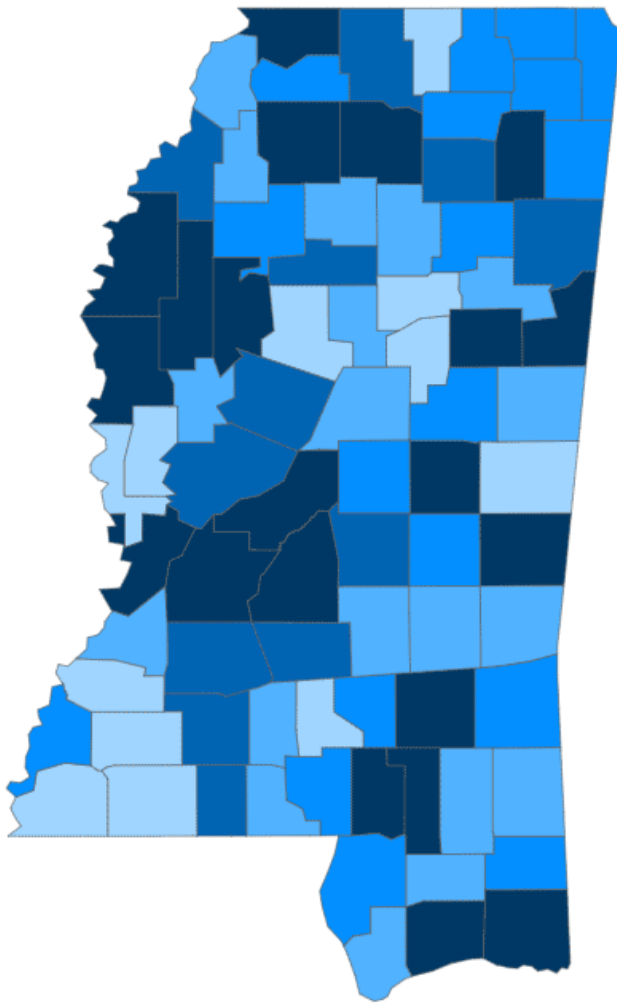
- ▶ [View interactive map](#)

The charts below are based on available data at the time of publication. Charts do **not** include cases where insufficient details of the case are known.

Mississippi COVID-19 Cases and Deaths by Race with Ethnicity as of 6 pm CT, October 2, 2020

Total Cases

100,167



	American Indian or Alaska Native	Asian	Black	White	Other	Unknown
Non Hispanic	514	283	31,311	28,494	1,142	442
Hispanic	17	12	132	878	1,758	150
Unknown Ethnicity	785	80	7,690	8,047	4,735	13,697

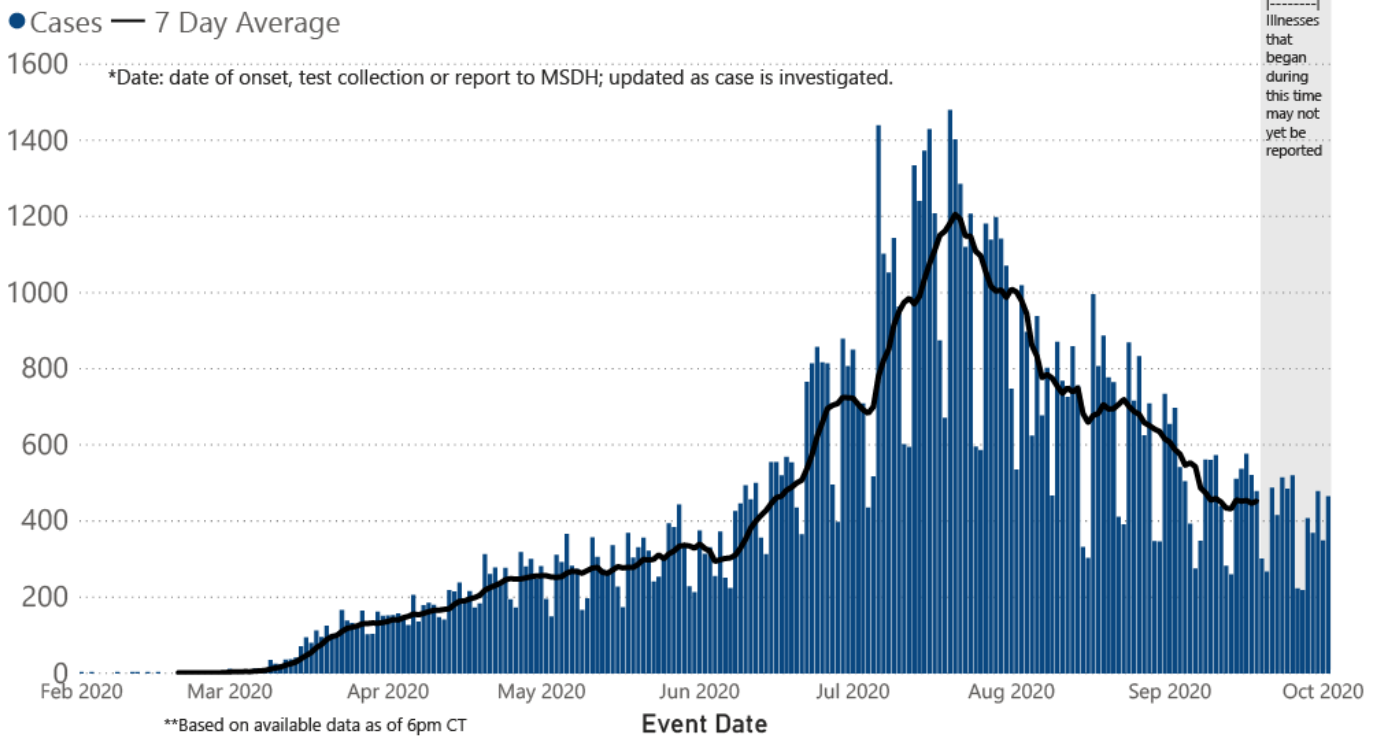
Total Deaths

3,011

	American Indian or Alaska Native	Asian	Black	White	Other	Unknown
Non Hispanic	65	3	1,241	1,204	16	3
Hispanic	1	0	4	19	13	1
Unknown Ethnicity	20	4	147	184	24	62

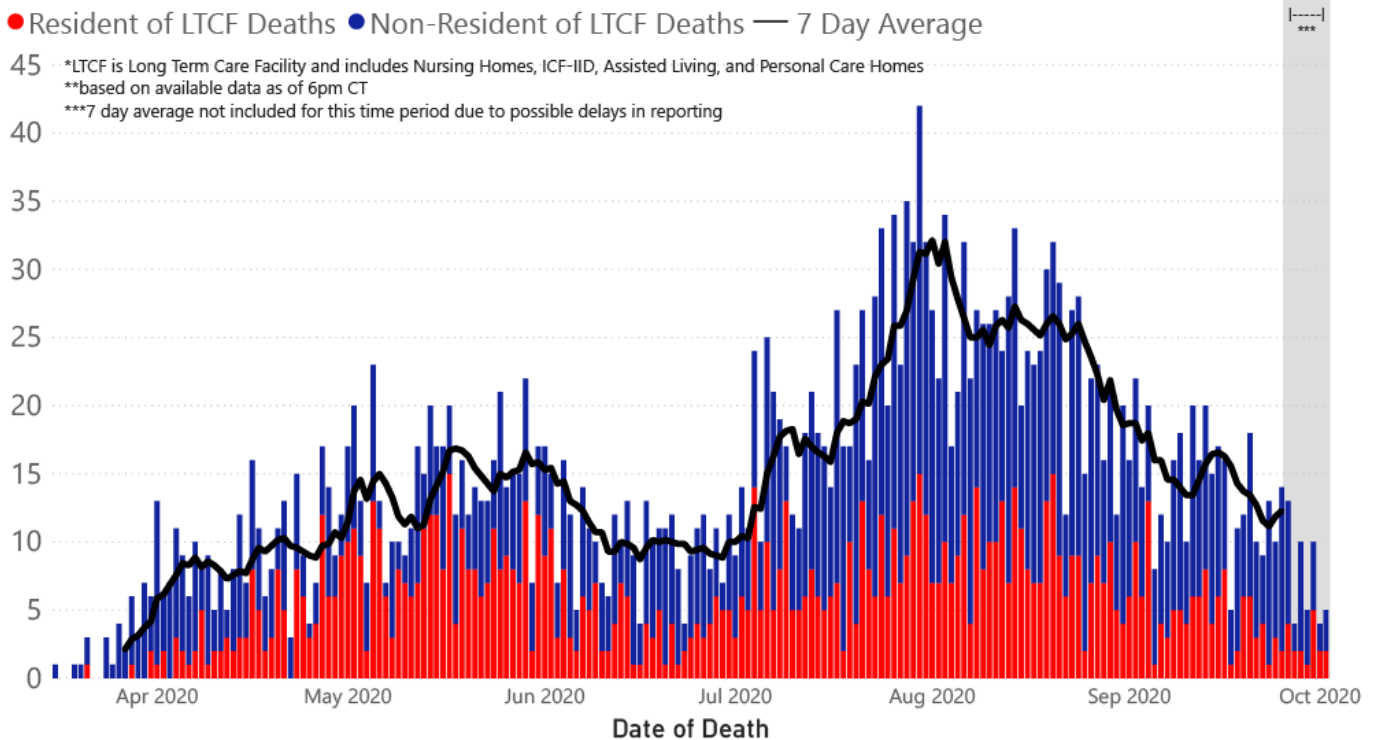
● 1 to 350 ● 351 to 700 ● 701 to 1050 ● 1051 to 1400 ● >1400

COVID-19 Cases by Date* through October 2, 2020**, Mississippi

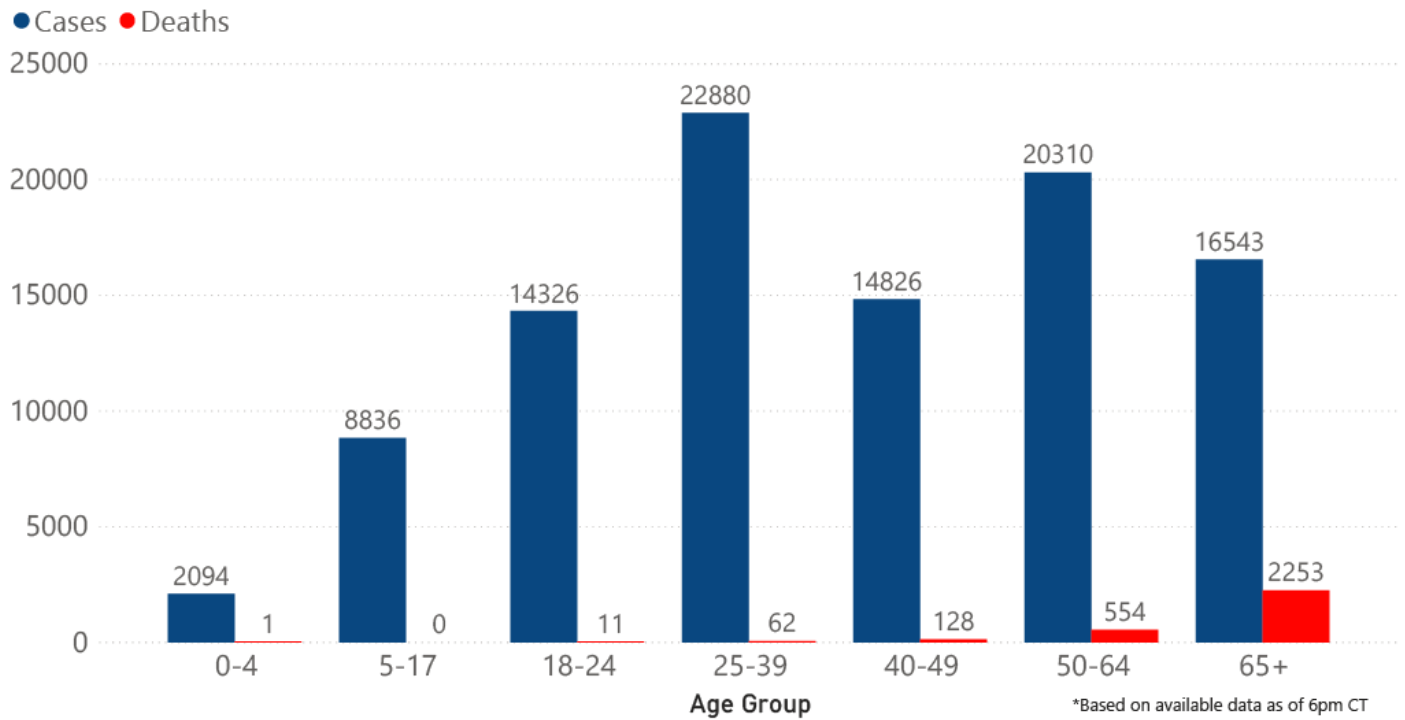


Note: Values up to two weeks in the past on the chart of Cases by Date above can change as we update it with new information from disease investigation.

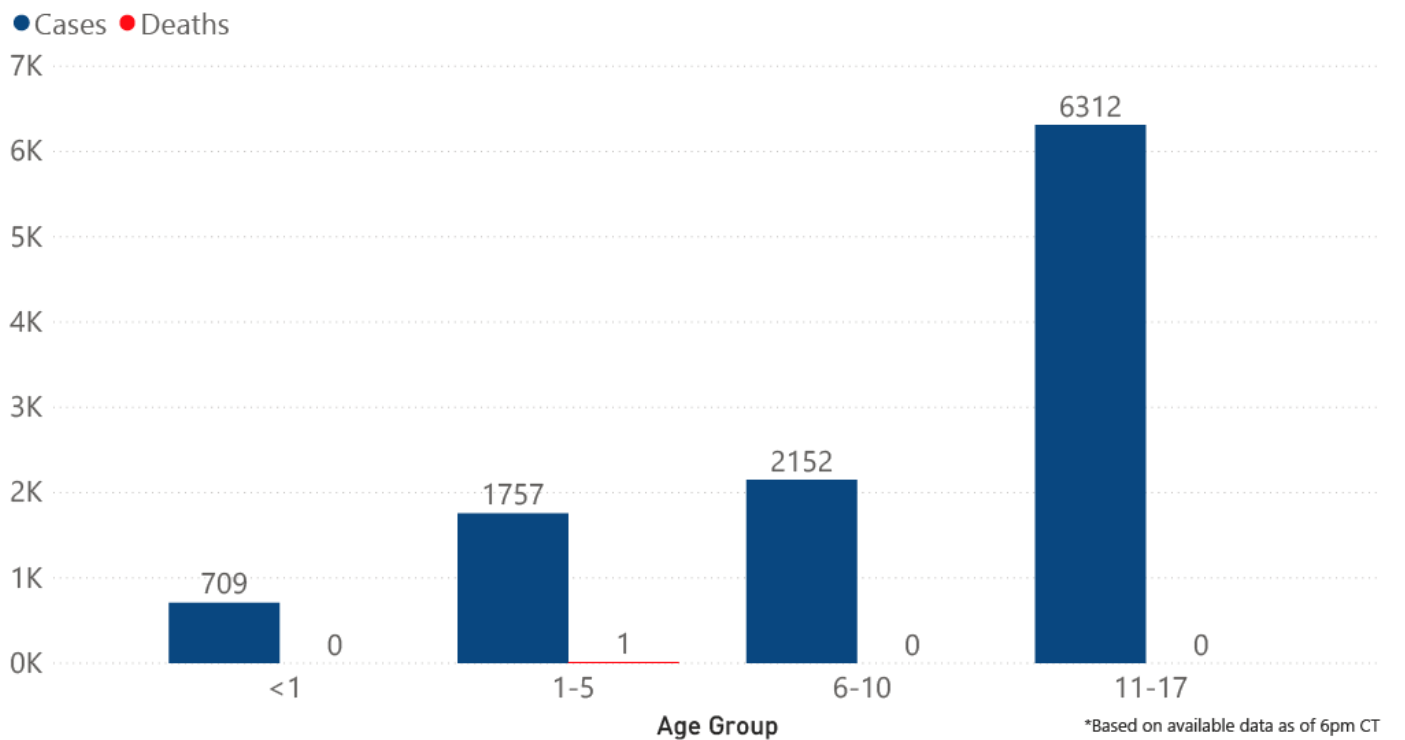
COVID-19 LTCF* and Non-LTCF Deaths by Date of Death through October 2, 2020**, Mississippi



COVID-19 Cases and Deaths by Age Group through October 2, 2020*, Mississippi

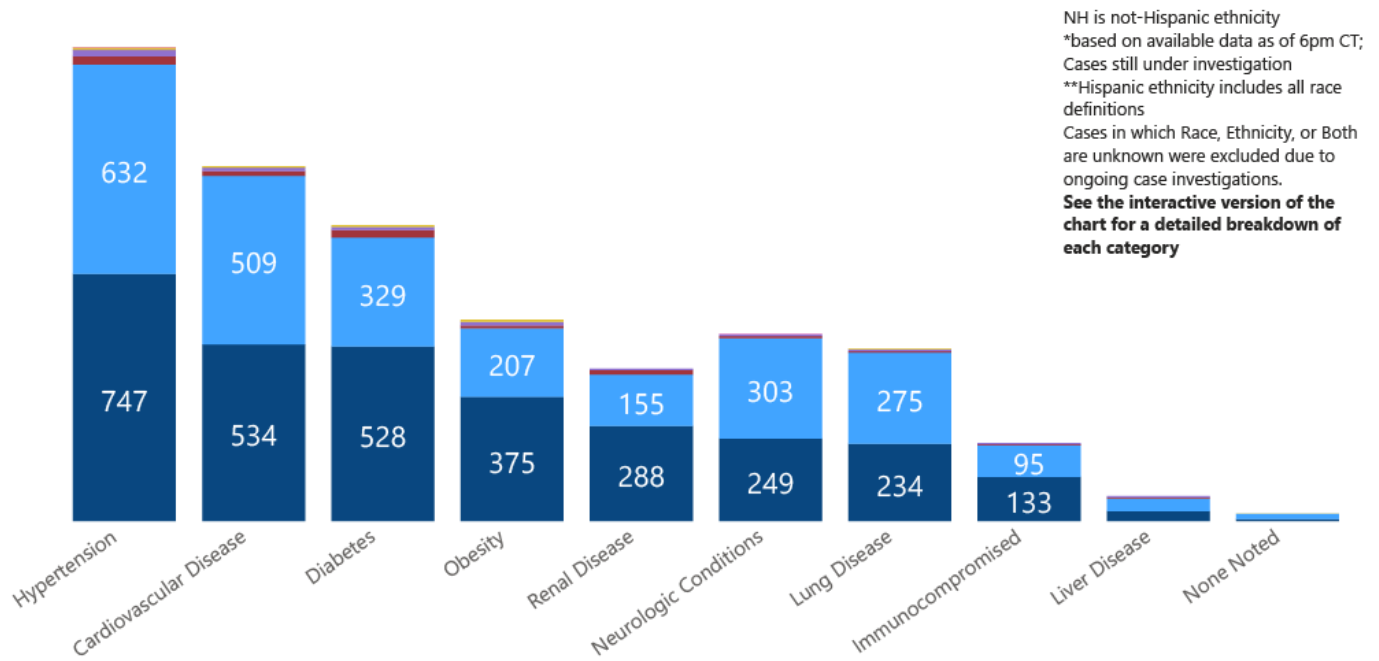


COVID-19 Pediatric Cases and Deaths by Age Group through October 2, 2020*, Mississippi

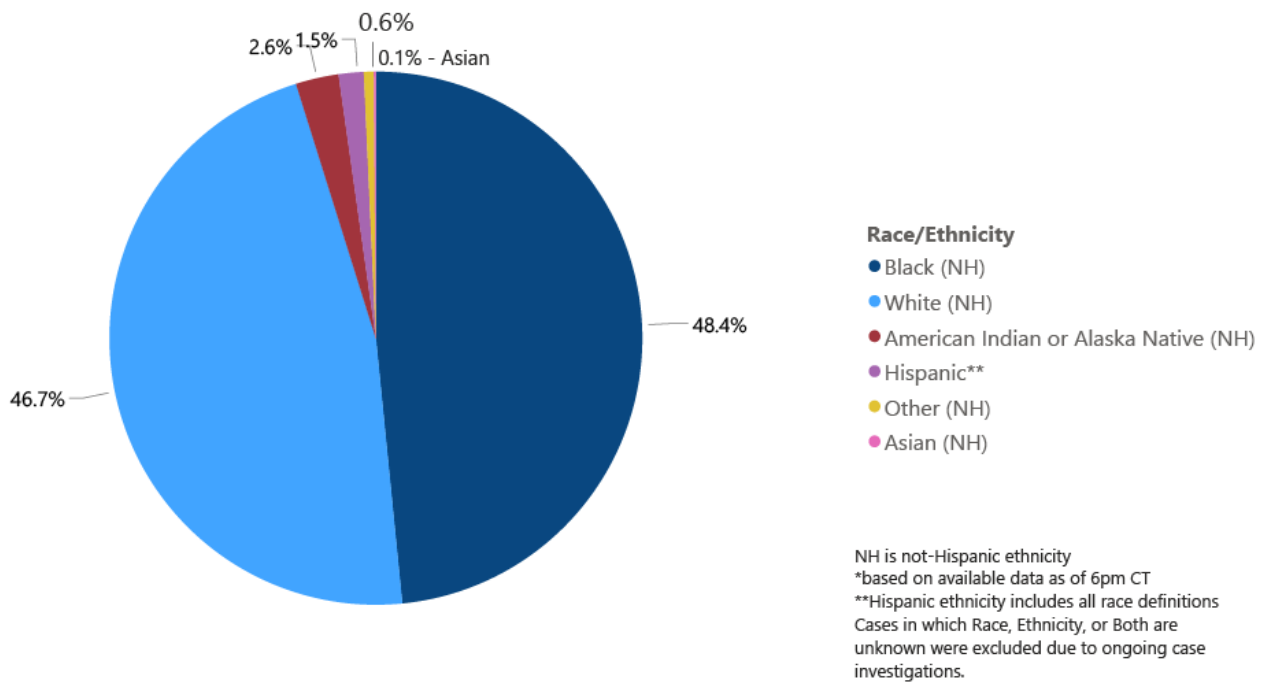


COVID-19 Underlying Conditions in Deaths by Race/Ethnicity through September 27, 2020*, Mississippi

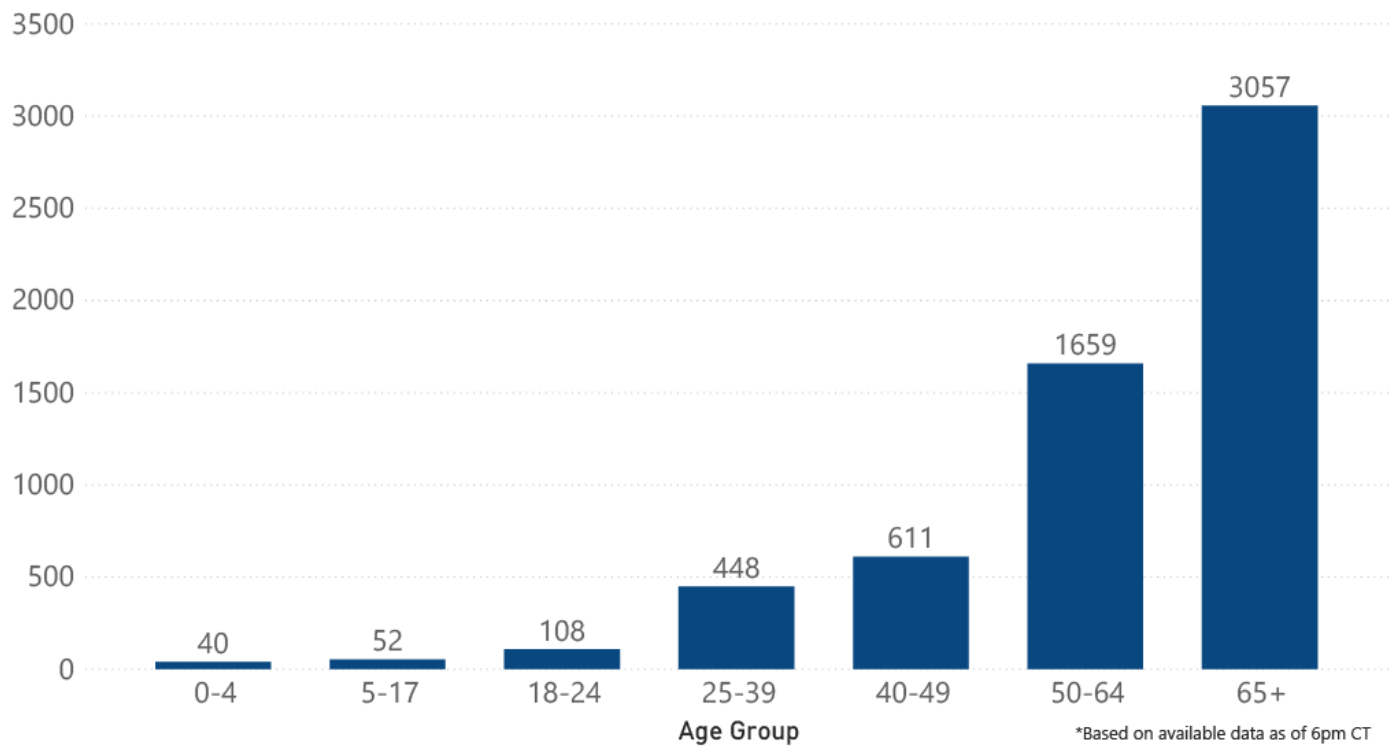
Race/Ethnicity ● Black (NH) ● White (NH) ● American Indian or Alaska Native (NH) ● Hispanic** ● Other (NH) ● Asian (NH)



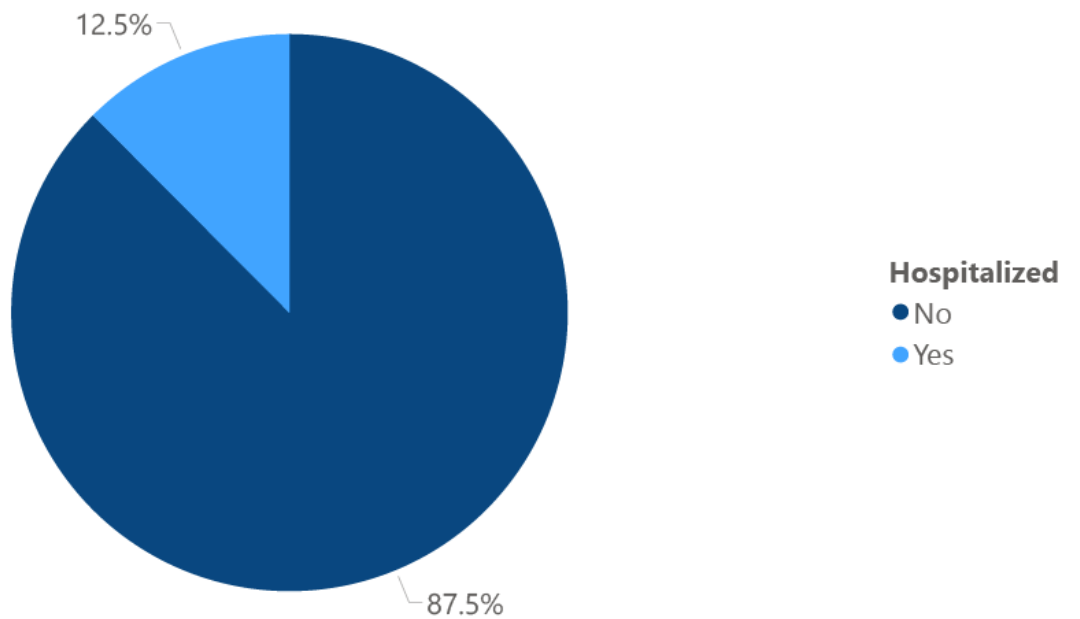
COVID-19 Deaths by Race/Ethnicity through September 27, 2020*, Mississippi



COVID-19 Hospitalized Cases by Age through September 30, 2020*, Mississippi



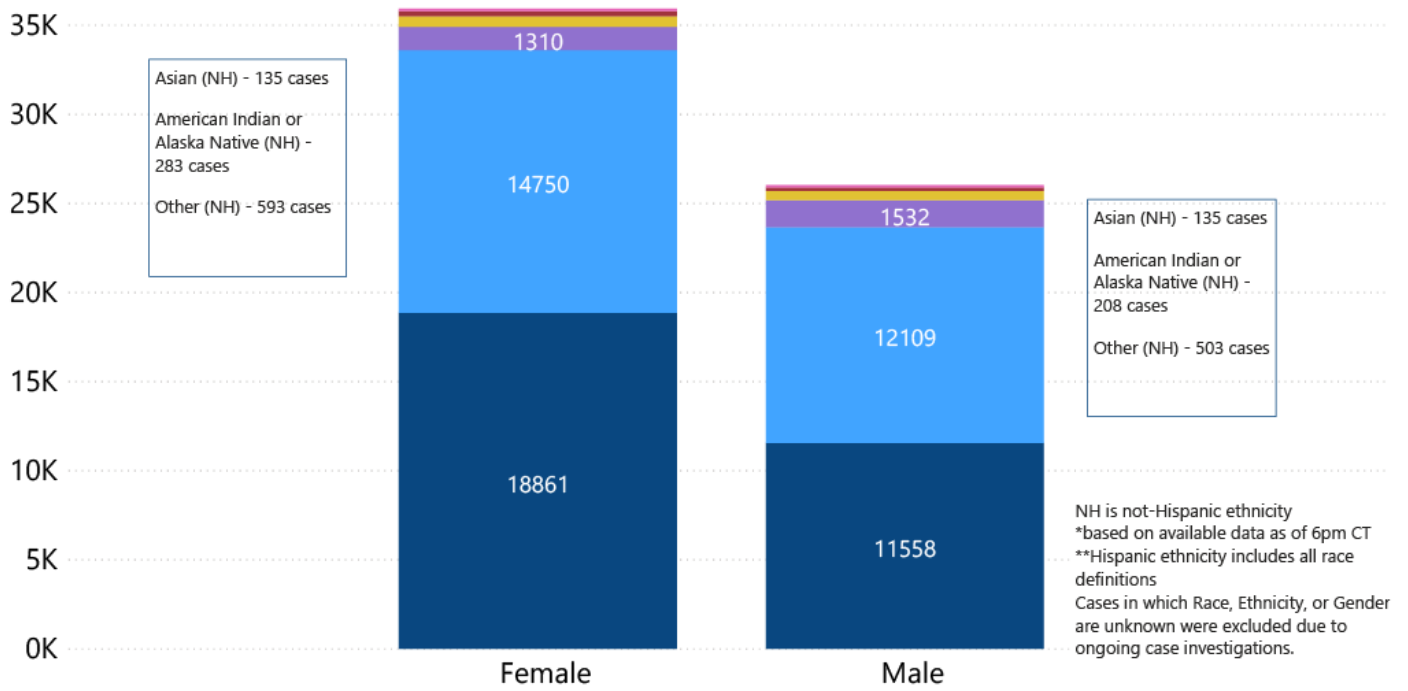
COVID-19 Cumulative Hospitalizations- Investigated Cases September 27, 2020 *



* Cases in which hospitalization is unknown were excluded due to ongoing case investigations; based on available data as of 6 pm CT

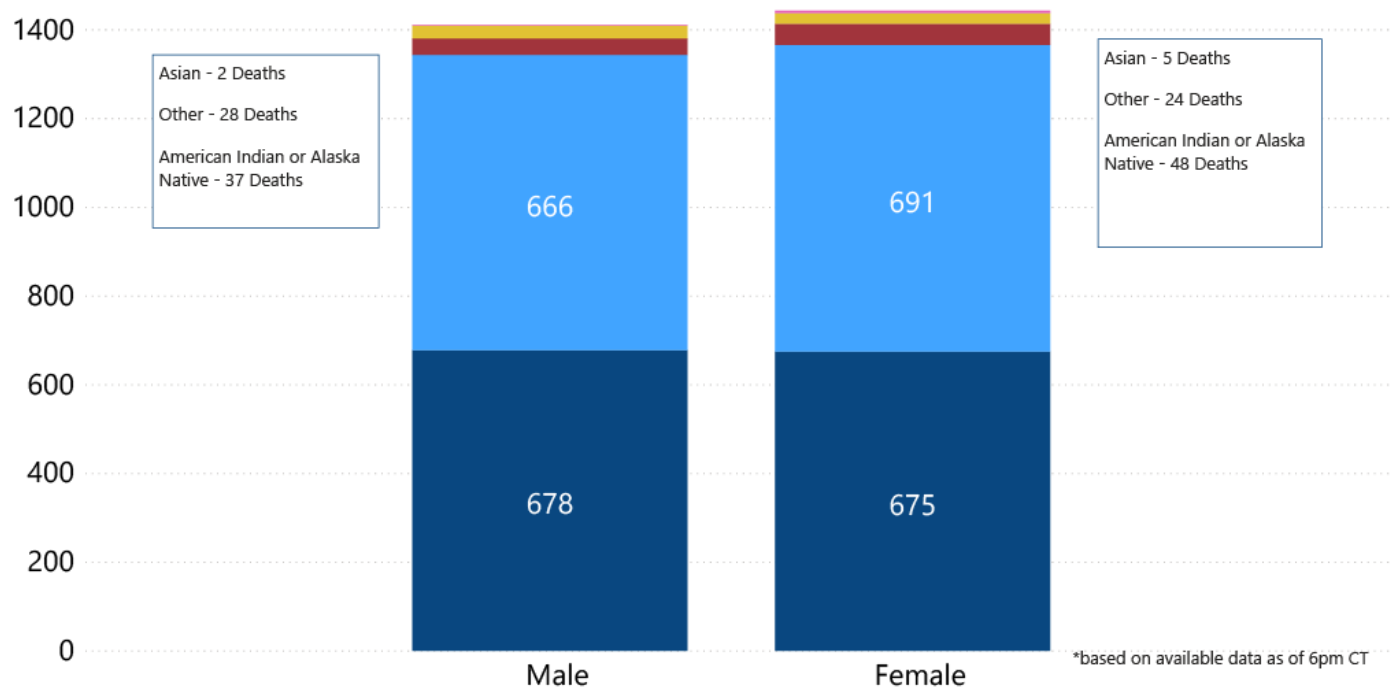
COVID-19 Cases by Race/Ethnicity and Gender through September 27, 2020*, Mississippi

Race/Ethnicity ● Black (NH) ● White (NH) ● Hispanic** ● Other (NH) ● American Indian or Alaska Native (NH) ● Asian (NH)

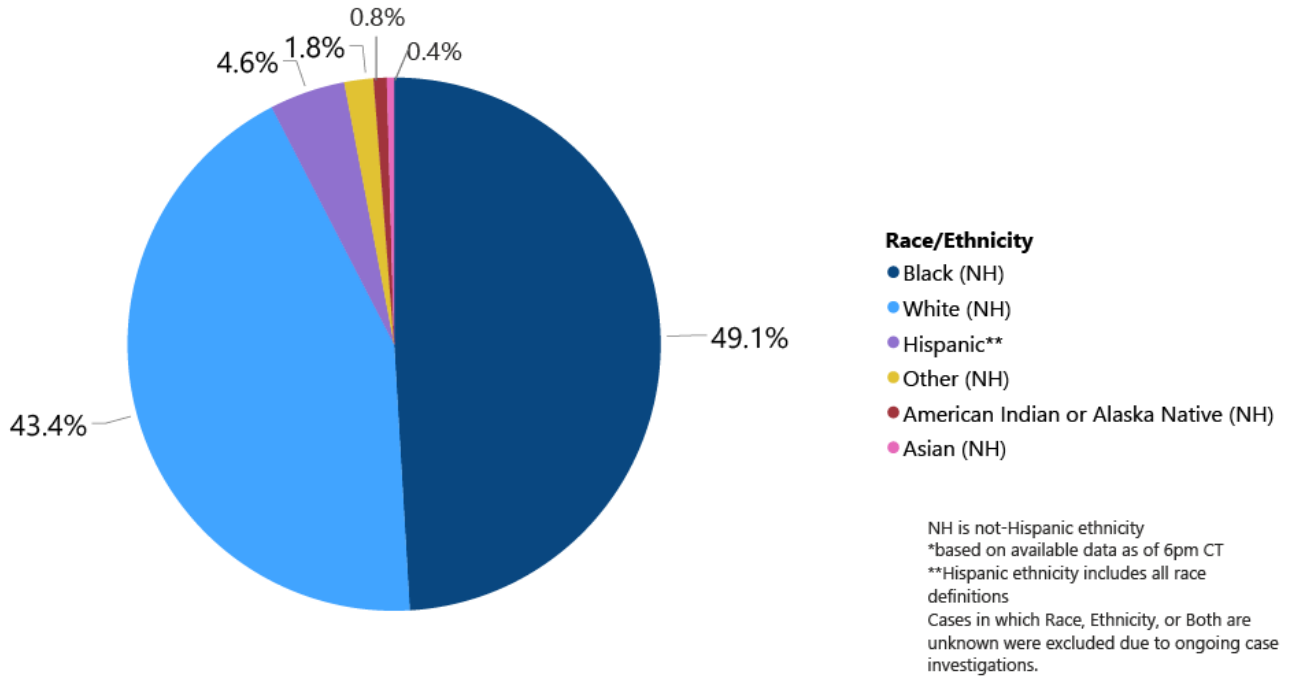


COVID-19 Deaths by Race and Gender through September 27, 2020*, Mississippi

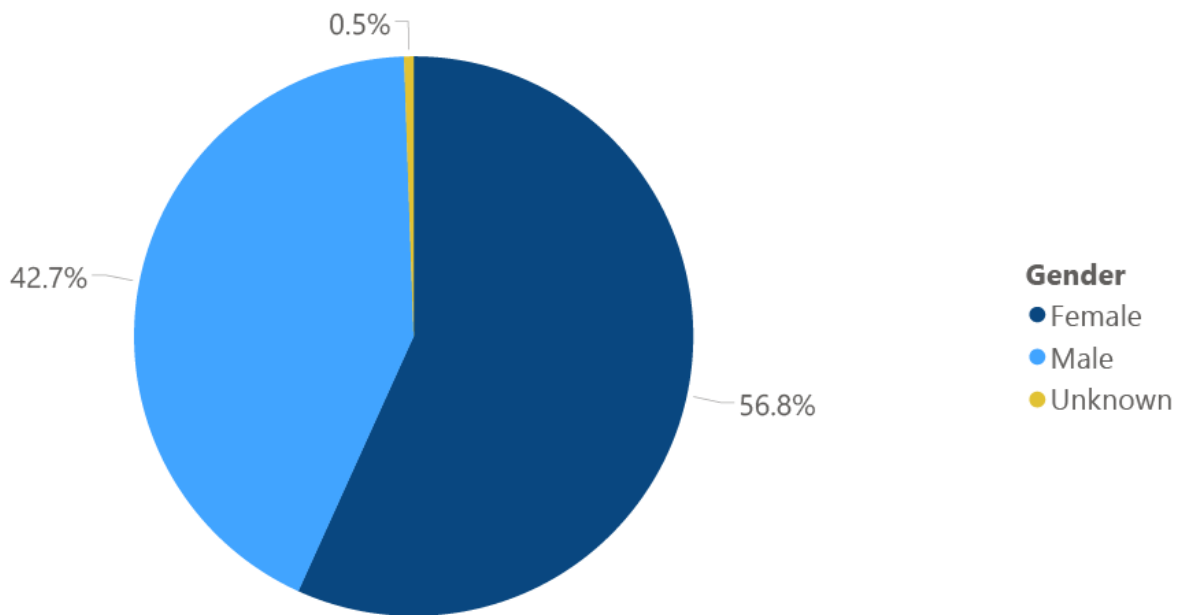
Race ● Black ● White ● American Indian or Alaska Native ● Other ● Asian



COVID-19 Cases by Race/Ethnicity through September 27, 2020*, Mississippi



COVID-19 Cases by Gender through September 27, 2020*, Mississippi



*Based on available data as of 6pm CT

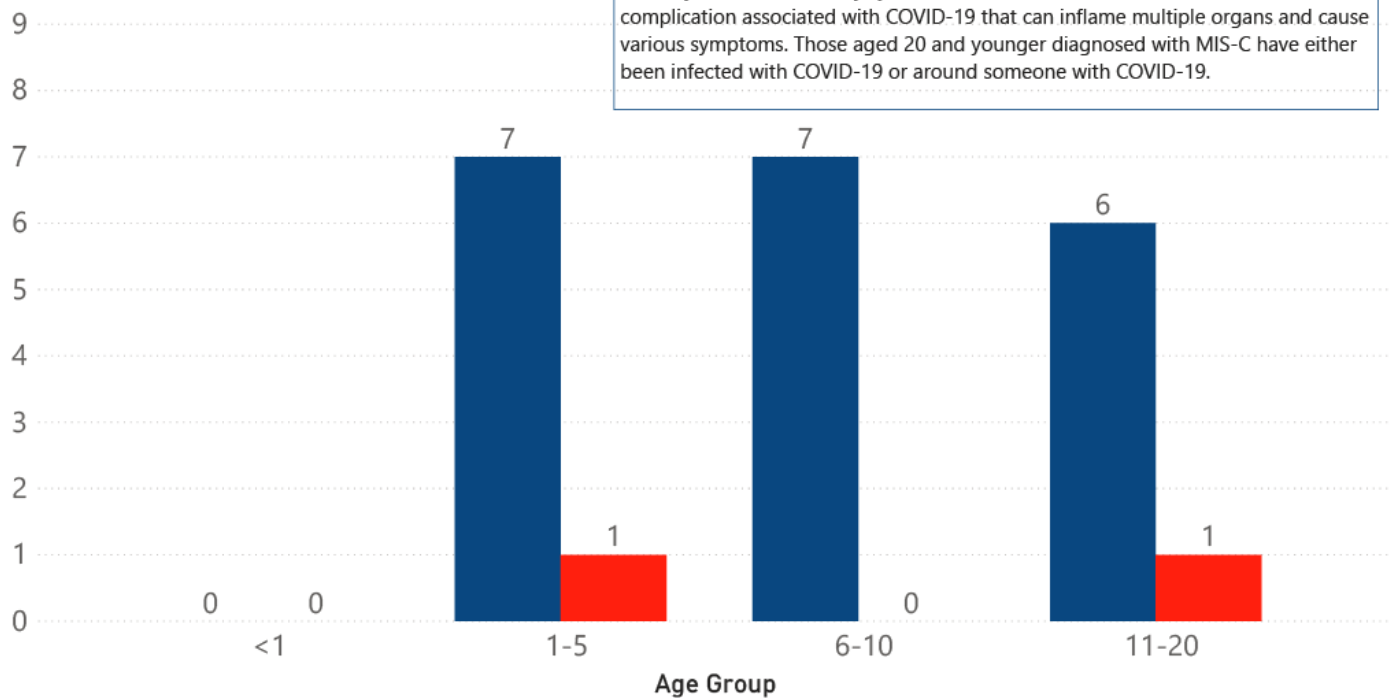
Weekly Pediatric MIS-C Cases and Deaths

[Multisystem inflammatory syndrome in children \(MIS-C\)](#) is a rare but serious condition associated with COVID-19 that causes inflammation in many body parts, including the heart and other vital organs.

MIS-C* Cases and Deaths by Age Group through September 27, 2020, Mississippi

● MIS-C Cases ● MIS-C Deaths

*Multisystem inflammatory syndrome in children (MIS-C): A rare but serious complication associated with COVID-19 that can inflame multiple organs and cause various symptoms. Those aged 20 and younger diagnosed with MIS-C have either been infected with COVID-19 or around someone with COVID-19.



Weekly High Case and High Incidence Counties

Tracking counties with recent high numbers of COVID-19 cases, adjusted for population, provides insight on where local outbreaks are most serious, and where protective measures should be increased. For more accurate reporting, these weekly charts include sample collection dates only up to seven days in the past to allow for case investigation and delays in lab test reports.

Cases counts in these charts is based on the date of illness onset. If the date of illness is not known, the date the test sample was taken, or the date of test result reporting is used instead. Counts are adjusted as cases are investigated.

Counties are ranked by highest weekly case counts, and by weekly incidence (cases proportional to population). A separate table ranking all counties is also available. **All tables updated weekly.**

► [Full tables of counties ranked by weekly incidence and cases](#) PDF

COVID-19 High Incidence MS Counties Over 1 Week Period (September 14- September 20, 2020*)

County	Cases (September 14-September 20)	Cases per 100,000 (September 14-September 20)	Cases to Date	Cases per 100,000 Total	Percent Change
ITAWAMBA	71	303.5	835	3569.9	9%
PRENTISS	64	254.7	865	3442.6	8%
SUNFLOWER	61	242.9	1480	5894.1	4%
CLARKE	37	238.1	603	3880.1	7%
PERRY	28	233.9	424	3541.3	7%
TALLAHATCHIE	32	231.7	776	5619.5	4%
QUITMAN	14	206.1	380	5594.8	4%
BOLIVAR	59	192.6	1849	6037.0	3%
GRENADA	39	187.9	1095	5275.1	4%
PANOLA	64	187.2	1510	4416.2	4%
COAHOMA	41	185.3	1163	5256.7	4%
CHICKASAW	31	181.3	685	4005.1	5%

*based on available data as of 6pm CT
 Cases based on test date. Cases without test date excluded due to ongoing investigations.
 Table will be updated weekly. A one week lag is used for reporting.

COVID-19 High Case MS Counties Over 1 Week Period (September 14-September 20, 2020*)

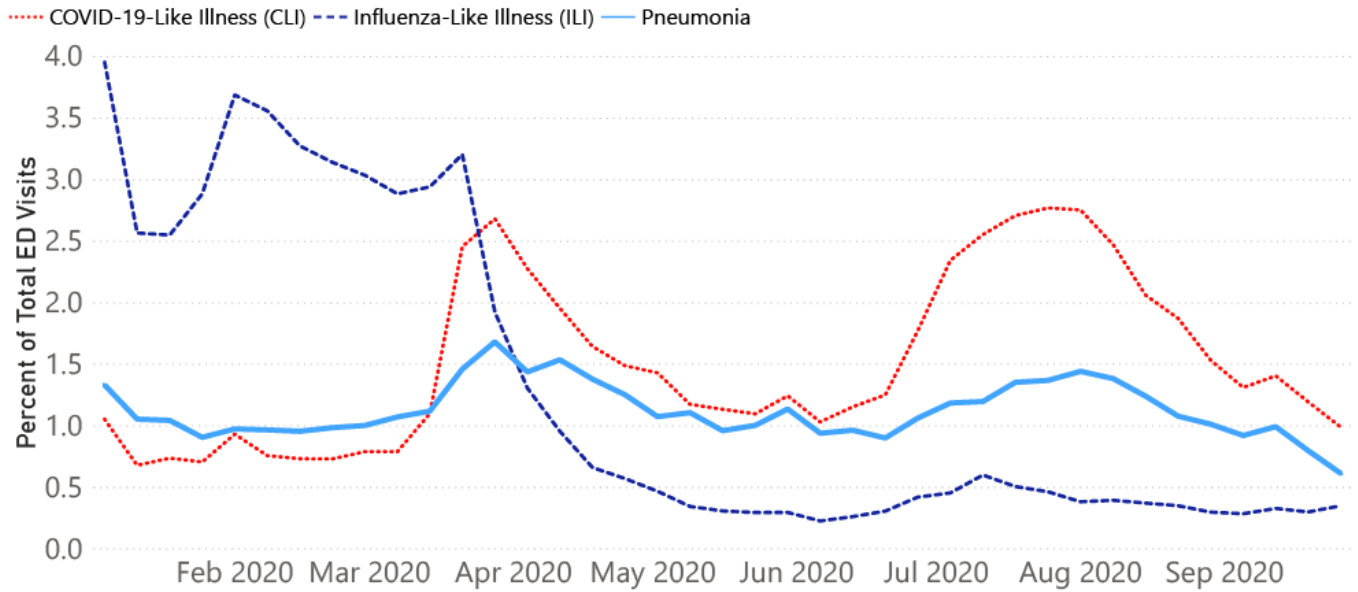
County	Cases (September 14-September 20)	Cases per 100,000 (September 14-September 20)	Cases to Date	Cases per 100,000 Total	Percent Change
DESOTO	148	80.0	5650	3055.0	3%
HINDS	142	61.2	7151	3084.5	2%
LEE	136	159.2	2764	3235.2	5%
JACKSON	118	82.2	3527	2455.8	3%
JONES	117	171.8	2504	3677.1	5%
HARRISON	110	52.9	3888	1868.5	3%
FORREST	107	142.9	2509	3349.9	4%
LAMAR	86	135.8	1728	2728.0	5%
RANKIN	78	50.2	3311	2132.4	2%
LAFAYETTE	75	138.8	2198	4068.9	4%
ITAWAMBA	71	303.5	835	3569.9	9%
PANOLA	64	187.2	1510	4416.2	4%

*based on available data as of 6pm CT
 Cases based on test date. Cases without test date excluded due to ongoing investigations.
 Table will be updated weekly. A one week lag is used for reporting.

Syndromic Surveillance

Emergency department visits by those with symptoms characteristic of COVID-19, influenza and pneumonia, updated weekly.

Percentage of Emergency Department and Clinic visits for CLI, ILI, and Pneumonia Cases Weekly Statewide Summary, January 4, 2020 - September 26, 2020



*The graph represents syndromic surveillance data from emergency department visits, reported electronically by hospitals throughout the state, that are consistent with COVID-19-Like Illness (CLI), Influenza-Like Illness (ILI), and Pneumonia. Based on available data as of 6pm CT. Graph will be updated weekly.

Estimated Recoveries

Presumed COVID-19 cases recovered, estimated weekly (does not include cases still under investigation).

COVID-19 Presumed Recovered Cases through September 27, 2020, Mississippi

89,737

Presumed Recovered*

*Reflects Provisional Estimates. Presumed Recovered if:

- 1) It has been 14 days or more since the case tested positive, if they were not hospitalized
- 2) It has been 21 days or more since the case tested positive, if they were hospitalized or hospitalization was unknown.

All deaths excluded. Presumed recovered counts will be updated weekly.

U.S. and World Cases

- ▶ [COVID-19 cases in the United States \(CDC\)](#)
- ▶ [U.S. COVID-19 Tracker \(CDC\)](#)
- ▶ [COVID-19 Global Case Map \(Johns Hopkins University\)](#)

COVID-19 Testing

Statewide Combined Testing as of September 27

This report has changed to a weekly update schedule.

COVID-19 testing providers around the state include commercial laboratories as well as hospital labs. Combined with testing done by the MSDH Public Health Laboratory, the figures provide a complete picture of all Mississippi testing. **Updated weekly.**

PCR testing detects current, active COVID-19 infection in an individual.

Antibody (serology) testing identifies individuals with past COVID-19 infection based on antibodies they develop one to three weeks after infection.

Antigen testing is another way to identify current COVID-19 infection.

	Total tests	PCR	Antibody	Antigen
MSDH Public Health Laboratory	110,105	108,865	1,240	0
Other testing providers	713,080	619,654	37,480	55,946
Total tests for COVID-19 statewide	823,185	728,519	38,720	55,946

MSDH Individuals Tested as of October 3

MSDH Public Health Laboratory (MPHL) testing totals as of 3 p.m. These totals are for tests performed at the MPHL only.

- Total individuals tested by the MPHL: **81,563**
- Total positive individuals from MPHL tests: **8,863**

Getting Tested for COVID-19

The MSDH Public Health Laboratory, its partners, and private providers are testing statewide for COVID-19.

Anyone with symptoms of fever, severe cough or severe chest pains – especially those who are older or in poor health – should make arrangements for testing with their doctor or one of the many healthcare providers now performing testing. Healthcare providers can assess your health history and symptoms, and perform testing for COVID-19 as needed. MSDH is also helping conduct free drive-up testing sites in many parts of the state. **Always call ahead to the testing provider for instructions on safely being examined before you visit for your test.**

- ▶ [Find a COVID-19 testing provider near you](#)

Prevention and Guidance for Individuals and the Community

▶ [Preventive steps to take, recommendations, guidance and general information on COVID-19](#)

Get health alerts and our free newsletter by e-mail:



Last reviewed on Mar 5,

2020

[error on this](#)

[email page](#)

[print](#)

Related resources

- ▶ [IT IS REAL: COVID-19 as Told by Survivors](#)
- ▶ [Local COVID-19 Testing Providers](#)
- ▶ [COVID-19 Guidance and Prevention for Individuals and the Community](#)
Updated October 1, 2020

More topics

- ▶ [\[Espanol, Tieng Viet, ASL \]](#)
- ▶ [County Data](#)
- ▶ [Diagnostic Testing EUA](#)
- ▶ [Handouts and Posters](#)
- ▶ [Healthcare Professionals](#)
- ▶ [Interactive Map and Charts](#)
- ▶ [Long-Term Care Outbreaks](#)
- ▶ [Prevention and Safety Guidance](#)
- ▶ [School Cases and Outbreaks](#)
- ▶ [Testing for COVID-19](#)



A few feet makes a big difference.

[#stopcovid19](#)

AGENCY

[About Us](#)

[Administration](#)

[Board of Health](#)

[County Offices](#)

[Institutional Review](#)

[Jobs](#)

[Locations](#)

[Public Health Laboratory](#)

[RFPs/Grants](#)

[More »](#)

[Intranet](#)

[OHIT+ER Service Center](#)

[Webmail](#)

INFORMATION

[Apps](#)

[Calendar of Events](#)

[Contact Us](#)

[Meetings](#)

[Health Resources](#)

[Hotlines](#)

[Locations](#)

[News](#)

[Newsletter](#)

[Phone Numbers](#)

[Español](#)

I NEED A ...

[Birth Certificate](#)

[Certificate of Need](#)

[Children's Health Insurance](#)

[Complaint Form](#)

[Criminal History Check](#)

[Death Certificate](#)

[Divorce Record](#)

[Food Permit](#)

[Immunization Record](#)

[J-1 Visa](#)

[License Verification](#)

[Marriage Record](#)

[Professional License](#)

[Public Records Request](#)

[Wastewater Application](#)

PUBLICATIONS

[Annual Report](#)

[CON Weekly Reports](#)

[Health Facilities Directory](#)

[Mississippi Morbidity Reports](#)

[Public Health Report](#)

[State Health Plan](#)

[Strategic Plan](#)

[More »](#)

