



## Coronavirus Disease 2019 (COVID-19)

Updated October 5, 2020

**Tuesday's COVID-19 update is delayed.** Thanks for your patience while we prepare today's data.

The national Centers for Disease Control and Prevention (CDC) and the Mississippi State Department of Health continue to closely monitor the outbreak of respiratory illnesses caused by the novel (new) coronavirus COVID-19, and are working to limit the spread of cases nationally and in Mississippi.

Mississippi Coronavirus Hotline (7 days a week, 7 a.m.–7 p.m.): **877-978-6453**

## General Information

- ▶ [COVID-19 and You: Video Q & A with State Health Officer Dr. Thomas Dobbs](#)
- ▶ [COVID-19 overview, questions and answers](#)
- ▶ [Guidance, prevention and testing](#)
- ▶ [Handouts: Basic disease prevention, handwashing and more](#)
- ▶ [ASL, Spanish and Vietnamese materials](#)

**Home isolation is mandatory if you have tested positive for COVID-19** by [order of the State Health Officer](#). (If you are awaiting results of routine testing *not* related to exposure, you may [return to work](#) and follow the safety guidance of your employer.) If you have been in contact with someone who has COVID-19, quarantine is also important to protect others. [Find out more »](#)

## Healthcare Professionals

Guidance and more →

- ▶ [MSDH guidance](#)
- ▶ [Electronic reporting](#)
- ▶ [Specimens](#)
- ▶ [Lab dropoff](#)
- ▶ [CDC guidance](#)
- ▶ [MS-HAN Alerts](#)

## Current Cases and Statistics

County and state data →

- ▶ [Today's update](#)
- ▶ [County data reports](#)
- ▶ [State data charts](#)
- ▶ [Schools and LTC facilities](#)
- ▶ [Lab testing](#)
- ▶ [Recoveries](#)

### ALL STATISTICS

---

## Guidance, Testing and Prevention

Personal and community →

- ▶ [Getting tested](#)
- ▶ [Personal protection](#)
- ▶ [Gatherings and events](#)
- ▶ [Business and community](#)
- ▶ [School guidelines](#)
- ▶ [State agencies](#)

### ALL GUIDANCE

---

## New Cases and Deaths as of October 4

### NEW CASES

215

New COVID-19 positive test results reported to MSDH as of 6 p.m. yesterday.

### NEW DEATHS

0

New COVID-19 related deaths reported to MSDH as of 6 p.m. yesterday.

### LTC OUTBREAKS

122

Current outbreaks in long-term care facilities only. (See [LTC facility outbreak definition](#).)

**About our case counts:** We currently update our case totals each day based on test results from the previous day. Outside laboratories also report positive test results to us, which are included in our totals. Repeated tests for the same individual are counted only once. County case numbers and deaths may change as investigation finds new or additional information.

## County COVID-19 Data

### Race and Ethnicity

- ▶ [Total COVID-19 cases and deaths by county, race and ethnicity](#) PDF  
Current and past data tables, updated daily

### Data Snapshots for Individual Counties

- ▶ [Weekly COVID-19 snapshots for each Mississippi county](#)

### High Cases and Incidence

- ▶ [Mississippi counties ranked by weekly cases and incidence](#)

### Cumulative Cases and Deaths by County

Totals of all reported COVID-19 cases for 2020, including those in long-term care (LTC) facilities.

**The numbers in this table are provisional.** County case numbers and deaths may change as investigation finds new or additional information. The data provided below is the most current available.

County	Total Cases	Total Deaths	Total LTC Facility Cases	Total LTC Facility Deaths
Adams	971	39	48	13
Alcorn	860	11	18	2
Amite	355	10	15	2
Attala	691	25	90	20
Benton	248	3	4	0
Bolivar	1902	71	216	28
Calhoun	545	12	25	4
Carroll	332	12	45	9
Chickasaw	719	24	44	13
Choctaw	189	6	1	0
Claiborne	477	16	43	9
Clarke	626	48	90	25
Clay	613	20	19	3
Coahoma	1189	31	86	5
Copiah	1247	33	70	4
Covington	847	25	33	9
De Soto	5825	70	73	14
Forrest	2656	75	175	41
Franklin	204	3	4	1
George	822	14	34	6
Greene	405	17	38	6
Grenada	1127	36	109	20
Hancock	624	22	14	4
Harrison	4097	76	255	31
Hinds	7295	163	443	66
Holmes	1112	60	101	20
Humphreys	382	15	21	6
Issaquena	106	3	0	0
Itawamba	920	24	83	17
Jackson	3754	70	77	7
<b>Total</b>	<b>100,703</b>	<b>3,013</b>	<b>6,205</b>	<b>1,228</b>

County	Total Cases	Total Deaths	Total LTC Facility Cases	Total LTC Facility Deaths
Jasper	602	15	1	0
Jefferson	246	10	12	3
Jefferson Davis	354	11	3	1
Jones	2597	81	183	37
Kemper	294	15	39	9
Lafayette	2269	41	123	28
Lamar	1876	37	32	11
Lauderdale	2123	127	260	74
Lawrence	444	14	26	2
Leake	980	38	26	5
Lee	3046	73	172	33
Leflore	1465	82	191	45
Lincoln	1156	53	142	32
Lowndes	1644	58	98	33
Madison	3405	90	238	45
Marion	887	40	90	13
Marshall	1128	22	31	6
Monroe	1294	70	169	51
Montgomery	491	21	49	9
Neshoba	1647	106	125	37
Newton	800	25	39	8
Noxubee	572	16	20	4
Oktibbeha	1854	53	189	31
Panola	1548	31	15	3
Pearl River	952	54	80	22
Perry	441	21	20	7
Pike	1261	54	97	27
Pontotoc	1330	17	16	1
Prentiss	898	19	48	3
Quitman	399	5	0	0
Rankin	3458	80	173	22
Scott	1185	27	21	3
Sharkey	268	14	43	8
<b>Total</b>	<b>100,703</b>	<b>3,013</b>	<b>6,205</b>	<b>1,228</b>

County	Total Cases	Total Deaths	Total LTC Facility Cases	Total LTC Facility Deaths
Simpson	1087	47	108	19
Smith	556	15	54	8
Stone	395	13	49	8
Sunflower	1515	47	78	12
Tallahatchie	790	24	29	7
Tate	1041	38	44	13
Tippah	736	18	39	0
Tishomingo	725	39	96	26
Tunica	507	15	15	2
Union	1049	24	46	11
Walthall	606	26	67	13
Warren	1431	51	119	25
Washington	2319	84	139	30
Wayne	934	21	59	10
Webster	348	13	52	11
Wilkinson	310	18	20	5
Winston	763	19	40	11
Yalobusha	453	14	35	7
Yazoo	1084	33	71	12
<b>Total</b>	<b>100,703</b>	<b>3,013</b>	<b>6,205</b>	<b>1,228</b>

## Case Classifications

Mississippi investigates and reports both probable and confirmed cases and deaths according to the [CSTE case definition](#).

	Confirmed	Probable	Total
Cases	92,313	8,390	<b>100,703</b>
Deaths	2,765	248	<b>3,013</b>

Confirmed cases and deaths are generally determined by positive PCR tests, which detect the presence of ongoing coronavirus infection.

Probable cases are those who test positive by other testing methods such as antibody or antigen, and have recent symptoms consistent with COVID-19, indicating a recent infection.

Probable deaths are those individuals with a designation of COVID-19 as a cause of death on the death certificate, but where no confirmatory testing was performed.

## Deaths from COVID-19 and Other Causes

This table of death counts compares COVID-19 deaths in Mississippi by week with deaths from other major causes, including

contributing and underlying causes.

- ▶ [Mississippi Provisional Death Counts by Week](#)  
Updated weekly

## K-12 School Report

Mississippi K-12 schools make weekly reports of cases among students, teachers and staff, number of outbreaks, and teachers and students under quarantine as a result of COVID-19 exposure. An outbreak in a school setting is defined as 3 or more individuals diagnosed with COVID-19 in the same group within a 14-day period.

*Note:* These cases have been directly reported to MSDH by each school, and may not yet have appeared in our state and county totals of cases reported by laboratories.

- ▶ [K-12 reports of COVID-19 school cases, outbreaks and exposure](#)  
Updated weekly

## Long-Term Care Facility Cases and Outbreaks

Long-term care (LTC) facilities like nursing homes are considered high risk locations because their residents are older or in poor health. A single confirmed COVID-19 infection in an LTC facility resident, or more than one infection in employees or staff in a 14-day period constitutes an outbreak. Residential care facilities also represent group living facilities where COVID-19 can be easily spread. We investigate residents, staff and close contacts of infected individuals for possible exposure.

**These outbreak figures are reported directly to MSDH by the facility.** Many of the cases and deaths reported by facilities may not yet be included in our totals of lab-reported cases.

- ▶ [Mississippi COVID-19 cases and deaths in long-term care facilities](#) PDF  
Long-term care facilities include nursing homes, personal care homes, assisted living homes, and intermediate care facilities for individuals with intellectual disability (ICF-IID)
- ▶ [Mississippi COVID-19 cases and deaths in residential care facilities](#) PDF  
Residential care facilities include psychiatric or chemical dependency residential treatment centers and long-term acute care facilities.

## Ongoing Outbreaks in Nursing Homes

Because nursing homes report COVID-19 data directly to the Centers for Medicare and Medicaid (CMS), we have replaced our usual long-term care facility report with the most recent CMS nursing home data, avoiding duplicate reporting requirements for these facilities.

Data such as illness in residents and staff, deaths in residents, as well as a number of other data elements are now publicly available on the CMS website. MSDH is providing the following links to view this data, which is reported directly by the Nursing Homes and is updated daily.

**Note:** Cases and deaths listed on the CMS website may not have appeared yet in our county totals, which are based on reports from testing laboratories.

- ▶ [Search for nursing home COVID-19 data](#)
- ▶ [About the CMS COVID-19 dataset](#)
- ▶ [CMS state and national COVID-19 nursing home data](#)

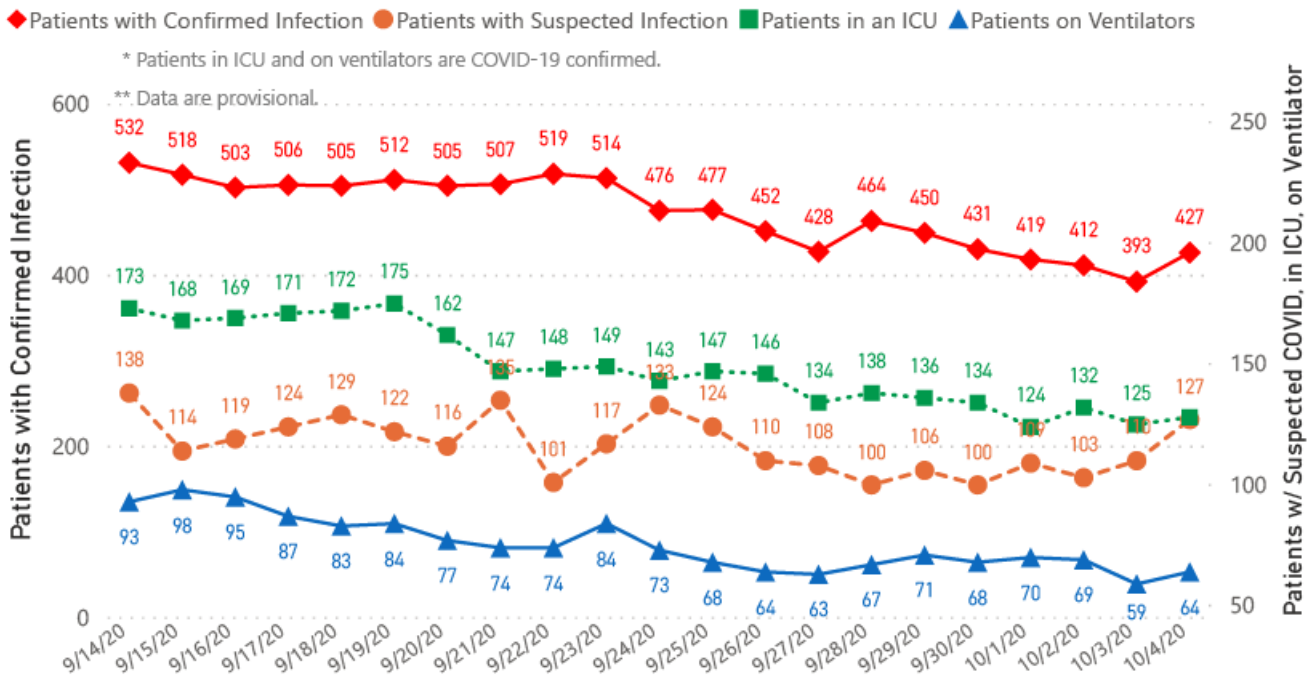
# Mississippi COVID-19 Data Charts and Map

All data reports below are updated as they become available.

## Hospitalizations and Bed Availability

- ▶ [Interactive chart of hospitalizations by date](#)
- ▶ [Interactive chart of local and state hospital bed availability](#)

### COVID-19 Hospitalizations Reported by MS Hospitals, 9/14/20-10/4/20 \*,\*\*



## Daily Statewide Data Charts

Our state case map and other data charts are also available in interactive form.

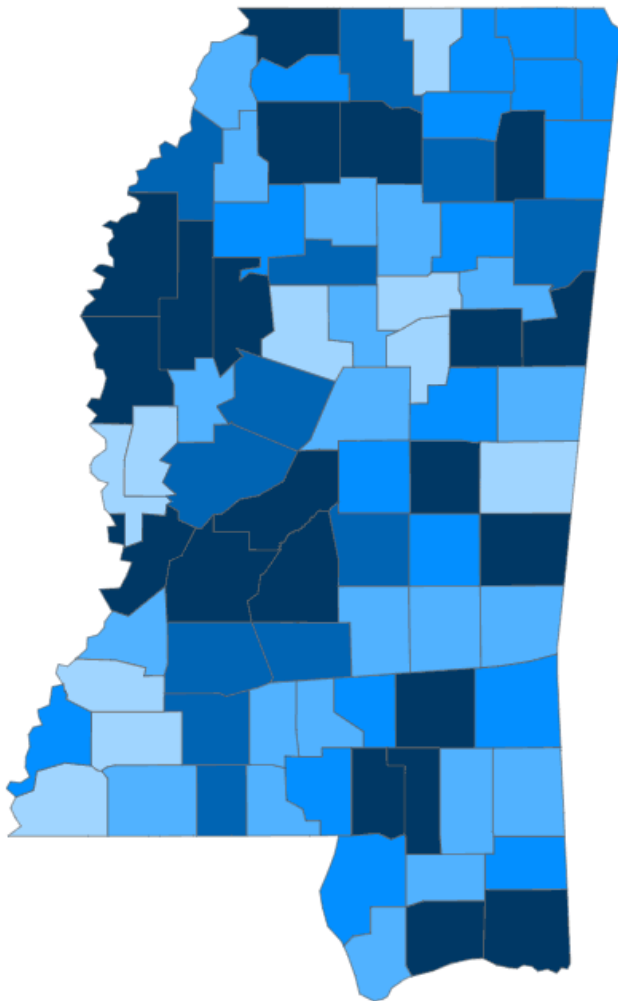
- ▶ [View interactive map](#)
- ▶ [View interactive epidemiological trend and syndromic surveillance](#)

The charts below are based on available data at the time of publication. Charts do **not** include cases where insufficient details of the case are known.



Mississippi COVID-19  
Cases and Deaths by Race with Ethnicity  
as of 6 pm CT, October 4, 2020

Total Cases  
**100,703**



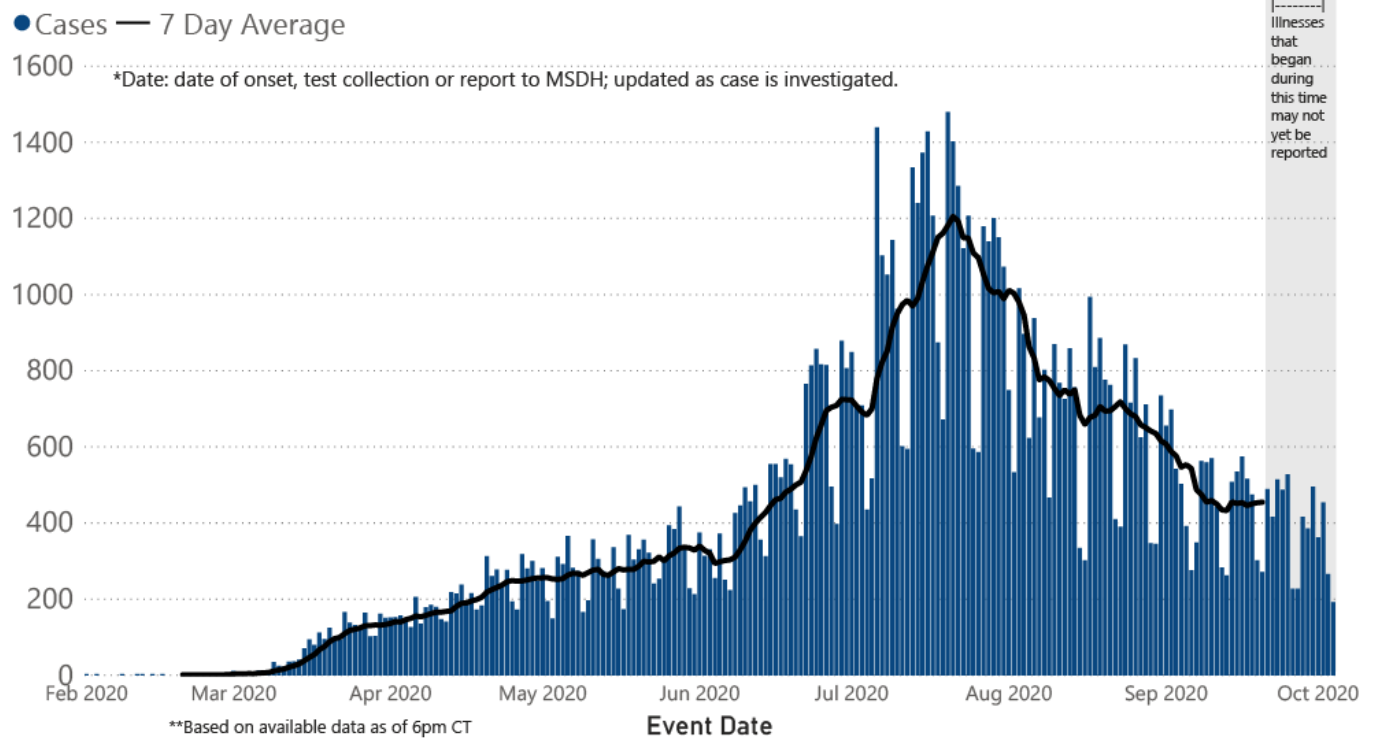
● 1 to 350 ● 351 to 700 ● 701 to 1050 ● 1051 to 1400 ● >1400

	American Indian or Alaska Native	Asian	Black	White	Other	Unknown
Non Hispanic	517	284	31,418	28,703	1,147	443
Hispanic	18	12	132	882	1,766	153
Unknown Ethnicity	785	82	7,732	8,119	4,746	13,764

Total Deaths  
**3,013**

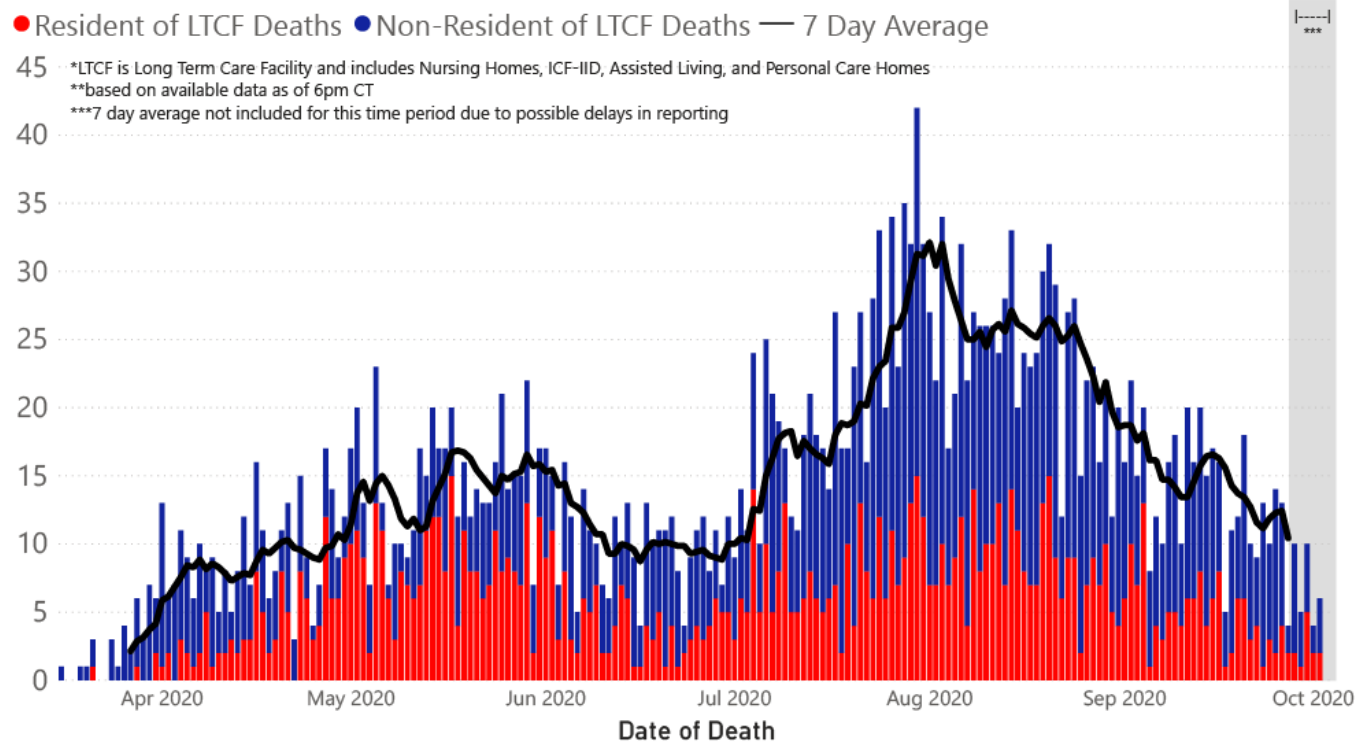
	American Indian or Alaska Native	Asian	Black	White	Other	Unknown
Non Hispanic	65	3	1,243	1,204	16	3
Hispanic	1	0	4	19	13	1
Unknown Ethnicity	20	4	146	184	24	63

## COVID-19 Cases by Date\* through October 4, 2020\*\*, Mississippi

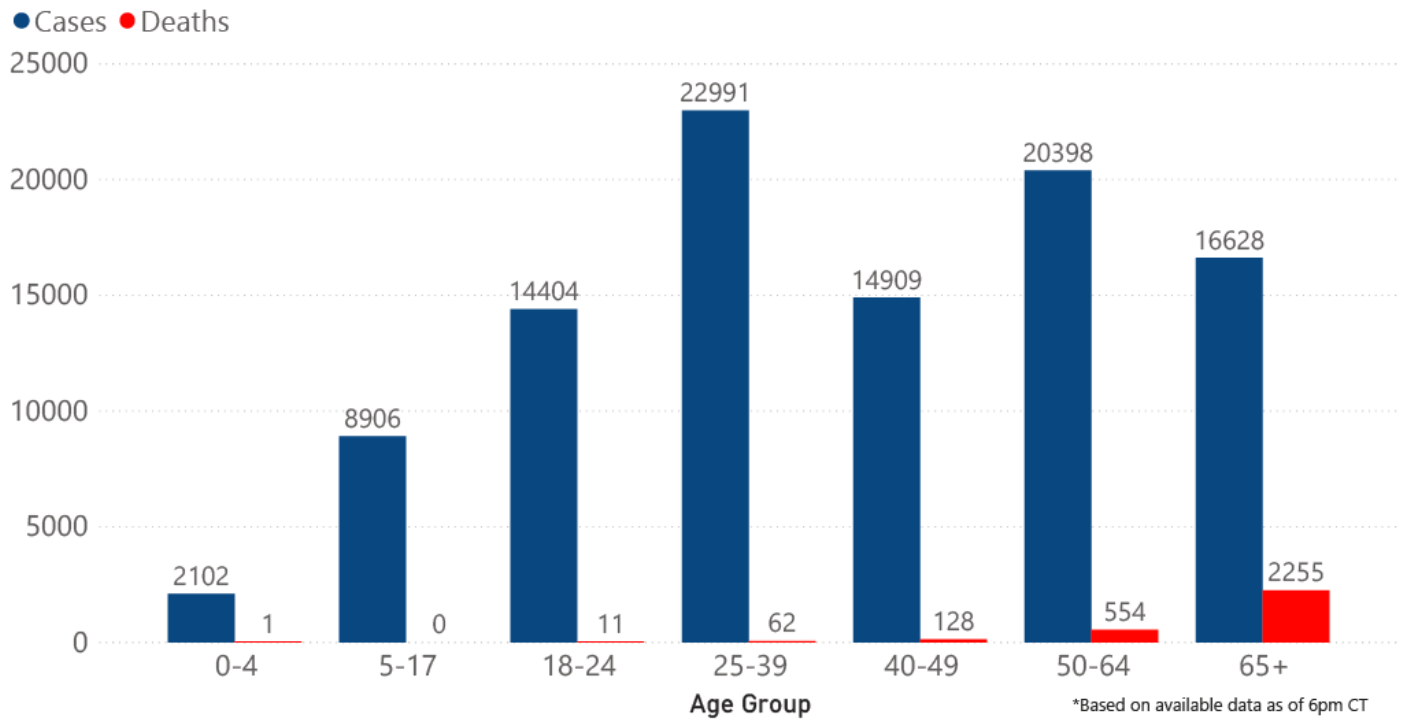


**Note:** Values up to two weeks in the past on the chart of Cases by Date above can change as we update it with new information from disease investigation.

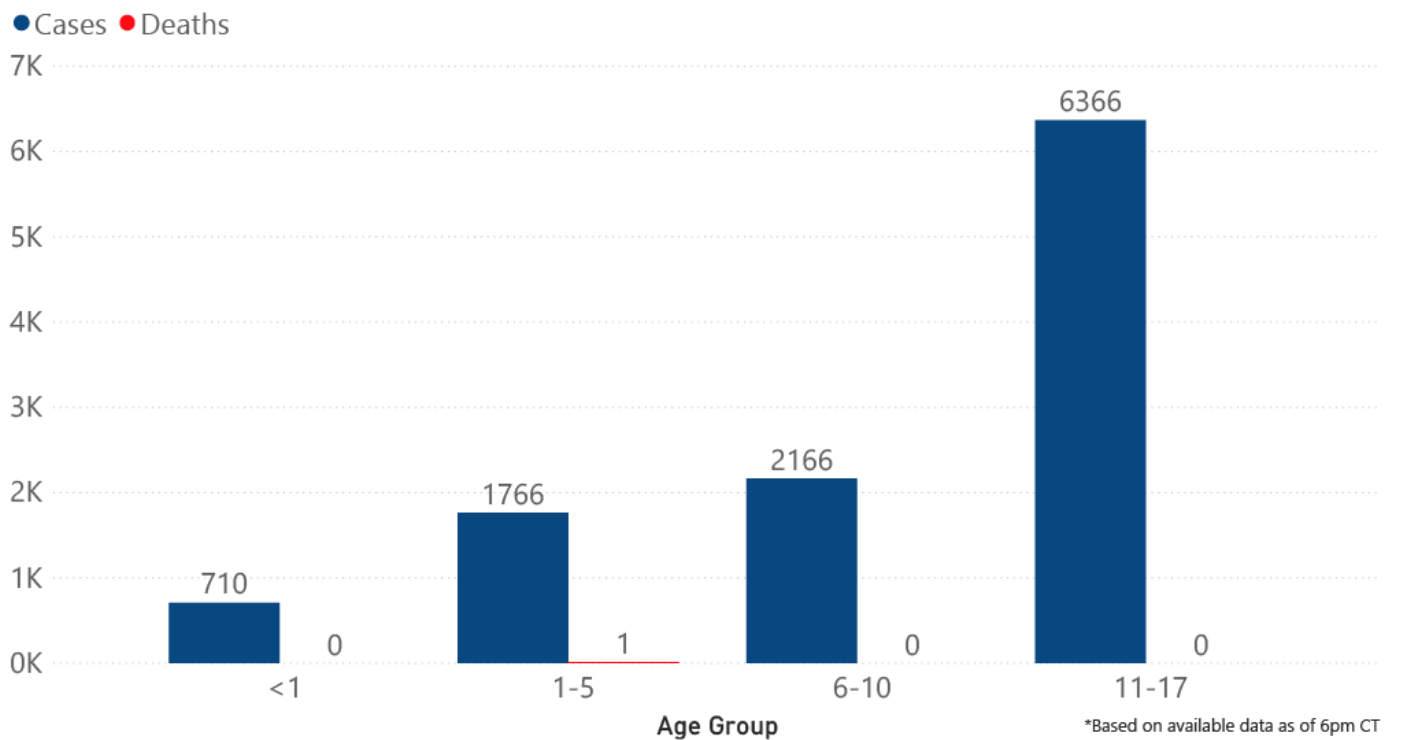
## COVID-19 LTCF\* and Non-LTCF Deaths by Date of Death through October 4, 2020\*\*, Mississippi



### COVID-19 Cases and Deaths by Age Group through October 4, 2020\*, Mississippi

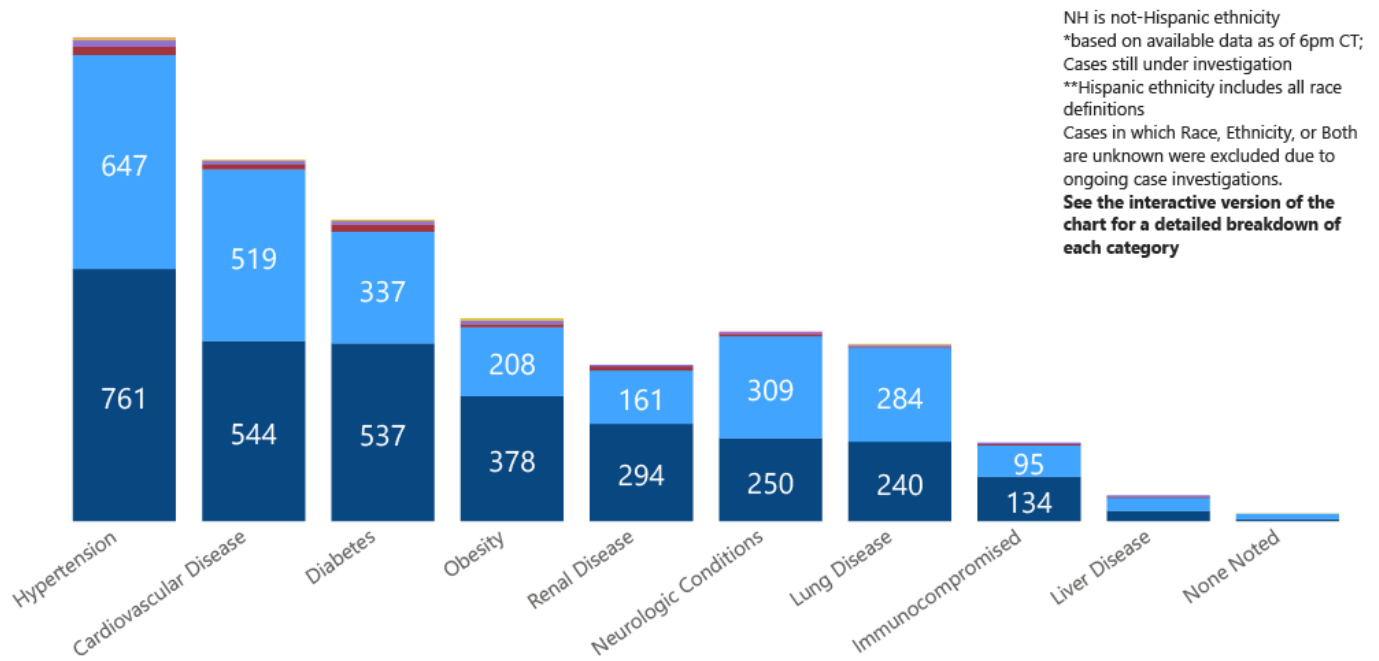


### COVID-19 Pediatric Cases and Deaths by Age Group through October 4, 2020\*, Mississippi

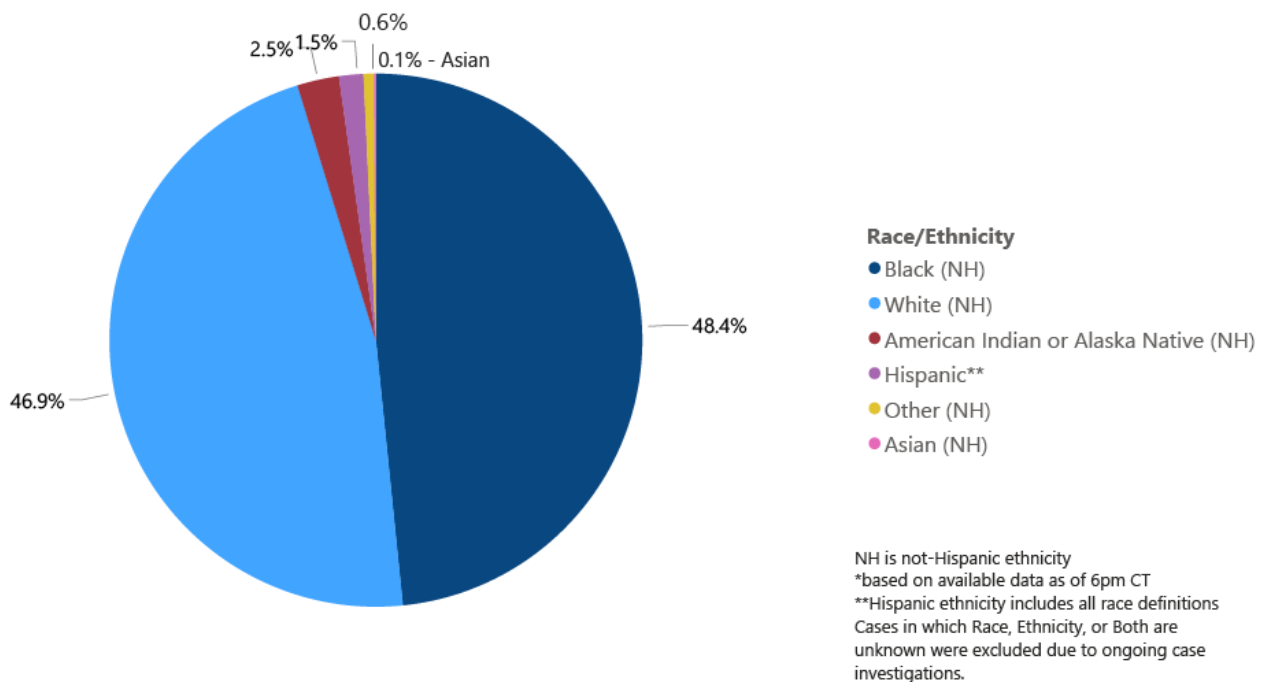


## COVID-19 Underlying Conditions in Deaths by Race/Ethnicity through October 4, 2020\*, Mississippi

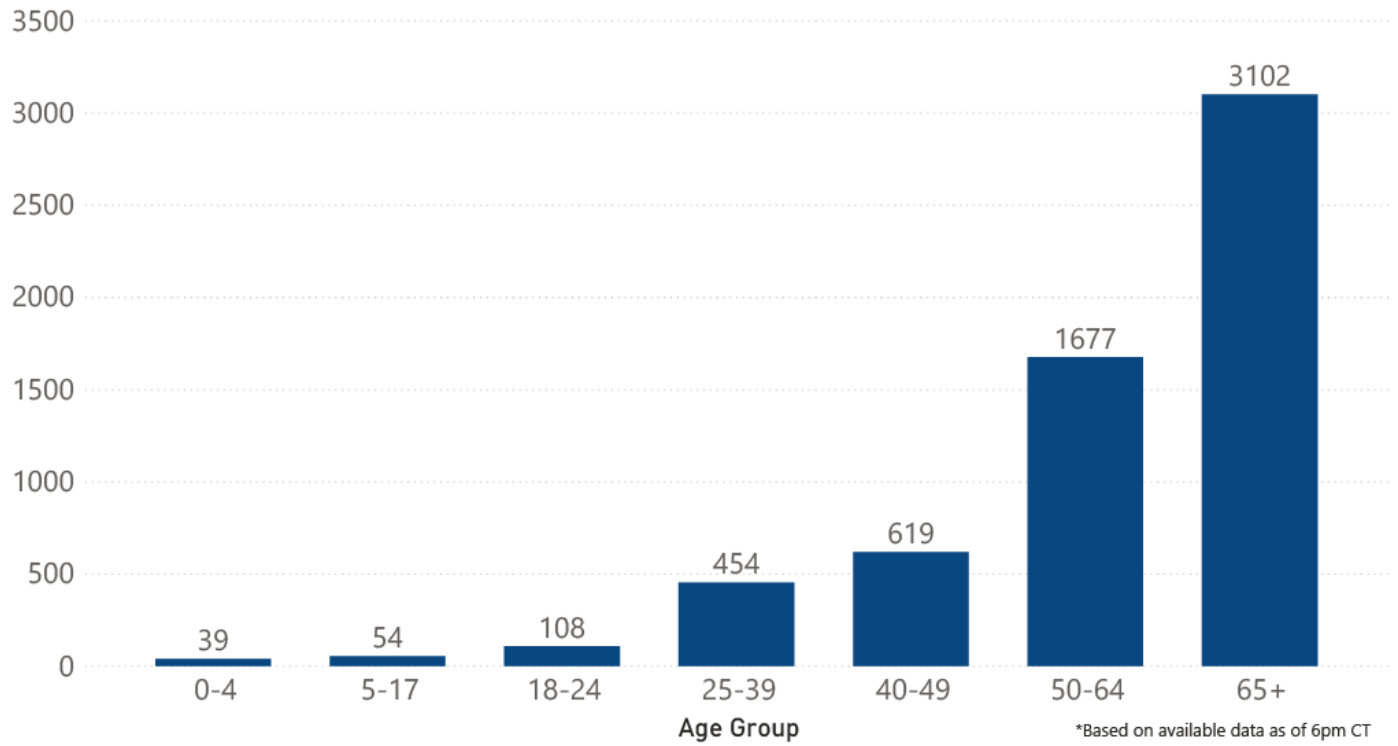
Race/Ethnicity ● Black (NH) ● White (NH) ● American Indian or Alaska Native (NH) ● Hispanic\*\* ● Other (NH) ● Asian (NH)



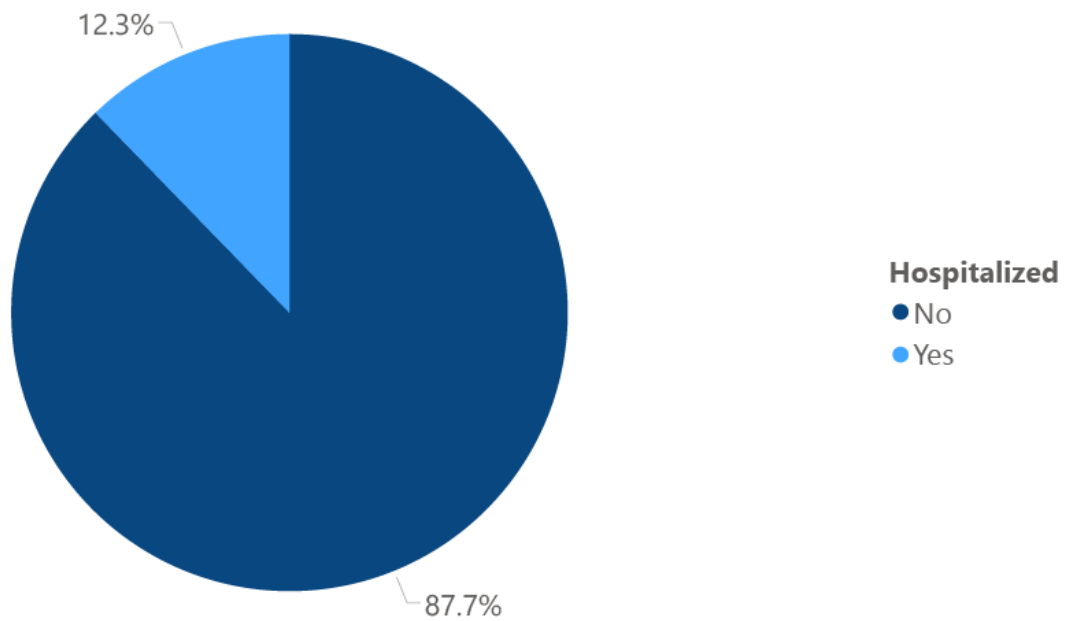
## COVID-19 Deaths by Race/Ethnicity through October 4, 2020\*, Mississippi



## COVID-19 Hospitalized Cases by Age through October 4, 2020\*, Mississippi



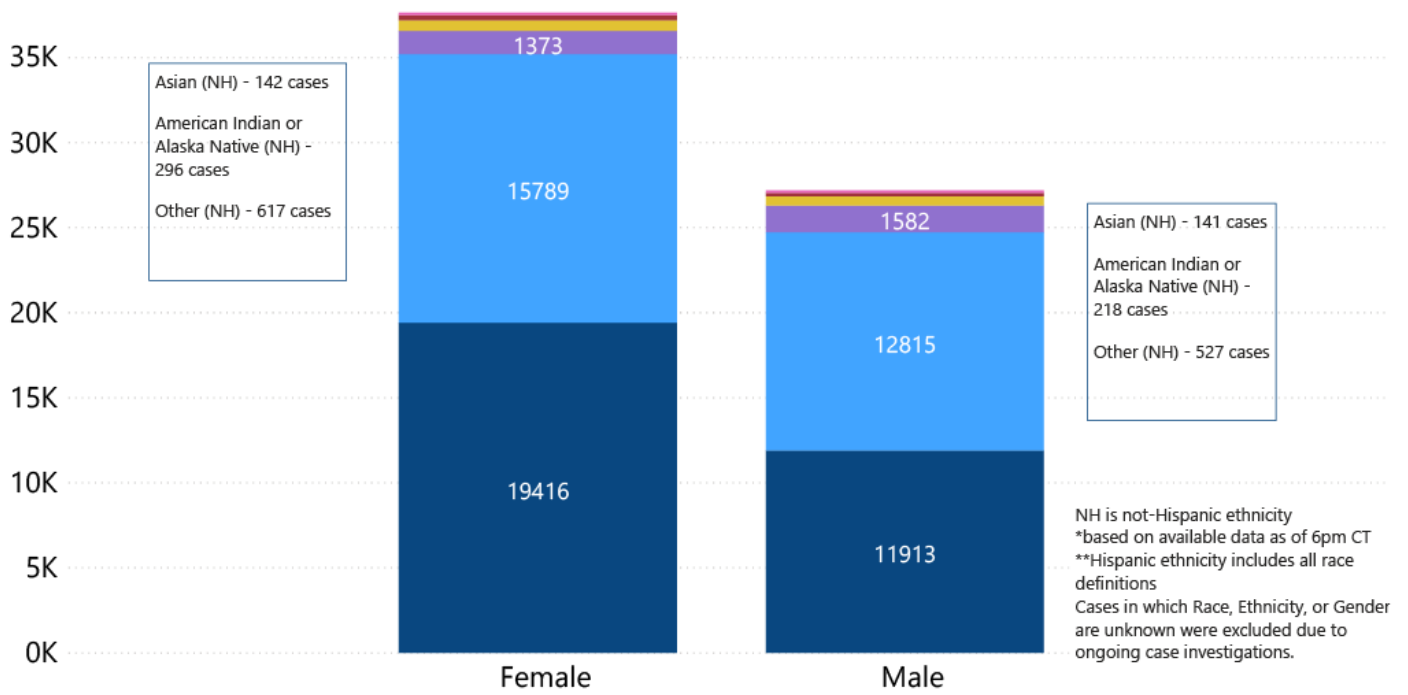
## COVID-19 Cumulative Hospitalizations- Investigated Cases October 4, 2020 \*



\* Cases in which hospitalization is unknown were excluded due to ongoing case investigations; based on available data as of 6 pm CT

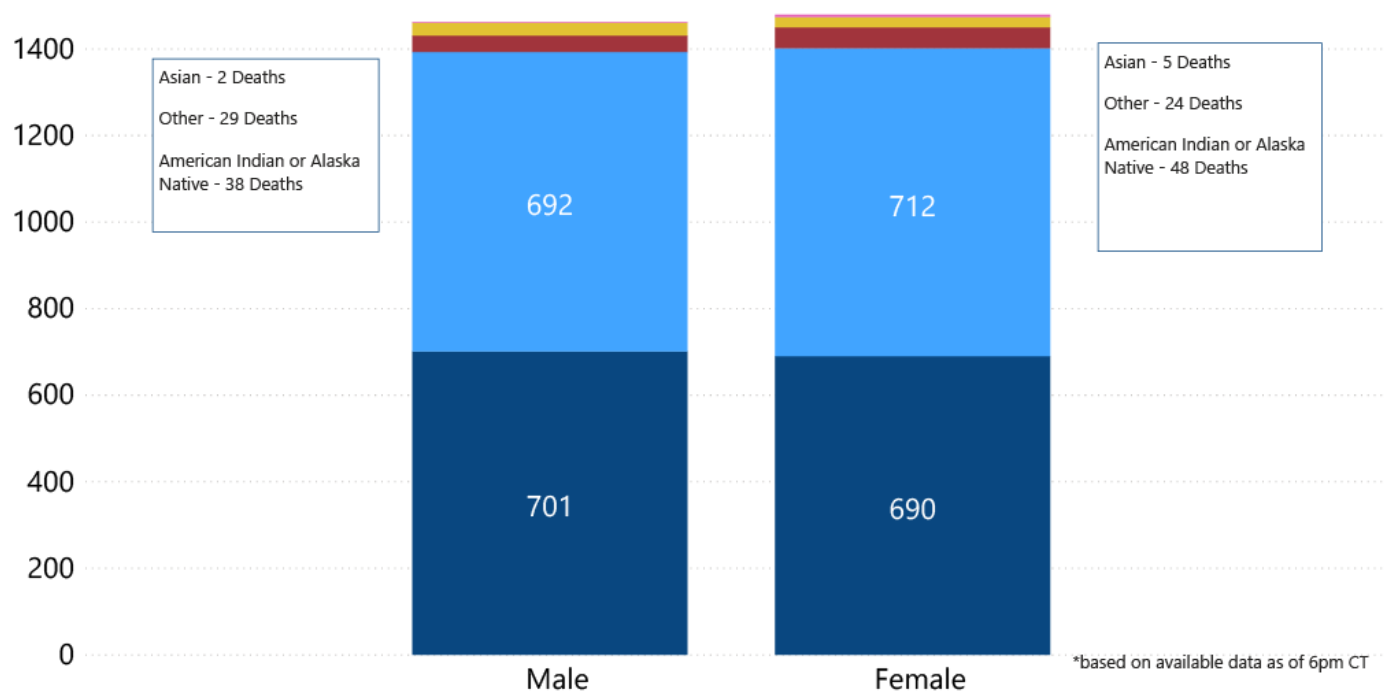
## COVID-19 Cases by Race/Ethnicity and Gender through October 4, 2020\*, Mississippi

**Race/Ethnicity** ● Black (NH) ● White (NH) ● Hispanic\*\* ● Other (NH) ● American Indian or Alaska Native (NH) ● Asian (NH)

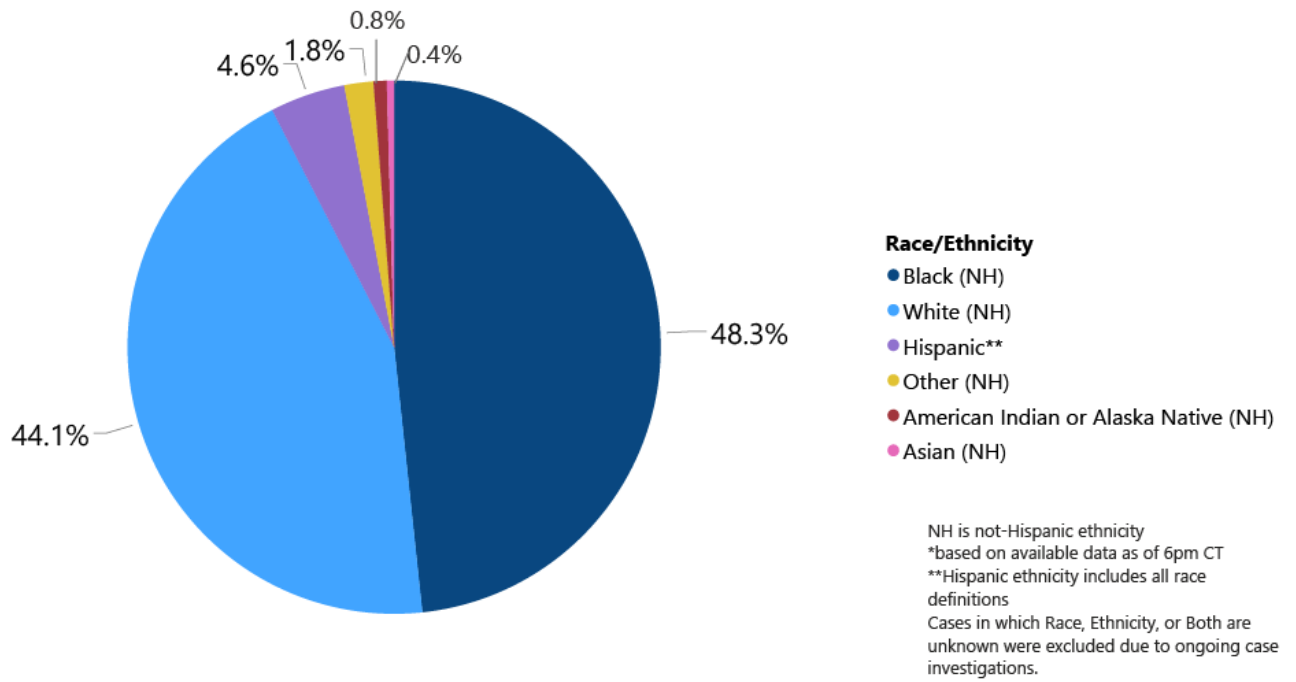


## COVID-19 Deaths by Race and Gender through October 4, 2020\*, Mississippi

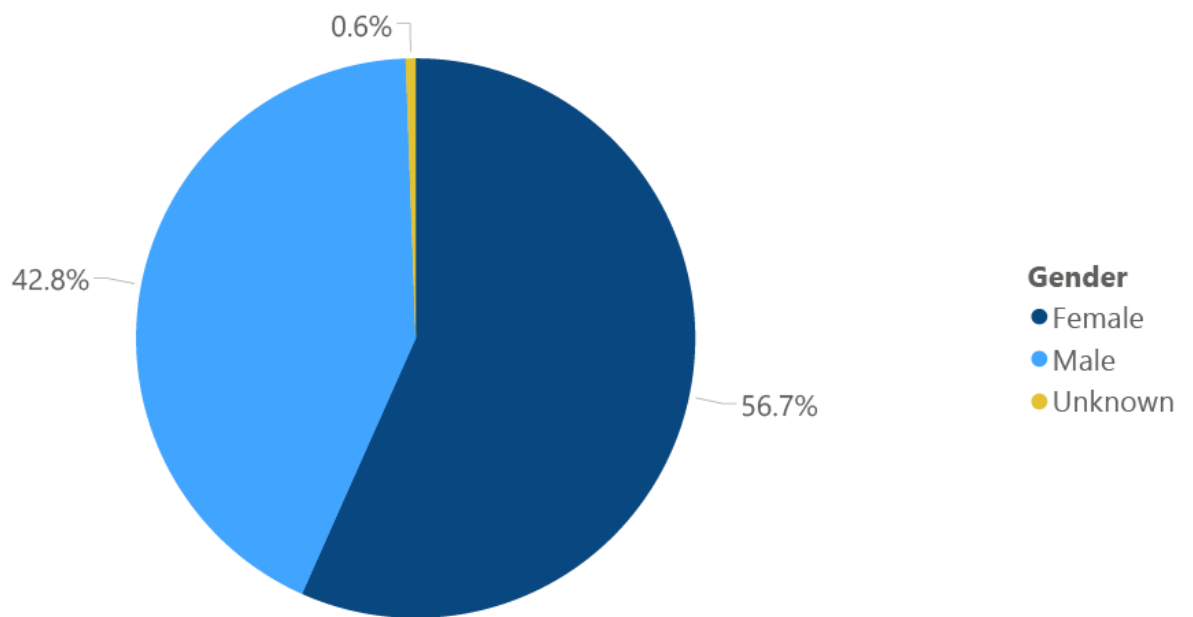
**Race** ● Black ● White ● American Indian or Alaska Native ● Other ● Asian



**COVID-19 Cases by Race/Ethnicity through October 4, 2020\*, Mississippi**



**COVID-19 Cases by Gender through October 4, 2020\*, Mississippi**



\*Based on available data as of 6pm CT

**Weekly Pediatric MIS-C Cases and Deaths**

[Multisystem inflammatory syndrome in children \(MIS-C\)](#) is a rare but serious condition associated with COVID-19 that causes inflammation in many body parts, including the heart and other vital organs.

## MIS-C\* Cases and Deaths by Age Group through October 4, 2020, Mississippi



### Weekly High Case and High Incidence Counties

Tracking counties with recent high numbers of COVID-19 cases, adjusted for population, provides insight on where local outbreaks are most serious, and where protective measures should be increased. For more accurate reporting, these weekly charts include sample collection dates only up to seven days in the past to allow for case investigation and delays in lab test reports.

Cases counts in these charts is based on the date of illness onset. If the date of illness is not known, the date the test sample was taken, or the date of test result reporting is used instead. Counts are adjusted as cases are investigated.

Counties are ranked by highest weekly case counts, and by weekly incidence (cases proportional to population). A separate table ranking all counties is also available. **All tables updated weekly.**

► [Full tables of counties ranked by weekly incidence and cases](#) PDF



### COVID-19 High Incidence MS Counties Over 1 Week Period (September 21 - September 27, 2020\*)

County	Cases (September 21-September 27)	Cases per 100,000 (September 21-September 27)	Cases to Date	Cases per 100,000 Total	Percent Change
ITAWAMBA	69	295.0	920	3933.3	8%
CLARKE	45	289.6	626	4028.1	8%
SUNFLOWER	54	215.1	1515	6033.5	4%
TISHOMINGO	38	196.0	725	3740.4	6%
LEE	152	177.9	3046	3565.2	5%
YALOBUSHA	21	173.4	453	3741.3	5%
GRENADA	35	168.6	1127	5429.2	3%
TATE	47	166.0	1041	3675.7	5%
WASHINGTON	72	164.0	2319	5281.4	3%
LEFLORE	46	163.2	1465	5198.2	3%
PRENTISS	41	163.2	898	3574.0	5%
GREENE	22	161.9	405	2981.0	6%

\*based on available data as of 6pm CT  
 Cases based on test date. Cases without test date excluded due to ongoing investigations.  
 Table will be updated weekly. A one week lag is used for reporting.

### COVID-19 High Case MS Counties Over 1 Week Period (September 21-September 27, 2020\*)

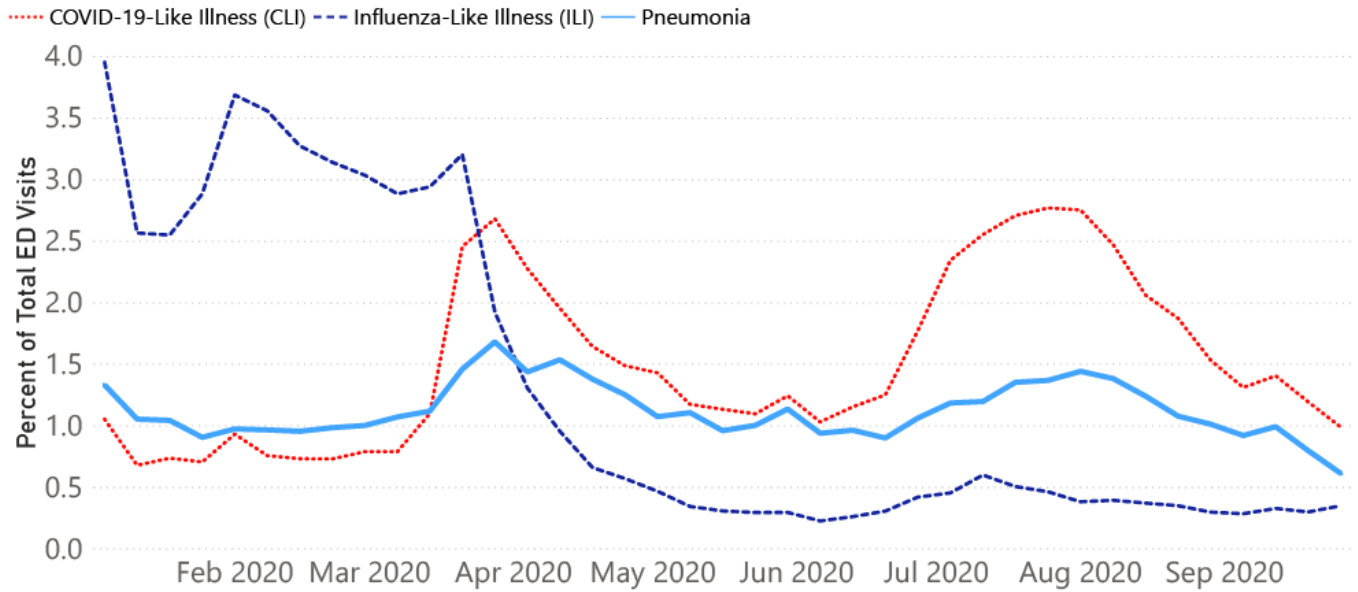
County	Cases (September 21-September 27)	Cases per 100,000 (September 21-September 27)	Cases to Date	Cases per 100,000 Total	Percent Change
DESOTO	175	94.6	5825	3149.6	3%
LEE	152	177.9	3046	3565.2	5%
JACKSON	151	105.1	3754	2613.9	4%
HINDS	148	63.8	7295	3146.6	2%
HARRISON	142	68.2	4097	1969.0	4%
RANKIN	94	60.5	3458	2227.1	3%
FORREST	93	124.2	2656	3546.2	4%
MADISON	84	79.0	3405	3204.0	3%
LAMAR	76	120.0	1876	2961.7	4%
WASHINGTON	72	164.0	2319	5281.4	3%
ITAWAMBA	69	295.0	920	3933.3	8%
JONES	68	99.9	2597	3813.6	3%

\*based on available data as of 6pm CT  
 Cases based on test date. Cases without test date excluded due to ongoing investigations.  
 Table will be updated weekly. A one week lag is used for reporting.

## Syndromic Surveillance

Emergency department visits by those with symptoms characteristic of COVID-19, influenza and pneumonia, updated weekly.

## Percentage of Emergency Department and Clinic visits for CLI, ILI, and Pneumonia Cases Weekly Statewide Summary, January 4, 2020 - September 26, 2020



\*The graph represents syndromic surveillance data from emergency department visits, reported electronically by hospitals throughout the state, that are consistent with COVID-19-Like Illness (CLI), Influenza-Like Illness (ILI), and Pneumonia. Based on available data as of 6pm CT. Graph will be updated weekly.

## Estimated Recoveries

Presumed COVID-19 cases recovered, estimated weekly (does not include cases still under investigation).

### COVID-19 Presumed Recovered Cases through October 4, 2020, Mississippi

# 90,577

## Presumed Recovered\*

\*Reflects Provisional Estimates. Presumed Recovered if:

- 1) It has been 14 days or more since the case tested positive, if they were not hospitalized
- 2) It has been 21 days or more since the case tested positive, if they were hospitalized or hospitalization was unknown.

All deaths excluded. Presumed recovered counts will be updated weekly.

## U.S. and World Cases

- ▶ [COVID-19 cases in the United States \(CDC\)](#)
- ▶ [U.S. COVID-19 Tracker \(CDC\)](#)
- ▶ [COVID-19 Global Case Map \(Johns Hopkins University\)](#)

## COVID-19 Testing

### Statewide Combined Testing as of October 3

**This update includes tests made as early as June 30, 2020.** As laboratories improve their reporting, they are providing more older data to MSDH.

COVID-19 testing providers around the state include commercial laboratories as well as hospital labs. Combined with testing done by the MSDH Public Health Laboratory, the figures provide a complete picture of all Mississippi testing. **Updated weekly.**

**PCR** testing detects current, active COVID-19 infection in an individual.

**Antibody** (serology) testing identifies individuals with past COVID-19 infection based on antibodies they develop one to three weeks after infection.

**Antigen** testing is another way to identify current COVID-19 infection.

	Total tests	PCR	Antibody	Antigen
MSDH Public Health Laboratory	111,144	109,904	1,240	0
Other testing providers	792,861	687,064	38,808	66,989
Total tests for COVID-19 statewide	<b>904,005</b>	<b>796,968</b>	<b>40,048</b>	<b>66,989</b>

### MSDH Individuals Tested as of October 4

MSDH Public Health Laboratory (MPHL) testing totals as of 3 p.m. These totals are for tests performed at the MPHL only.

- Total individuals tested by the MPHL: **81,563**
- Total positive individuals from MPHL tests: **8,863**

### Getting Tested for COVID-19

The MSDH Public Health Laboratory, its partners, and private providers are testing statewide for COVID-19.

Anyone with symptoms of fever, severe cough or severe chest pains – especially those who are older or in poor health – should make arrangements for testing with their doctor or one of the many healthcare providers now performing testing. Healthcare providers can assess your health history and symptoms, and perform testing for COVID-19 as needed. MSDH is also helping conduct free drive-up testing sites in many parts of the state. **Always call ahead to the testing provider for instructions on safely being examined before you visit for your test.**

- ▶ [Find a COVID-19 testing provider near you](#)

# Prevention and Guidance for Individuals and the Community

▶ [Preventive steps to take, recommendations, guidance and general information on COVID-19](#)

Get health alerts and our free newsletter by e-mail:



Last reviewed on Mar 5,

2020

[error on this](#)

[email page](#)

[print](#)

## *Related resources*

- ▶ [IT IS REAL: COVID-19 as Told by Survivors](#)
- ▶ [Local COVID-19 Testing Providers](#)
- ▶ [COVID-19 Guidance and Prevention for Individuals and the Community](#)  
Updated October 1, 2020

## *More topics*

- ▶ [\[ Espanol, Tieng Viet, ASL \]](#)
- ▶ [County Data](#)
- ▶ [Diagnostic Testing EUA](#)
- ▶ [Handouts and Posters](#)
- ▶ [Healthcare Professionals](#)
- ▶ [Interactive Map and Charts](#)
- ▶ [Long-Term Care Outbreaks](#)
- ▶ [Prevention and Safety Guidance](#)
- ▶ [School Cases and Outbreaks](#)
- ▶ [Testing for COVID-19](#)

COVID-19



## Keep your distance

Stay at least six feet apart from others in large groups.

[MORE PREVENTION TIPS](#)

### AGENCY

[About Us](#)

[Administration](#)

[Board of Health](#)

[County Offices](#)

[Institutional Review](#)

[Jobs](#)

[Locations](#)

[Public Health Laboratory](#)

[RFPs/Grants](#)

[More »](#)

---

[Intranet](#)

[OHIT+ER Service Center](#)

[Webmail](#)

#### **INFORMATION**

---

[Apps](#)

[Calendar of Events](#)

[Contact Us](#)

[Meetings](#)

[Health Resources](#)

[Hotlines](#)

[Locations](#)

[News](#)

[Newsletter](#)

[Phone Numbers](#)

[Español](#)

#### **I NEED A ...**

---

[Birth Certificate](#)

[Certificate of Need](#)

[Children's Health Insurance](#)

[Complaint Form](#)

[Criminal History Check](#)

[Death Certificate](#)

[Divorce Record](#)

[Food Permit](#)

[Immunization Record](#)

[J-1 Visa](#)

[License Verification](#)

[Marriage Record](#)

[Professional License](#)

[Public Records Request](#)

[Wastewater Application](#)

#### **PUBLICATIONS**

---

[Annual Report](#)

[CON Weekly Reports](#)

[Health Facilities Directory](#)

[Mississippi Morbidity Reports](#)

[Public Health Report](#)

[State Health Plan](#)

[Strategic Plan](#)

[More »](#)

