



Coronavirus Disease 2019 (COVID-19)

Updated October 12, 2020

The national Centers for Disease Control and Prevention (CDC) and the Mississippi State Department of Health continue to closely monitor the outbreak of respiratory illnesses caused by the novel (new) coronavirus COVID-19, and are working to limit the spread of cases nationally and in Mississippi.

Mississippi Coronavirus Hotline (7 days a week, 7 a.m.-7 p.m.): **877-978-6453**

General Information

- ▶ [COVID-19 and You: Video Q & A with State Health Officer Dr. Thomas Dobbs](#)
- ▶ [COVID-19 overview, questions and answers](#)
- ▶ [Guidance, prevention and testing](#)
- ▶ [Handouts: Basic disease prevention, handwashing and more](#)
- ▶ [ASL, Spanish and Vietnamese materials](#)

Home isolation is mandatory if you have tested positive for COVID-19 by [order of the State Health Officer](#). (If you are awaiting results of routine testing *not* related to exposure, you may [return to work](#) and follow the safety guidance of your employer.) If you have been in contact with someone who has COVID-19, quarantine is also important to protect others. [Find out more »](#)

Healthcare Professionals

Guidance and more →

- ▶ [MSDH guidance](#)
- ▶ [Electronic reporting](#)
- ▶ [Specimens](#)
- ▶ [Lab dropoff](#)
- ▶ [CDC guidance](#)
- ▶ [MS-HAN Alerts](#)

[ALL HEALTHCARE](#)

Current Cases and Statistics

County and state data →

- ▶ [Today's update](#)
- ▶ [County data reports](#)
- ▶ [State data charts](#)
- ▶ [Schools and LTC facilities](#)
- ▶ [Lab testing](#)
- ▶ [Recoveries](#)

[ALL STATISTICS](#)

Guidance, Testing and Prevention

Personal and community →

- ▶ [Getting tested](#)
- ▶ [Personal protection](#)
- ▶ [Gatherings and events](#)
- ▶ [Business and community](#)
- ▶ [School guidelines](#)
- ▶ [State agencies](#)

[ALL GUIDANCE](#)

COVID-19 in Mississippi

New Cases and Deaths as of October 11

NEW CASES

296

New COVID-19 positive test results reported to MSDH as of 6 p.m. yesterday.

NEW DEATHS

0

No new COVID-19 related deaths were reported to MSDH as of 6 p.m. yesterday.

County	Total
NA	NA

LTC OUTBREAKS

126

Current outbreaks in long-term care facilities only. (See [LTC facility outbreak definition.](#))

About our case counts: We currently update our case totals each day based on test results from the previous day. Outside laboratories also report positive test results to us, which are included in our totals. Repeated tests for the same individual are counted only once. County case numbers and deaths may change as investigation finds new or additional information.

County COVID-19 Data

Race and Ethnicity

- ▶ [Total COVID-19 cases and deaths by county, race and ethnicity](#) PDF
Current and past data tables, updated daily

Data Snapshots for Individual Counties

- ▶ [Weekly COVID-19 snapshots for each Mississippi county](#)

High Cases and Incidence

- ▶ [Mississippi counties ranked by weekly cases and incidence](#)

Cumulative Cases and Deaths by County

Totals of all reported COVID-19 cases for 2020, including those in long-term care (LTC) facilities.

The numbers in this table are provisional. County case numbers and deaths may change as investigation finds new or additional information. The data provided below is the most current available.

County	Total Cases	Total Deaths	Total LTC Facility Cases	Total LTC Facility Deaths
Adams	997	40	51	13
Alcorn	896	12	18	2
Amite	378	10	15	2
Attala	707	25	90	20
Benton	276	4	14	0
Bolivar	1943	75	217	30
Calhoun	574	12	25	4
Carroll	343	12	45	9
Chickasaw	777	24	44	13
Choctaw	197	6	1	0
Claiborne	519	16	43	9
Clarke	657	48	91	25
Clay	639	20	19	3
Coahoma	1208	34	86	6
Copiah	1289	35	70	6
Covington	878	25	34	10
De Soto	6189	75	73	15
Forrest	2831	76	175	41
Franklin	212	3	4	1
George	867	16	34	6
Greene	426	17	38	6
Grenada	1169	36	110	20
Hancock	696	26	25	5
Harrison	4420	79	255	32
Hinds	7476	167	452	71
Holmes	1120	60	101	20
Humphreys	386	16	21	6
Issaquena	106	3	0	0
Itawamba	1017	24	84	17
Jackson	4029	74	85	8
Total	105,228	3,101	6,351	1,258

County	Total Cases	Total Deaths	Total LTC Facility Cases	Total LTC Facility Deaths
Jasper	637	16	1	0
Jefferson	254	10	13	3
Jefferson Davis	377	11	3	1
Jones	2708	81	183	37
Kemper	308	15	40	9
Lafayette	2350	42	123	28
Lamar	1997	37	32	11
Lauderdale	2228	128	261	74
Lawrence	469	14	26	2
Leake	1055	39	35	5
Lee	3208	77	180	36
Leflore	1532	83	191	46
Lincoln	1247	53	142	32
Lowndes	1688	59	98	33
Madison	3511	92	238	45
Marion	914	42	92	14
Marshall	1195	22	43	6
Monroe	1378	71	170	52
Montgomery	511	23	52	9
Neshoba	1737	109	125	38
Newton	820	27	39	9
Noxubee	583	16	20	4
Oktibbeha	1901	53	193	31
Panola	1605	35	21	3
Pearl River	1016	54	89	22
Perry	460	21	20	7
Pike	1300	55	97	27
Pontotoc	1400	18	16	1
Prentiss	951	19	48	3
Quitman	407	6	0	0
Rankin	3595	83	172	23
Scott	1199	29	21	3
Sharkey	271	14	43	8
Total	105,228	3,101	6,351	1,258

County	Total Cases	Total Deaths	Total LTC Facility Cases	Total LTC Facility Deaths
Simpson	1145	48	117	19
Smith	571	15	54	8
Stone	422	14	55	9
Sunflower	1541	49	80	14
Tallahatchie	803	24	29	7
Tate	1086	39	50	13
Tippah	787	19	39	0
Tishomingo	753	39	96	26
Tunica	514	17	15	2
Union	1089	24	46	11
Walthall	618	27	67	13
Warren	1470	53	119	25
Washington	2402	88	159	33
Wayne	956	21	59	10
Webster	360	13	52	11
Wilkinson	316	19	20	5
Winston	791	21	40	11
Yalobusha	467	14	35	7
Yazoo	1103	33	72	12
Total	105,228	3,101	6,351	1,258

Case Classifications

Mississippi investigates and reports both probable and confirmed cases and deaths according to the [CSTE case definition](#).

	Confirmed	Probable	Total
Cases	95,543	9,685	105,228
Deaths	2,829	272	3,101

Confirmed cases and deaths are generally determined by positive PCR tests, which detect the presence of ongoing coronavirus infection.

Probable cases are those who test positive by other testing methods such as antibody or antigen, and have recent symptoms consistent with COVID-19, indicating a recent infection.

Probable deaths are those individuals with a designation of COVID-19 as a cause of death on the death certificate, but where no confirmatory testing was performed.

Deaths from COVID-19 and Other Causes

This table of death counts compares COVID-19 deaths in Mississippi by week with deaths from other major causes, including

contributing and underlying causes.

▶ [Mississippi Provisional Death Counts by Week](#)

Updated weekly

K-12 School Report

Mississippi K-12 schools make weekly reports of cases among students, teachers and staff, number of outbreaks, and teachers and students under quarantine as a result of COVID-19 exposure. An outbreak in a school setting is defined as 3 or more individuals diagnosed with COVID-19 in the same group within a 14-day period.

Note: These cases have been directly reported to MSDH by each school, and may not yet have appeared in our state and county totals of cases reported by laboratories.

▶ [K-12 reports of COVID-19 school cases, outbreaks and exposure](#)

Updated weekly

Long-Term Care Facility Cases and Outbreaks

Long-term care (LTC) facilities like nursing homes are considered high risk locations because their residents are older or in poor health. A single confirmed COVID-19 infection in an LTC facility resident, or more than one infection in employees or staff in a 14-day period constitutes an outbreak. Residential care facilities also represent group living facilities where COVID-19 can be easily spread. We investigate residents, staff and close contacts of infected individuals for possible exposure.

These outbreak figures are reported directly to MSDH by the facility. Many of the cases and deaths reported by facilities may not yet be included in our totals of lab-reported cases.

▶ [Mississippi COVID-19 cases and deaths in long-term care facilities](#) PDF

Long-term care facilities include nursing homes, personal care homes, assisted living homes, and intermediate care facilities for individuals with intellectual disability (ICF-IID)

▶ [Mississippi COVID-19 cases and deaths in residential care facilities](#) PDF

Residential care facilities include psychiatric or chemical dependency residential treatment centers and long-term acute care facilities.

Ongoing Outbreaks in Nursing Homes

Because nursing homes report COVID-19 data directly to the Centers for Medicare and Medicaid (CMS), we have replaced our usual long-term care facility report with the most recent CMS nursing home data, avoiding duplicate reporting requirements for these facilities.

Data such as illness in residents and staff, deaths in residents, as well as a number of other data elements are now publicly available on the CMS website. MSDH is providing the following links to view this data, which is reported directly by the Nursing Homes and is updated daily.

Note: Cases and deaths listed on the CMS website may not have appeared yet in our county totals, which are based on reports from testing laboratories.

▶ [Search for nursing home COVID-19 data](#)

▶ [About the CMS COVID-19 dataset](#)

▶ [CMS state and national COVID-19 nursing home data](#)

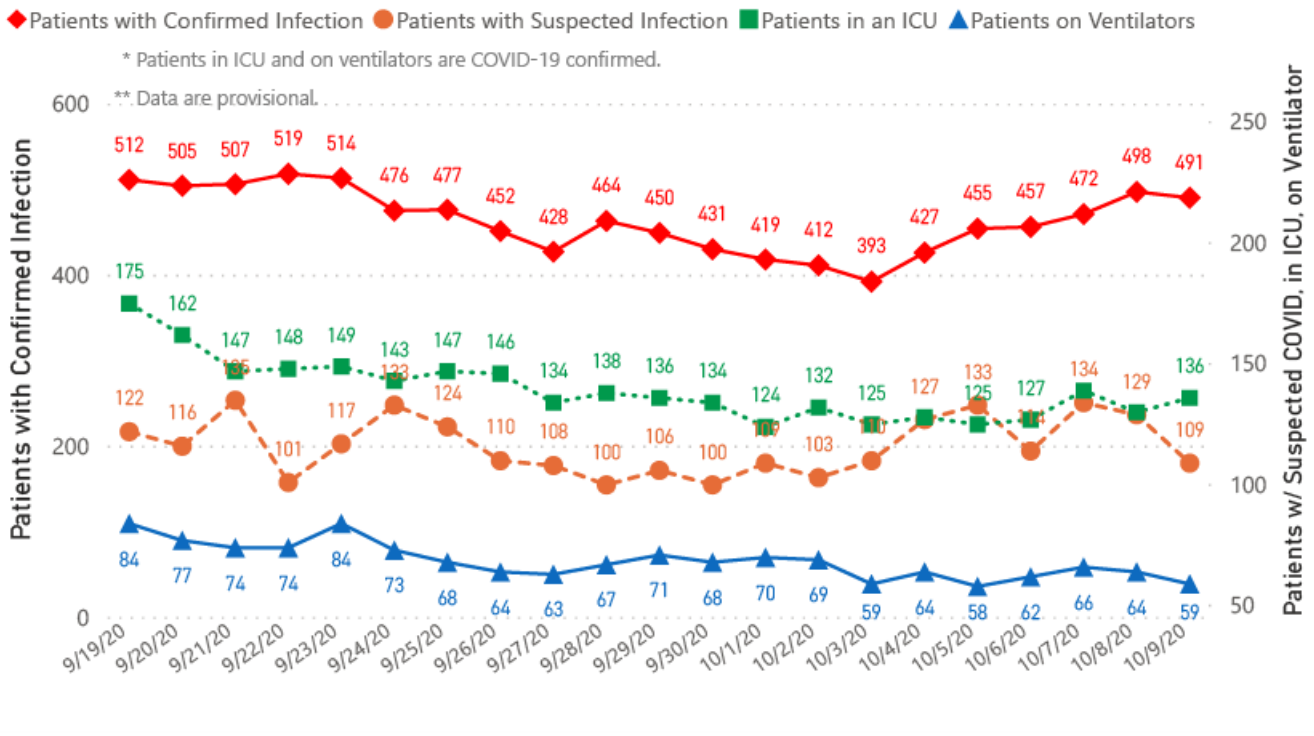
Mississippi COVID-19 Data Charts and Map

All data reports below are updated as they become available.

Hospitalizations and Bed Availability

- ▶ [Interactive chart of hospitalizations by date](#)
- ▶ [Interactive chart of local and state hospital bed availability](#)

COVID-19 Hospitalizations Reported by MS Hospitals, 9/19/20-10/9/20 **, **



Daily Statewide Data Charts

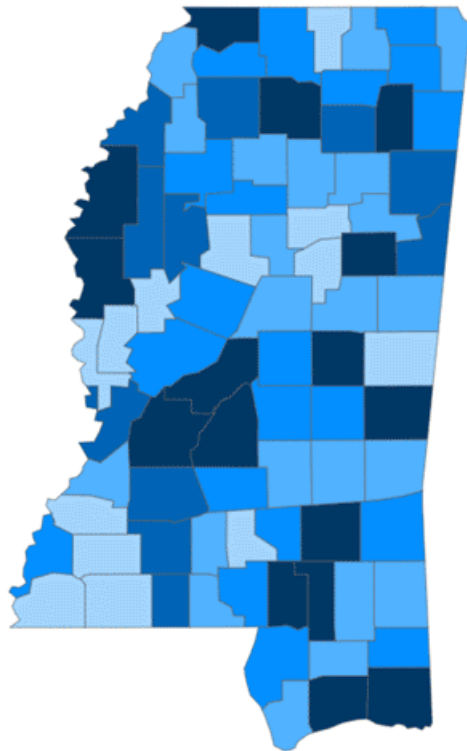
Our state case map and other data charts are also available in interactive form.

- ▶ [View interactive map](#)
- ▶ [View interactive epidemiological trend and syndromic surveillance](#)

The charts below are based on available data at the time of publication. Charts do **not** include cases where insufficient details of the case are known.

Mississippi COVID-19 Cases and Deaths by Race with Ethnicity as of 6 pm CT, October 11, 2020

Total Cases
105,228



● 1 to 400 ● 401 to 800 ● 801 to 1200 ● 1201 to 1700 ● >1700

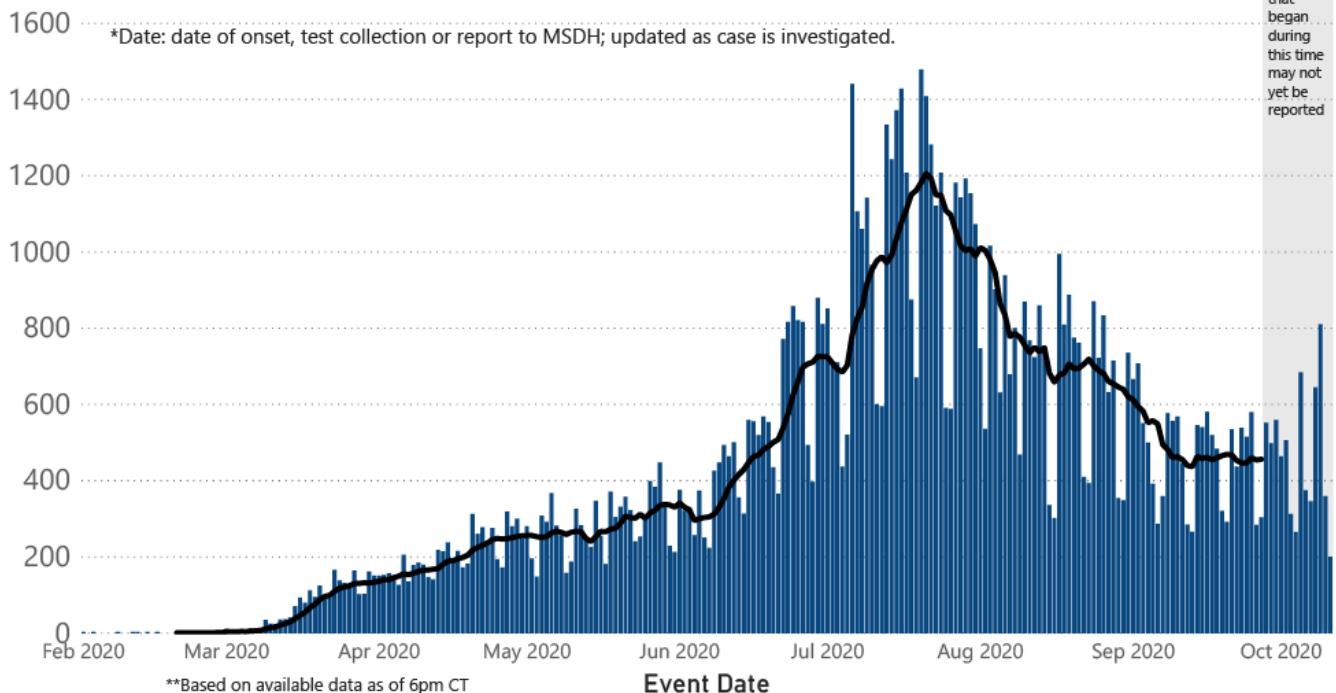
	American Indian or Alaska Native	Asian	Black	White	Other	Unknown
Non Hispanic	526	298	32,448	30,428	1,198	453
Hispanic	20	14	140	915	1,807	163
Unknown Ethnicity	787	89	7,897	8,576	4,801	14,668

Total Deaths
3,101

	American Indian or Alaska Native	Asian	Black	White	Other	Unknown
Non Hispanic	67	3	1,275	1,241	16	3
Hispanic	1	0	6	19	13	1
Unknown Ethnicity	20	4	150	187	25	70

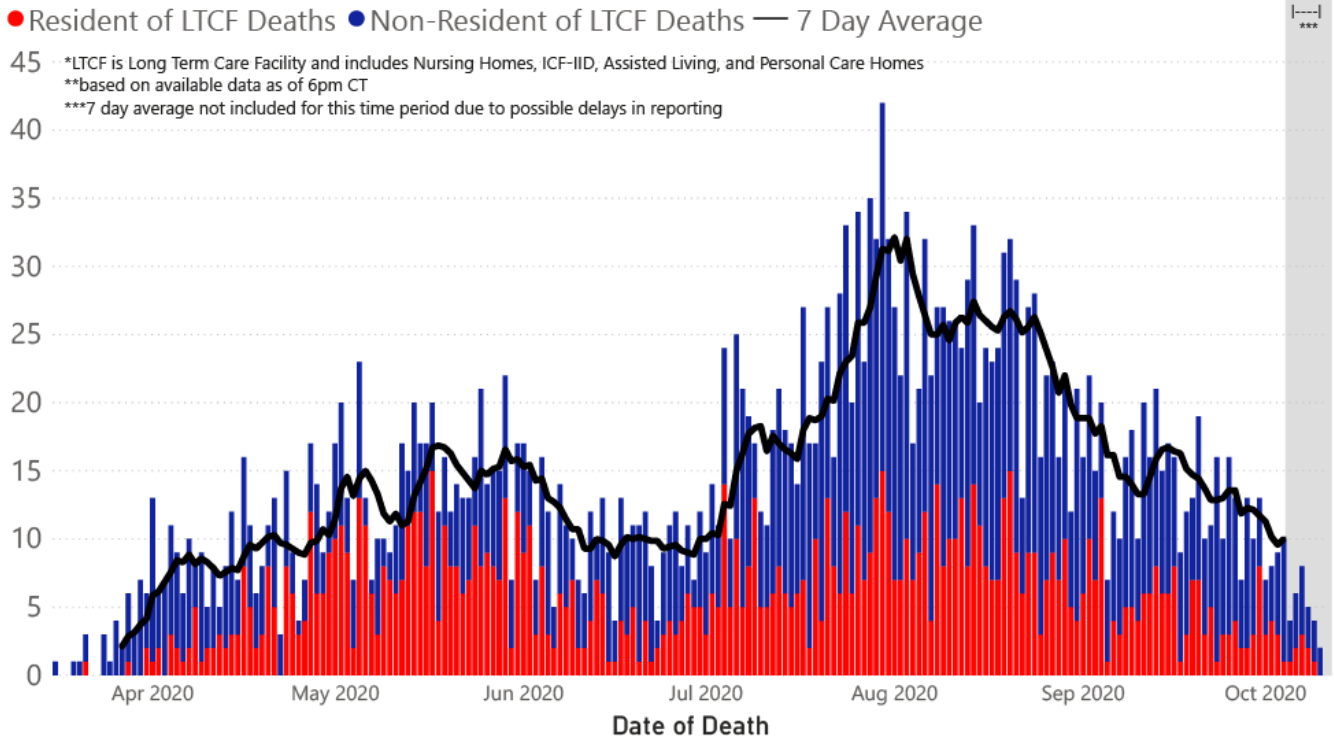
COVID-19 Cases by Date* through October 11, 2020**, Mississippi

● Cases — 7 Day Average

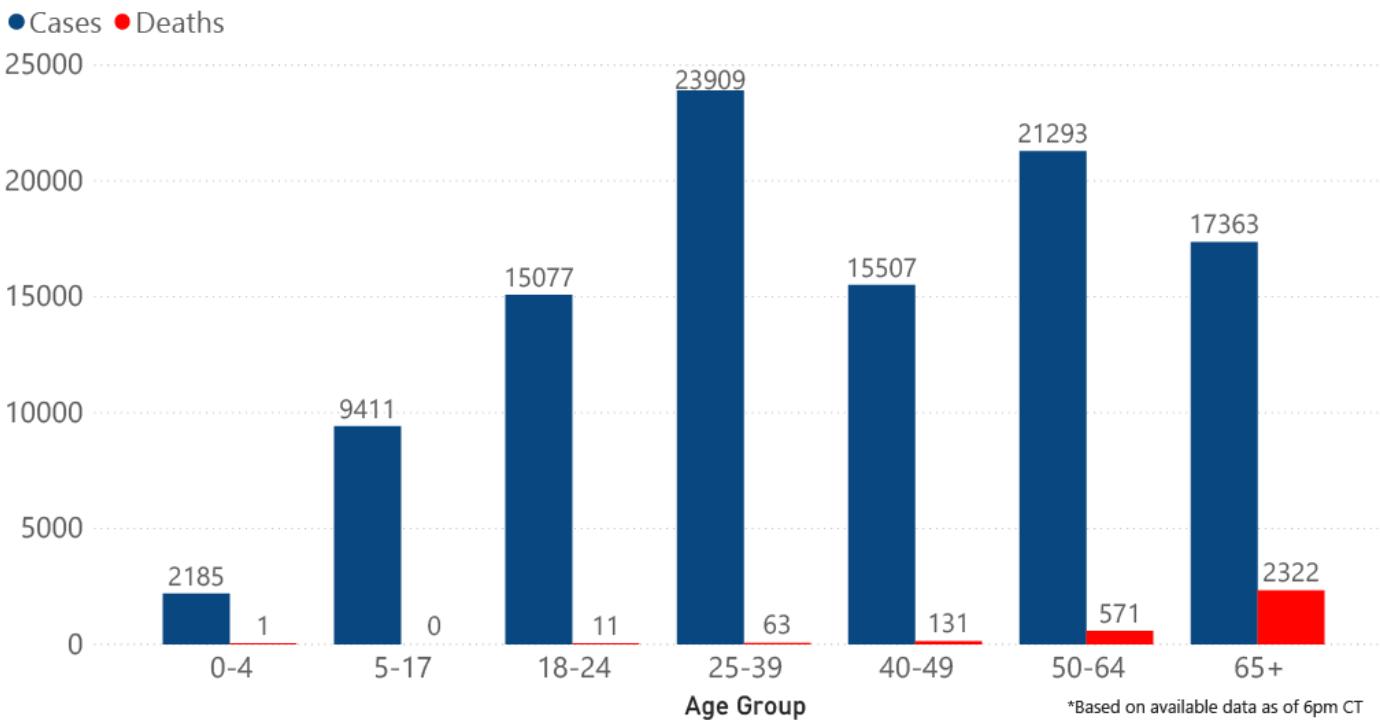


Note: Values up to two weeks in the past on the chart of Cases by Date above can change as we update it with new information from disease investigation.

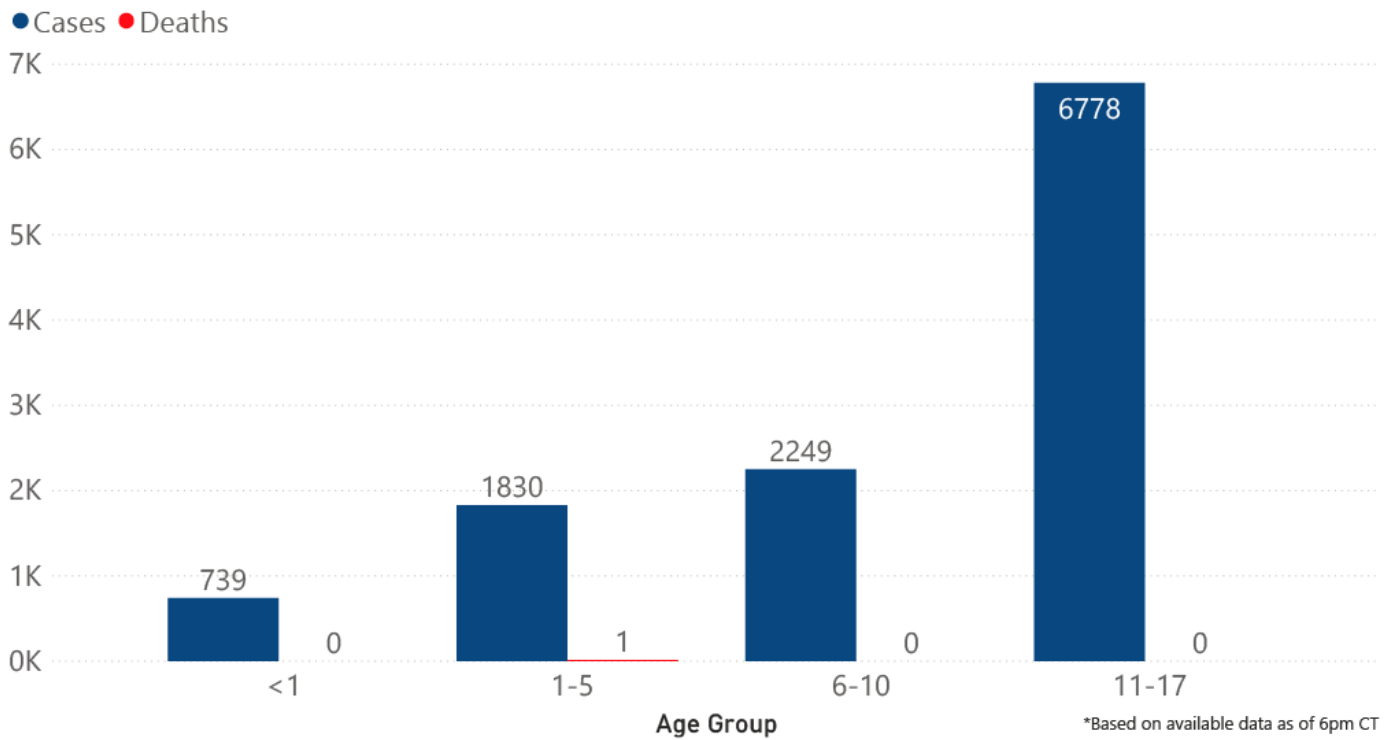
COVID-19 LTCF* and Non-LTCF Deaths by Date of Death through October 11, 2020**, Mississippi



COVID-19 Cases and Deaths by Age Group through October 11, 2020*, Mississippi



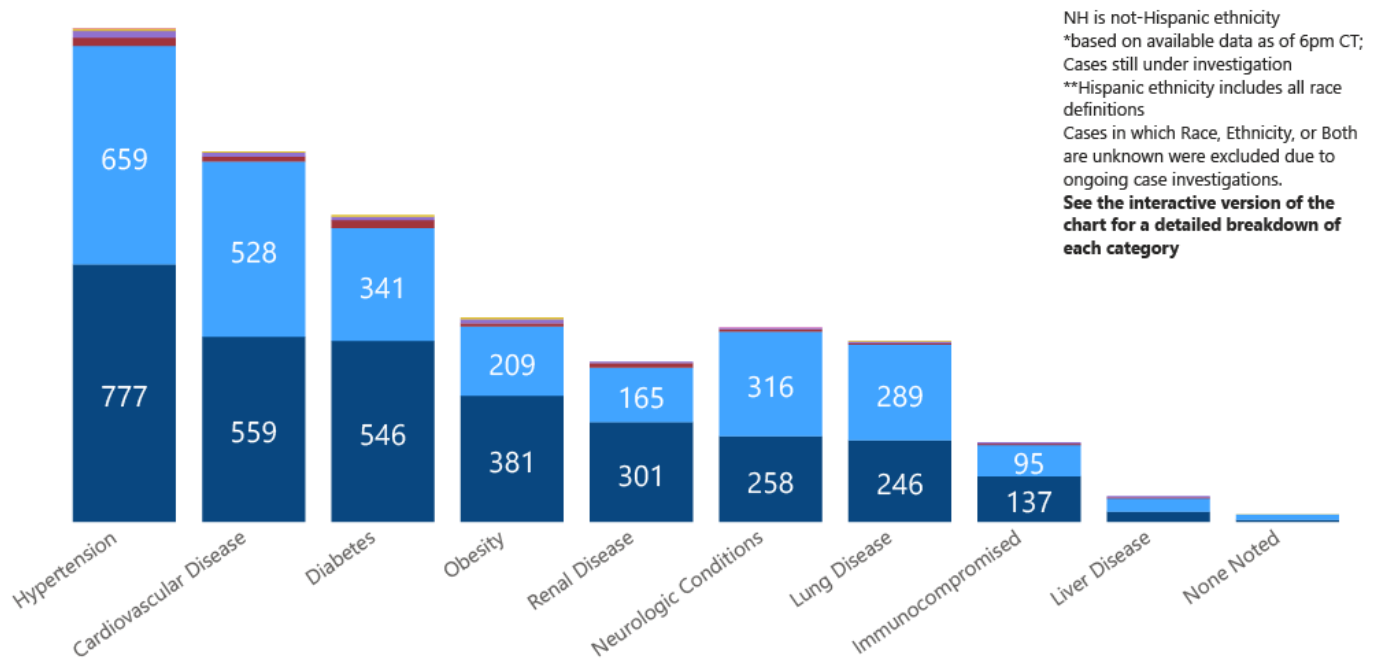
COVID-19 Pediatric Cases and Deaths by Age Group through October 11, 2020*, Mississippi



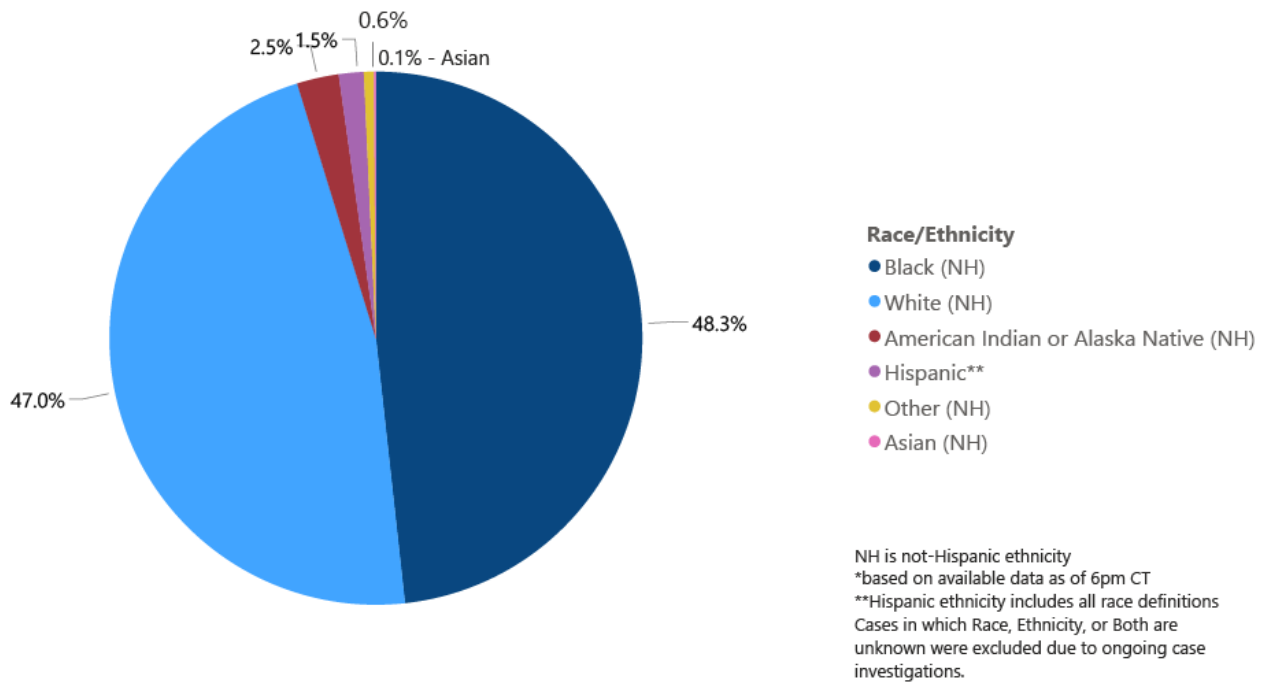
Weekly Statewide Data Summaries

COVID-19 Underlying Conditions in Deaths by Race/Ethnicity through October 11, 2020*, Mississippi

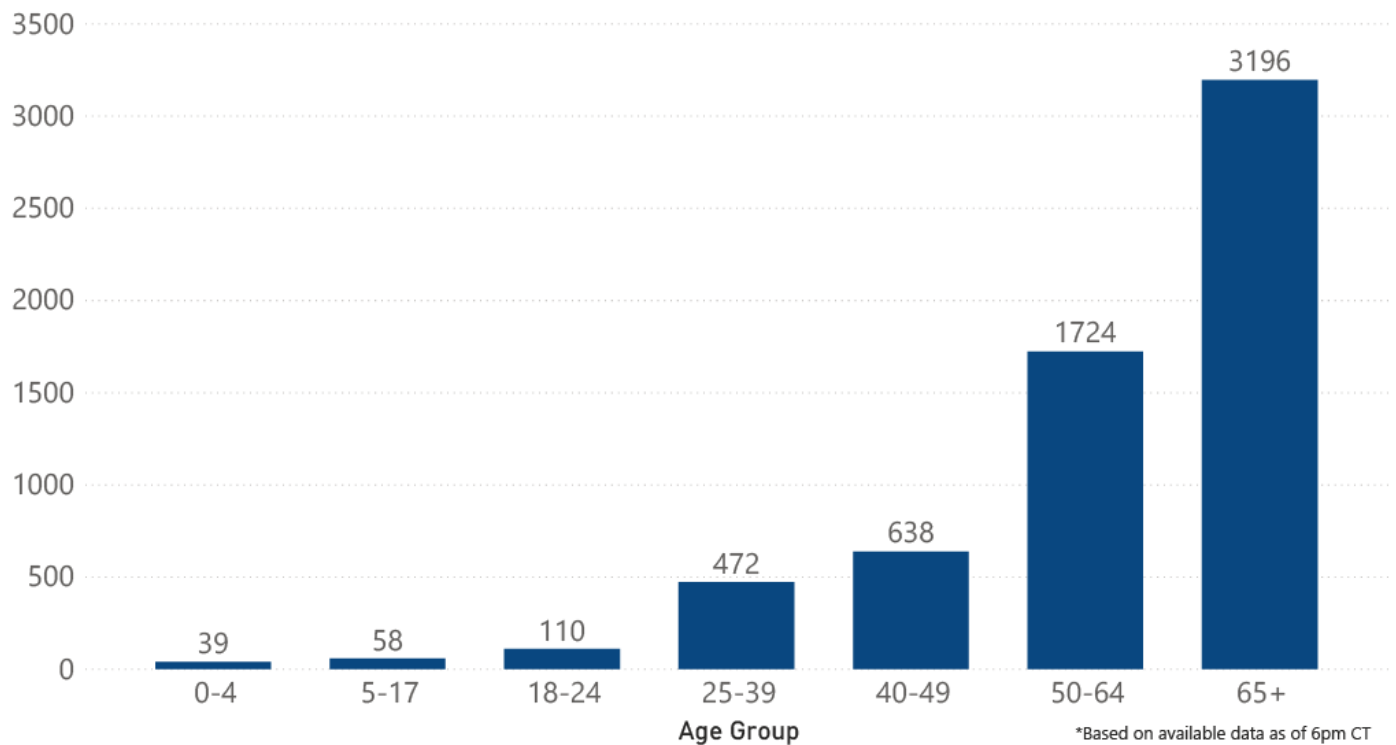
Race/Ethnicity ● Black (NH) ● White (NH) ● American Indian or Alaska Native (NH) ● Hispanic** ● Other (NH) ● Asian (NH)



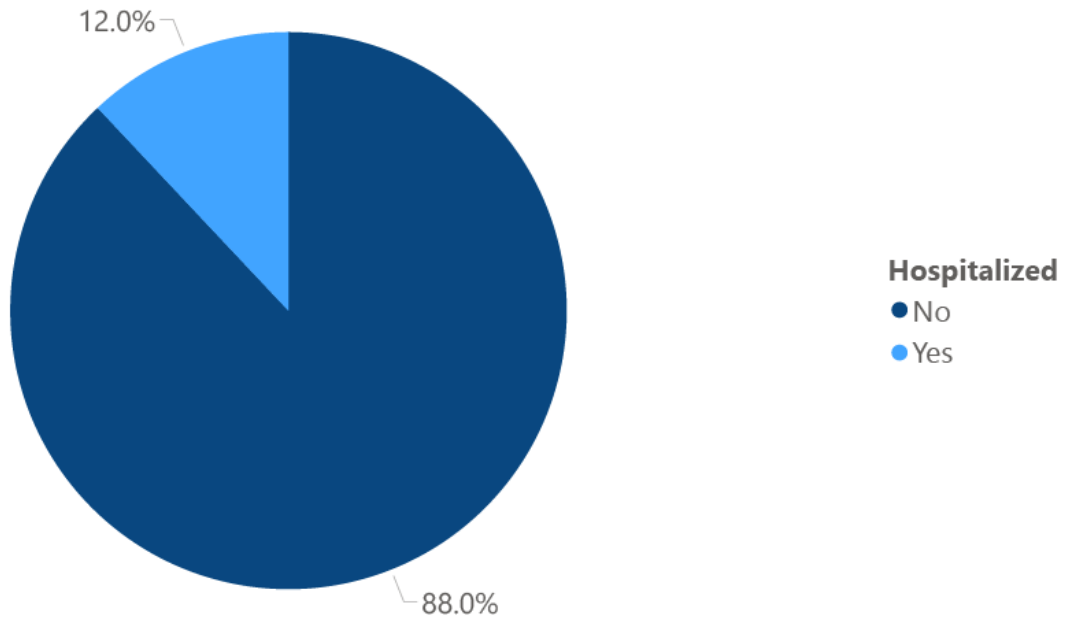
COVID-19 Deaths by Race/Ethnicity through October 11, 2020*, Mississippi



COVID-19 Hospitalized Cases by Age through October 11, 2020*, Mississippi



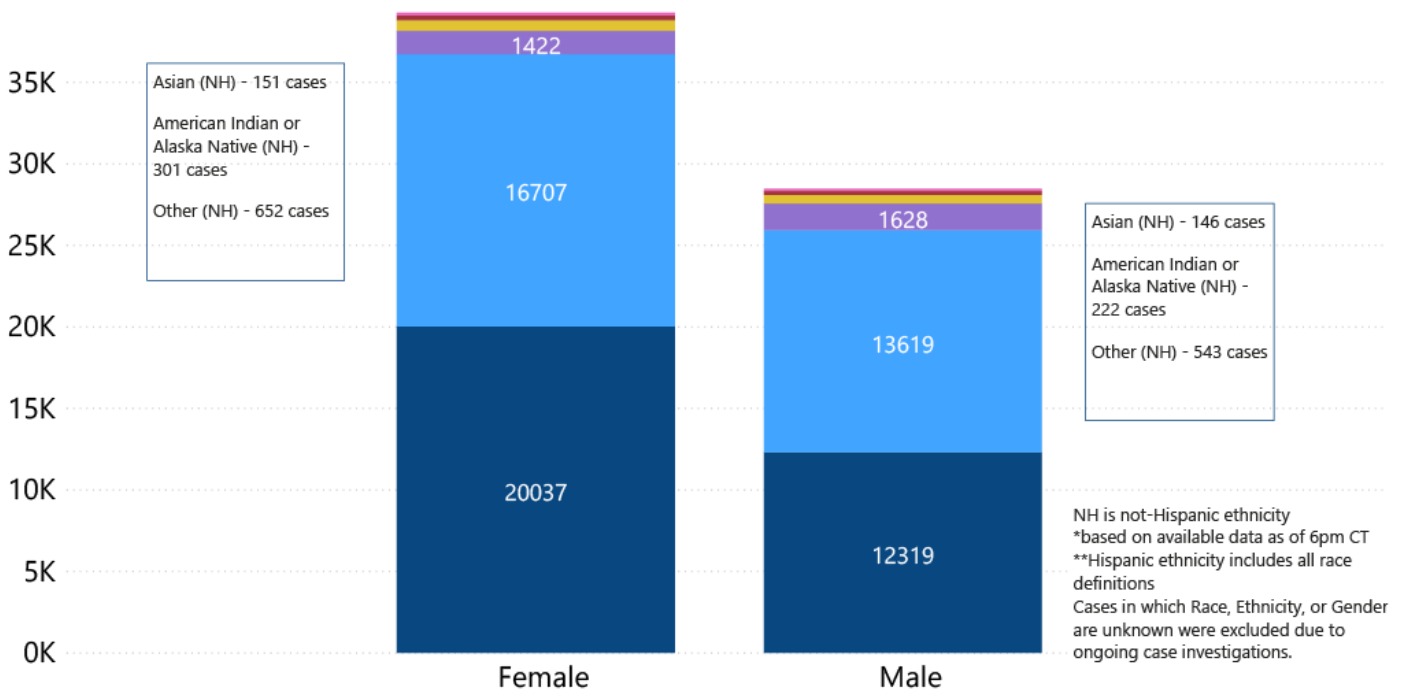
COVID-19 Cumulative Hospitalizations-Invstigated Cases October 11, 2020 *



* Cases in which hospitalization is unknown were excluded due to ongoing case investigations; based on available data as of 6 pm CT

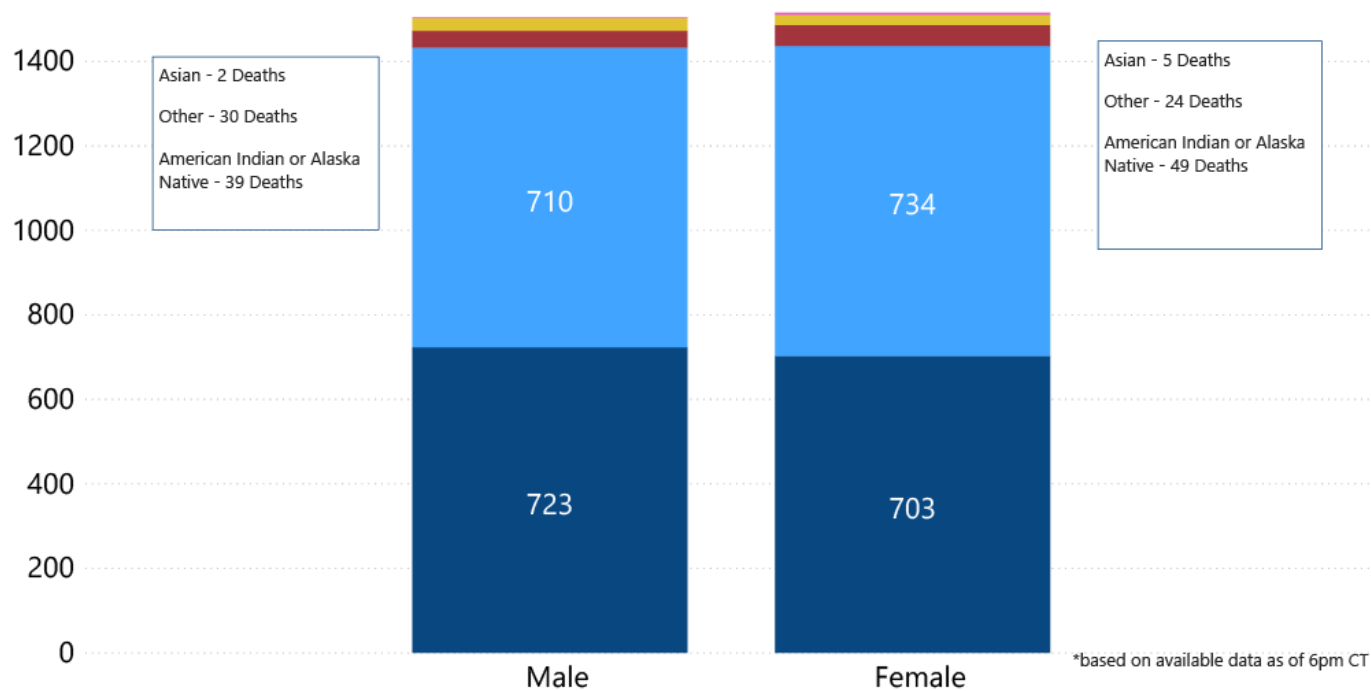
COVID-19 Cases by Race/Ethnicity and Gender through October 11, 2020*, Mississippi

Race/Ethnicity ● Black (NH) ● White (NH) ● Hispanic** ● Other (NH) ● American Indian or Alaska Native (NH) ● Asian (NH)

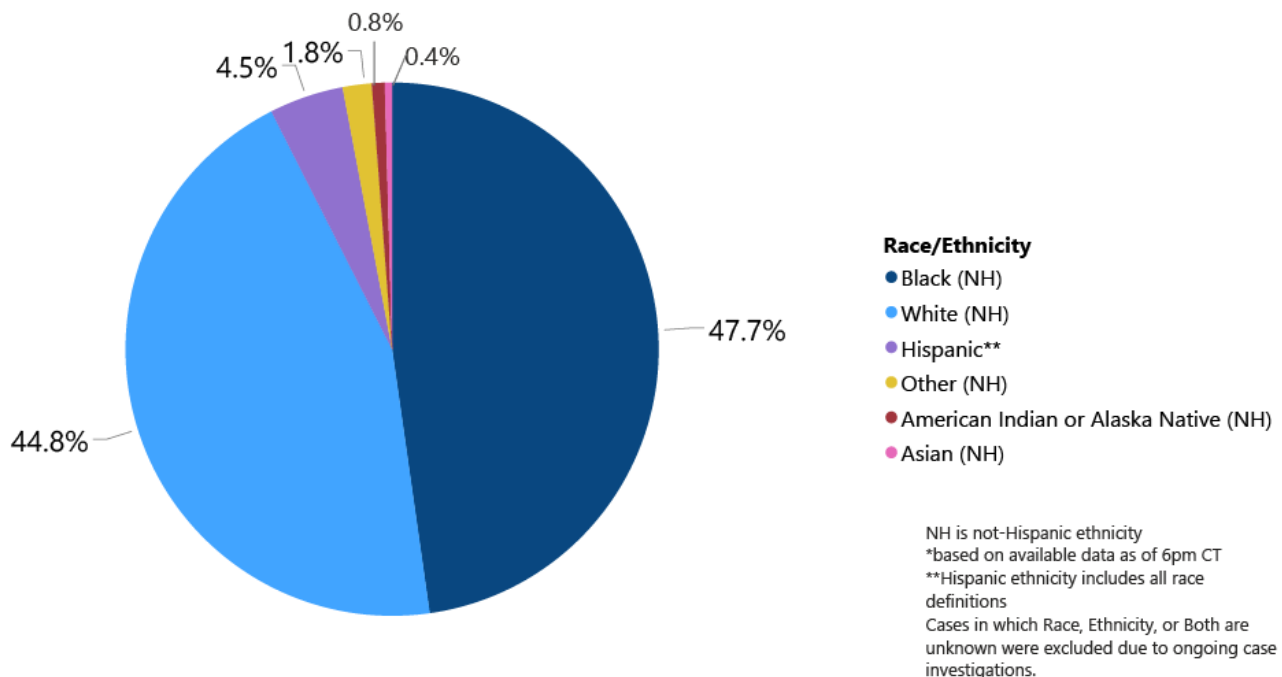


COVID-19 Deaths by Race and Gender through October 11, 2020*, Mississippi

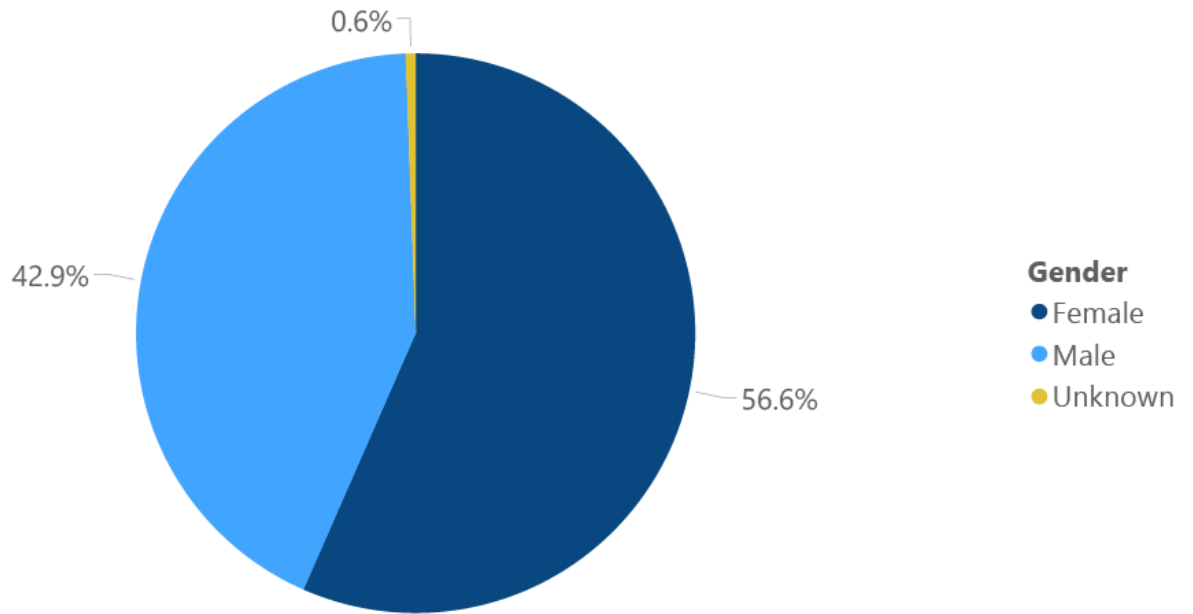
Race ● Black ● White ● American Indian or Alaska Native ● Other ● Asian



COVID-19 Cases by Race/Ethnicity through October 11, 2020*, Mississippi



COVID-19 Cases by Gender through October 11, 2020*, Mississippi



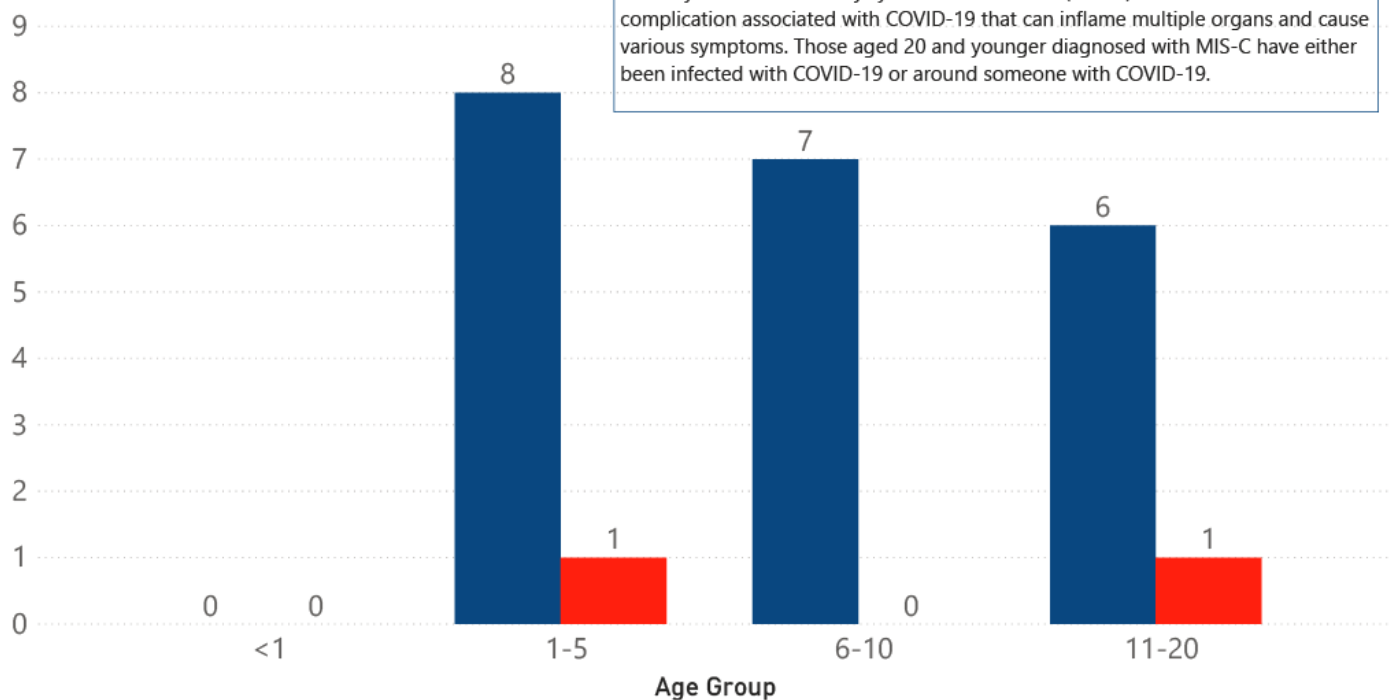
*Based on available data as of 6pm CT

Weekly Pediatric MIS-C Cases and Deaths

[Multisystem inflammatory syndrome in children \(MIS-C\)](#) is a rare but serious condition associated with COVID-19 that causes inflammation in many body parts, including the heart and other vital organs.

MIS-C* Cases and Deaths by Age Group through October 11, 2020, Mississippi

● MIS-C Cases ● MIS-C Deaths



Weekly High Case and High Incidence Counties

Tracking counties with recent high numbers of COVID-19 cases, adjusted for population, provides insight on where local outbreaks are most serious, and where protective measures should be increased. For more accurate reporting, these weekly charts include sample collection dates only up to seven days in the past to allow for case investigation and delays in lab test reports.

Cases counts in these charts is based on the date of illness onset. If the date of illness is not known, the date the test sample was taken, or the date of test result reporting is used instead. Counts are adjusted as cases are investigated.

Counties are ranked by highest weekly case counts, and by weekly incidence (cases proportional to population). A separate table ranking all counties is also available. **All tables updated weekly.**

► [Full tables of counties ranked by weekly incidence and cases](#) PDF

COVID-19 High Incidence MS Counties Over 1 Week Period (September 28- October 4, 2020*)

County	Cases (September 28-October 4)	Cases per 100,000 (September 28-October 4)	Cases to Date	Cases per 100,000 Total	Percent Change
ITAWAMBA	73	312.1	1017	4348.0	8%
CLAIBORNE	23	255.9	519	5774.4	5%
MONTGOMERY	25	255.8	511	5227.6	5%
CHICKASAW	39	228.0	777	4543.1	5%
LEE	194	227.1	3208	3754.9	6%
LAMAR	141	222.6	1997	3152.7	8%
FORREST	154	205.6	2831	3779.9	6%
NESHOBA	59	202.6	1737	5965.4	4%
BENTON	16	193.7	276	3341.8	6%
SIMPSON	48	180.1	1145	4295.1	4%
COPIAH	50	178.2	1289	4592.9	4%
QUITMAN	12	176.7	407	5992.3	3%

*based on available data as of 6pm CT
 Cases based on test date. Cases without test date excluded due to ongoing investigations.
 Table will be updated weekly. A one week lag is used for reporting.

COVID-19 High Case MS Counties Over 1 Week Period (September 28-October 4, 2020*)

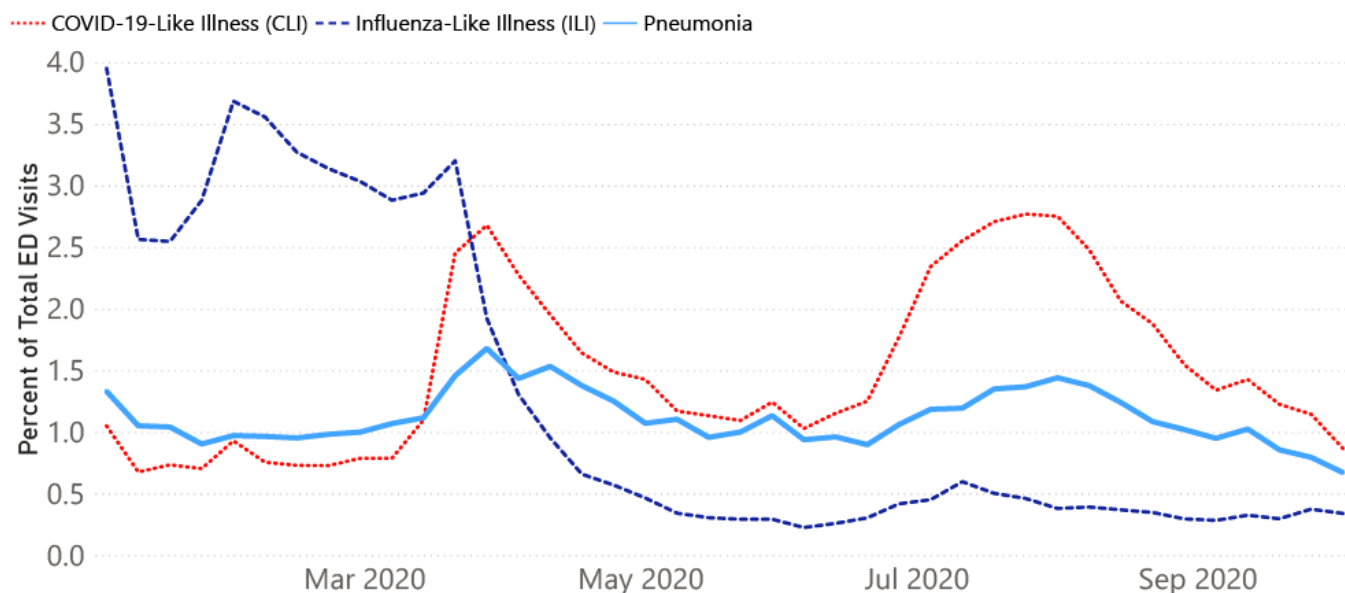
County	Cases (September 28-October 4)	Cases per 100,000 (September 28-October 4)	Cases to Date	Cases per 100,000 Total	Percent Change
LEE	194	227.1	3208	3754.9	6%
DESOTO	165	89.2	6189	3346.4	3%
FORREST	154	205.6	2831	3779.9	6%
HARRISON	154	74.0	4420	2124.2	4%
HINDS	154	66.4	7476	3224.6	2%
LAMAR	141	222.6	1997	3152.7	8%
RANKIN	118	76.0	3595	2315.3	3%
JACKSON	93	64.8	4029	2805.4	2%
JONES	85	124.8	2708	3976.6	3%
MADISON	75	70.6	3511	3303.8	2%
ITAWAMBA	73	312.1	1017	4348.0	8%
LAFAYETTE	65	120.3	2350	4350.3	3%

*based on available data as of 6pm CT
 Cases based on test date. Cases without test date excluded due to ongoing investigations.
 Table will be updated weekly. A one week lag is used for reporting.

Syndromic Surveillance

Emergency department visits by those with symptoms characteristic of COVID-19, influenza and pneumonia, updated weekly.

Percentage of Emergency Department and Clinic visits for CLI, ILI, and Pneumonia Cases Weekly Statewide Summary, January 4, 2020 - October 3, 2020



*The graph represents syndromic surveillance data from emergency department visits, reported electronically by hospitals throughout the state, that are consistent with COVID-19-Like Illness (CLI), Influenza-Like Illness (ILI), and Pneumonia. Based on available data as of 6pm CT. Graph will be updated weekly.

Estimated Recoveries

Presumed COVID-19 cases recovered, estimated weekly (does not include cases still under investigation).

COVID-19 Presumed Recovered Cases through October 11, 2020, Mississippi

94,165

Presumed Recovered*

*Reflects Provisional Estimates. Presumed Recovered if:

- 1) It has been 14 days or more since the case tested positive, if they were not hospitalized
- 2) It has been 21 days or more since the case tested positive, if they were hospitalized or hospitalization was unknown.

All deaths excluded. Presumed recovered counts will be updated weekly.

U.S. and World Cases

- ▶ [COVID-19 cases in the United States \(CDC\)](#)
- ▶ [U.S. COVID-19 Tracker \(CDC\)](#)
- ▶ [COVID-19 Global Case Map \(Johns Hopkins University\)](#)

COVID-19 Testing

Statewide Combined Testing as of October 3

This update includes tests made as early as June 30, 2020. As laboratories improve their reporting, they are providing more older data to MSDH.

COVID-19 testing providers around the state include commercial laboratories as well as hospital labs. Combined with testing done by the MSDH Public Health Laboratory, the figures provide a complete picture of all Mississippi testing. **Updated weekly.**

PCR testing detects current, active COVID-19 infection in an individual.

Antibody (serology) testing identifies individuals with past COVID-19 infection based on antibodies they develop one to three weeks after infection.

Antigen testing is another way to identify current COVID-19 infection.

	Total tests	PCR	Antibody	Antigen
MSDH Public Health Laboratory	111,144	109,904	1,240	0
Other testing providers	792,861	687,064	38,808	66,989
Total tests for COVID-19 statewide	904,005	796,968	40,048	66,989

MSDH Individuals Tested as of October 11

MSDH Public Health Laboratory (MPHL) testing totals as of 3 p.m. These totals are for tests performed at the MPHL only.

- Total individuals tested by the MPHL: **82,451**
- Total positive individuals from MPHL tests: **8,988**

Getting Tested for COVID-19

The MSDH Public Health Laboratory, its partners, and private providers are testing statewide for COVID-19.

Anyone with symptoms of fever, severe cough or severe chest pains – especially those who are older or in poor health – should make arrangements for testing with their doctor or one of the many healthcare providers now performing testing. Healthcare providers can assess your health history and symptoms, and perform testing for COVID-19 as needed. MSDH is also helping conduct free drive-up testing sites in many parts of the state. **Always call ahead to the testing provider for instructions on safely being examined before you visit for your test.**

- ▶ [Find a COVID-19 testing provider near you](#)

Prevention and Guidance for Individuals and the Community

- ▶ [Preventive steps to take, recommendations, guidance and general information on COVID-19](#)

Get weekly restaurant inspections and more by e-mail:



Last reviewed on Mar 5,

2020

[error on this](#)

[email page](#)

[print](#)

Related resources

- ▶ [IT IS REAL: COVID-19 as Told by Survivors](#)
- ▶ [Local COVID-19 Testing Providers](#)
- ▶ [COVID-19 Guidance and Prevention for Individuals and the Community](#)

Updated October 1, 2020

More topics

- ▶ [\[Espanol, Tieng Viet, ASL \]](#)
- ▶ [County Data](#)
- ▶ [Diagnostic Testing EUA](#)
- ▶ [Handouts and Posters](#)
- ▶ [Healthcare Professionals](#)
- ▶ [Interactive Map and Charts](#)
- ▶ [Long-Term Care Outbreaks](#)
- ▶ [Prevention and Safety Guidance](#)

- ▶ School Cases and Outbreaks
- ▶ Testing for COVID-19

COVID-19



Keep your distance

Stay at least six feet apart from others in large groups.

MORE PREVENTION TIPS

AGENCY

- About Us
- Administration
- Board of Health
- County Offices
- Institutional Review
- Jobs
- Locations
- Public Health Laboratory
- RFPs/Grants
- More »*

- Intranet
- OHIT+ER Service Center
- Webmail

INFORMATION

- Apps
- Calendar of Events
- Contact Us
- Meetings
- Health Resources
- Hotlines
- Locations
- News
- Newsletter
- Phone Numbers
- Español

I NEED A ...

- Birth Certificate

Certificate of Need
Children's Health Insurance
Complaint Form
Criminal History Check
Death Certificate
Divorce Record
Food Permit
Immunization Record
J-1 Visa
License Verification
Marriage Record
Professional License
Public Records Request
Wastewater Application

PUBLICATIONS

Annual Report
CON Weekly Reports
Health Facilities Directory
Mississippi Morbidity Reports
Public Health Report
State Health Plan
Strategic Plan

More »

Mississippi State Department of Health • 570 East Woodrow Wilson Dr • Jackson, MS 39216 • 866-HLTHY4U • [Contact and information](#)

