



Coronavirus Disease 2019 (COVID-19)

Updated October 25, 2020

Regular reporting resumes Monday: COVID-19 case and death totals for October 24 and 25 will be published on Monday, along with our regular data summaries and charts.

The national Centers for Disease Control and Prevention (CDC) and the Mississippi State Department of Health continue to closely monitor the outbreak of respiratory illnesses caused by the novel (new) coronavirus COVID-19, and are working to limit the spread of cases nationally and in Mississippi.

Mississippi Coronavirus Hotline (7 days a week, 7 a.m.–7 p.m.): **877-978-6453**

General Information

- ▶ [COVID-19 and You: Video Q & A with State Health Officer Dr. Thomas Dobbs](#)
- ▶ [COVID-19 overview, questions and answers](#)
- ▶ [Guidance, prevention and testing](#)
- ▶ [Handouts: Basic disease prevention, handwashing and more](#)
- ▶ [ASL, Spanish and Vietnamese materials](#)

Home isolation is mandatory if you have tested positive for COVID-19 by [order of the State Health Officer](#). (If you are awaiting results of routine testing *not* related to exposure, you may [return to work](#) and follow the safety guidance of your employer.) If you have been in contact with someone who has COVID-19, quarantine is also important to protect others. [Find out more »](#)

Healthcare Professionals

Guidance and more →

- ▶ [MSDH guidance](#)
- ▶ [Electronic reporting](#)
- ▶ [Specimens](#)
- ▶ [Lab dropoff](#)
- ▶ [CDC guidance](#)
- ▶ [MS-HAN Alerts](#)

[ALL HEALTHCARE](#)

Current Cases and Statistics

County and state data →

- ▶ [Today's update](#)
- ▶ [County data reports](#)
- ▶ [State data charts](#)
- ▶ [Schools and LTC facilities](#)
- ▶ [Lab testing](#)
- ▶ [Recoveries](#)

[ALL STATISTICS](#)

Guidance, Testing and Prevention

Personal and community →

- ▶ [Getting tested](#)
- ▶ [Personal protection](#)
- ▶ [Gatherings and events](#)
- ▶ [Business and community](#)
- ▶ [School guidelines](#)
- ▶ [State agencies](#)

[ALL GUIDANCE](#)

COVID-19 in Mississippi

New Cases and Deaths as of October 23

NEW CASES

1,212

New COVID-19 positive test results reported to MSDH as of 6 p.m. yesterday.

NEW DEATHS

17

New COVID-19 related deaths reported to MSDH as of 6 p.m. yesterday. 13 deaths occurred between October 19 and October 23 in the counties below.

County	Total
Adams	1
Benton	1
Coahoma	1
Covington	1
Harrison	1
Leake	1
Lee	1
Monroe	1
Panola	1
Pontotoc	1
Tallahatchie	1
Wayne	1
Yazoo	1

4 COVID-19 related deaths occurred between September 22 and October 17, identified from death certificate reports.

County	Total
Lauderdale	1
Madison	1
Pearl River	1
Prentiss	1

LTC OUTBREAKS

133

Current outbreaks in long-term care facilities only. (See [LTC facility outbreak definition](#).)

About our case counts: We currently update our case totals each day based on test results from the previous day. Outside laboratories also report positive test results to us, which are included in our totals. Repeated tests for the same individual are counted only once. County case numbers and deaths may change as investigation finds new or additional information.

County COVID-19 Data

Race and Ethnicity

- ▶ [Total COVID-19 cases and deaths by county, race and ethnicity](#) PDF
Current and past data tables, updated daily

Data Snapshots for Individual Counties

- ▶ [Weekly COVID-19 snapshots for each Mississippi county](#)

High Cases and Incidence

- ▶ [Mississippi counties ranked by weekly cases and incidence](#)

Cumulative Cases and Deaths by County

Totals of all reported COVID-19 cases for 2020, including those in long-term care (LTC) facilities.

The numbers in this table are provisional. County case numbers and deaths may change as investigation finds new or additional information. The data provided below is the most current available.

County	Total Cases	Total Deaths	Total LTC Facility Cases	Total LTC Facility Deaths
Adams	1085	44	64	13
Alcorn	1001	12	18	2
Total	115,088	3,255	6,699	1,304

County	Total Cases	Total Deaths	Total LTC Facility Cases	Total LTC Facility Deaths
Amite	425	13	15	2
Attala	794	26	91	20
Benton	341	6	25	1
Bolivar	2016	77	219	30
Calhoun	626	12	25	4
Carroll	493	12	45	9
Chickasaw	855	26	46	14
Choctaw	208	6	1	0
Claiborne	537	16	43	9
Clarke	758	51	93	27
Clay	693	21	19	3
Coahoma	1249	37	89	7
Copiah	1375	36	71	7
Covington	975	27	54	10
De Soto	7039	79	80	16
Forrest	3046	78	176	41
Franklin	242	3	4	1
George	992	18	36	6
Greene	478	18	40	6
Grenada	1226	38	113	21
Hancock	840	28	48	6
Harrison	5223	84	257	32
Hinds	7973	177	465	78
Holmes	1147	60	102	20
Humphreys	438	16	21	6
Issaquena	107	4	0	0
Itawamba	1139	25	87	17
Jackson	4578	84	102	8
Jasper	687	17	1	0
Jefferson	276	10	13	3
Jefferson Davis	410	11	7	1
Jones	2924	84	185	38
Kemper	326	15	41	9
Total	115,088	3,255	6,699	1,304

County	Total Cases	Total Deaths	Total LTC Facility Cases	Total LTC Facility Deaths
Lafayette	2504	43	124	29
Lamar	2255	38	40	11
Lauderdale	2478	135	261	74
Lawrence	518	14	26	2
Leake	1150	41	43	7
Lee	3573	80	180	37
Leflore	1671	87	193	47
Lincoln	1401	57	162	35
Lowndes	1799	62	102	33
Madison	3831	94	238	45
Marion	950	42	92	14
Marshall	1431	29	54	12
Monroe	1506	73	170	52
Montgomery	549	23	52	9
Neshoba	1849	111	130	39
Newton	866	27	39	9
Noxubee	598	17	20	4
Oktibbeha	2024	54	193	31
Panola	1700	40	60	8
Pearl River	1136	60	94	23
Perry	494	23	20	7
Pike	1384	56	97	27
Pontotoc	1472	20	17	2
Prentiss	1061	20	48	3
Quitman	420	6	0	0
Rankin	3940	86	181	23
Scott	1254	29	21	3
Sharkey	285	14	43	8
Simpson	1215	49	117	19
Smith	594	16	54	8
Stone	475	14	55	9
Sunflower	1623	49	83	14
Tallahatchie	845	26	29	7
Total	115,088	3,255	6,699	1,304

County	Total Cases	Total Deaths	Total LTC Facility Cases	Total LTC Facility Deaths
Tate	1168	39	52	13
Tippah	903	22	60	0
Tishomingo	812	41	96	26
Tunica	535	17	15	2
Union	1188	25	46	11
Walthall	639	27	67	13
Warren	1548	55	123	26
Washington	2583	99	176	38
Wayne	1017	22	59	10
Webster	376	13	52	11
Wilkinson	338	20	20	5
Winston	841	21	43	11
Yalobusha	545	14	66	7
Yazoo	1222	34	90	13
Total	115,088	3,255	6,699	1,304

Case Classifications

Mississippi investigates and reports both probable and confirmed cases and deaths according to the [CSTE case definition](#).

	Confirmed	Probable	Total
Cases	101,683	13,405	115,088
Deaths	2,944	311	3,255

Confirmed cases and deaths are generally determined by positive PCR tests, which detect the presence of ongoing coronavirus infection.

Probable cases are those who test positive by other testing methods such as antibody or antigen, and have recent symptoms consistent with COVID-19, indicating a recent infection.

Probable deaths are those individuals with a designation of COVID-19 as a cause of death on the death certificate, but where no confirmatory testing was performed.

Deaths from COVID-19 and Other Causes

This table of death counts compares COVID-19 deaths in Mississippi by week with deaths from other major causes, including contributing and underlying causes.

- ▶ [Mississippi Provisional Death Counts by Week](#)
Updated weekly

K-12 School Report

Mississippi K-12 schools make weekly reports of cases among students, teachers and staff, number of outbreaks, and

teachers and students under quarantine as a result of COVID-19 exposure. An outbreak in a school setting is defined as 3 or more individuals diagnosed with COVID-19 in the same group within a 14-day period.

Note: These cases have been directly reported to MSDH by each school, and may not yet have appeared in our state and county totals of cases reported by laboratories.

- ▶ [K-12 reports of COVID-19 school cases, outbreaks and exposure](#)
Updated weekly

Long-Term Care Facility Cases and Outbreaks

Long-term care (LTC) facilities like nursing homes are considered high risk locations because their residents are older or in poor health. A single confirmed COVID-19 infection in an LTC facility resident, or more than one infection in employees or staff in a 14-day period constitutes an outbreak. Residential care facilities also represent group living facilities where COVID-19 can be easily spread. We investigate residents, staff and close contacts of infected individuals for possible exposure.

These outbreak figures are reported directly to MSDH by the facility. Many of the cases and deaths reported by facilities may not yet be included in our totals of lab-reported cases.

- ▶ [Mississippi COVID-19 cases and deaths in long-term care facilities](#) PDF
Long-term care facilities include nursing homes, personal care homes, assisted living homes, and intermediate care facilities for individuals with intellectual disability (ICF-IID)
- ▶ [Mississippi COVID-19 cases and deaths in residential care facilities](#) PDF
Residential care facilities include psychiatric or chemical dependency residential treatment centers and long-term acute care facilities.

Ongoing Outbreaks in Nursing Homes

Because nursing homes report COVID-19 data directly to the Centers for Medicare and Medicaid (CMS), we have replaced our usual long-term care facility report with the most recent CMS nursing home data, avoiding duplicate reporting requirements for these facilities.

Data such as illness in residents and staff, deaths in residents, as well as a number of other data elements are now publicly available on the CMS website. MSDH is providing the following links to view this data, which is reported directly by the Nursing Homes and is updated daily.

Note: Cases and deaths listed on the CMS website may not have appeared yet in our county totals, which are based on reports from testing laboratories.

- ▶ [Search for nursing home COVID-19 data](#)
- ▶ [About the CMS COVID-19 dataset](#)
- ▶ [CMS state and national COVID-19 nursing home data](#)

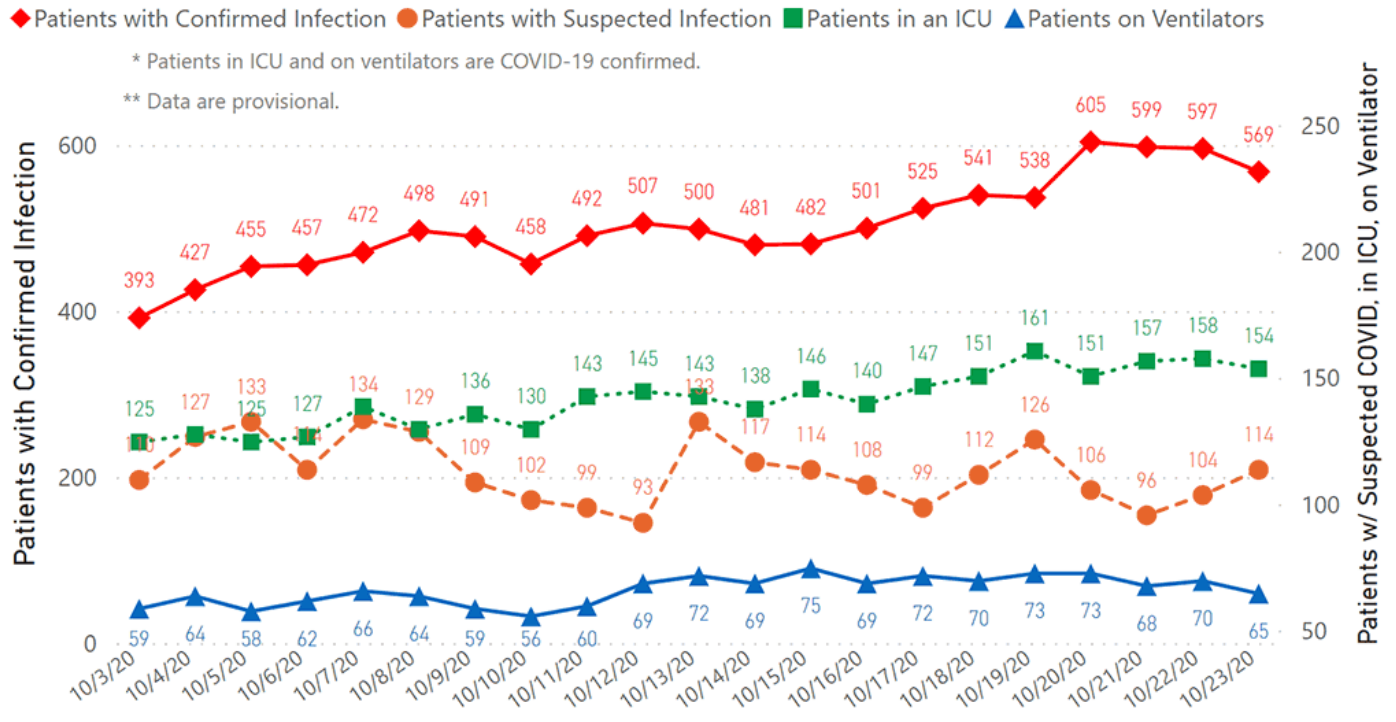
Mississippi COVID-19 Data Charts and Map

All data reports below are updated as they become available.

Hospitalizations and Bed Availability

- ▶ [Interactive chart of hospitalizations by date](#)

COVID-19 Hospitalizations Reported by MS Hospitals, 10/3/20-10/23/20 *,**



Daily Statewide Data Charts

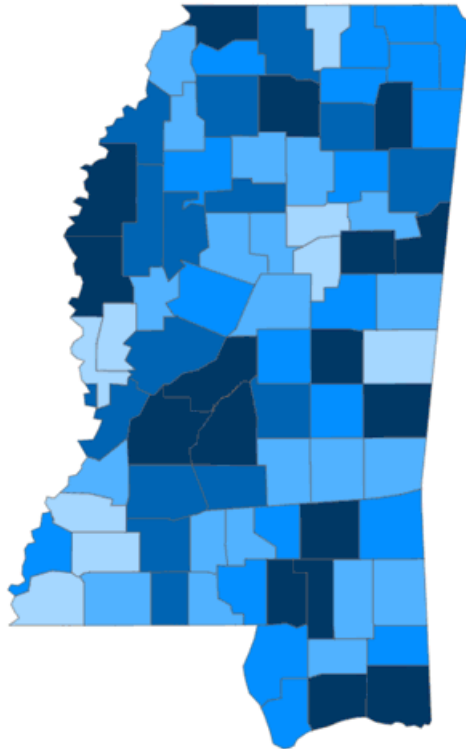
Our state case map and other data charts are also available in interactive form.

- [View interactive map](#)
- [View interactive epidemiological trend and syndromic surveillance](#)

The charts below are based on available data at the time of publication. Charts do **not** include cases where insufficient details of the case are known.

Mississippi COVID-19
Cases and Deaths by Race with Ethnicity
as of 6 pm CT, October 23, 2020

Total Cases
115,088



● 1 to 400 ● 401 to 800 ● 801 to 1200 ● 1201 to 1700 ● >1700

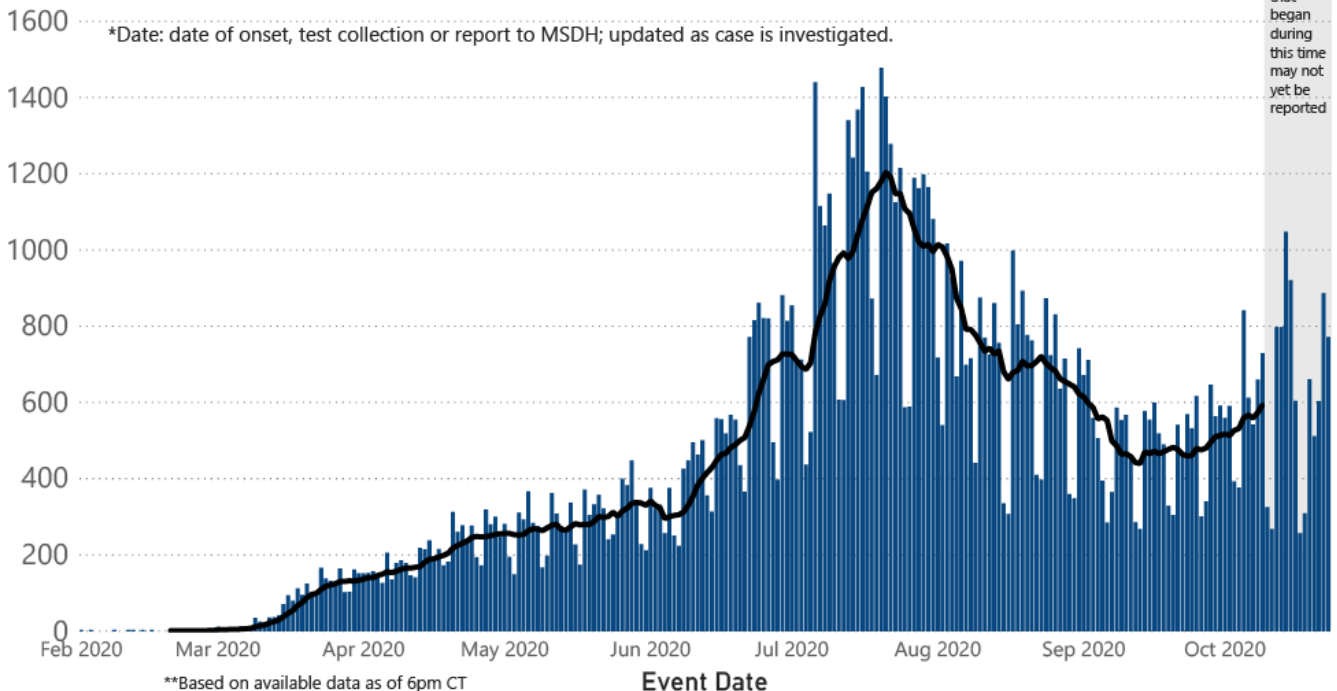
	American Indian or Alaska Native	Asian	Black	White	Other	Unknown
Non Hispanic	532	340	34,808	34,657	1,334	539
Hispanic	18	13	162	983	1,890	176
Unknown Ethnicity	797	98	8,391	9,450	4,906	15,994

Total Deaths
3,255

	American Indian or Alaska Native	Asian	Black	White	Other	Unknown
Non Hispanic	65	3	1,322	1,303	18	4
Hispanic	1	0	7	19	14	1
Unknown Ethnicity	21	5	162	209	26	75

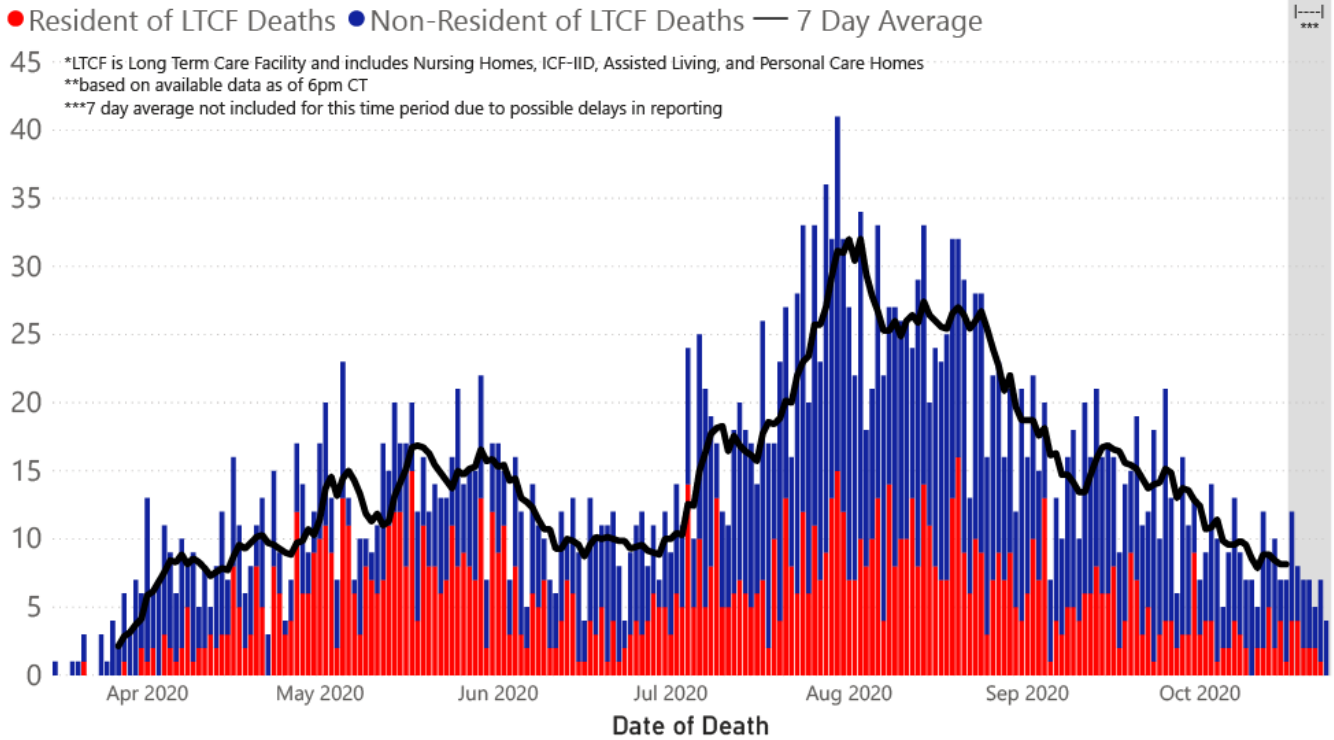
COVID-19 Cases by Date* through October 23, 2020**, Mississippi

● Cases — 7 Day Average

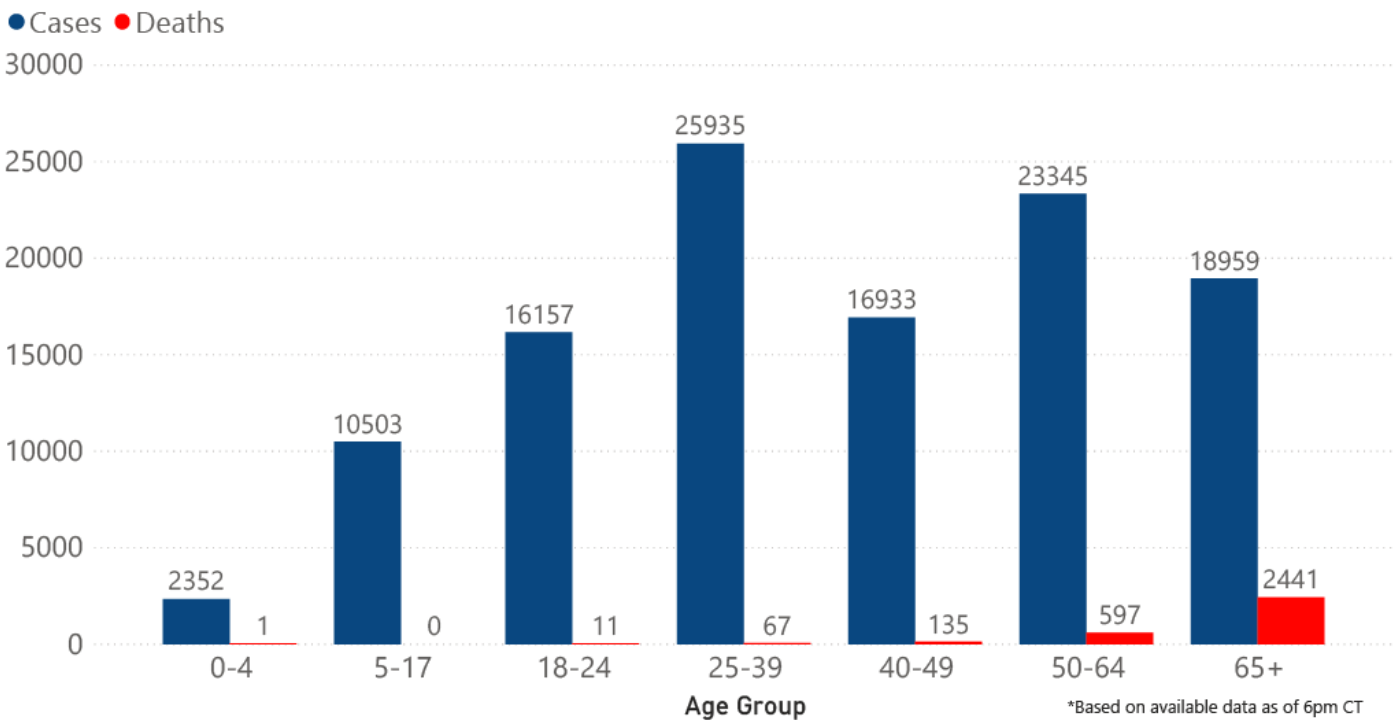


Note: Values up to two weeks in the past on the chart of Cases by Date above can change as we update it with new information from disease investigation.

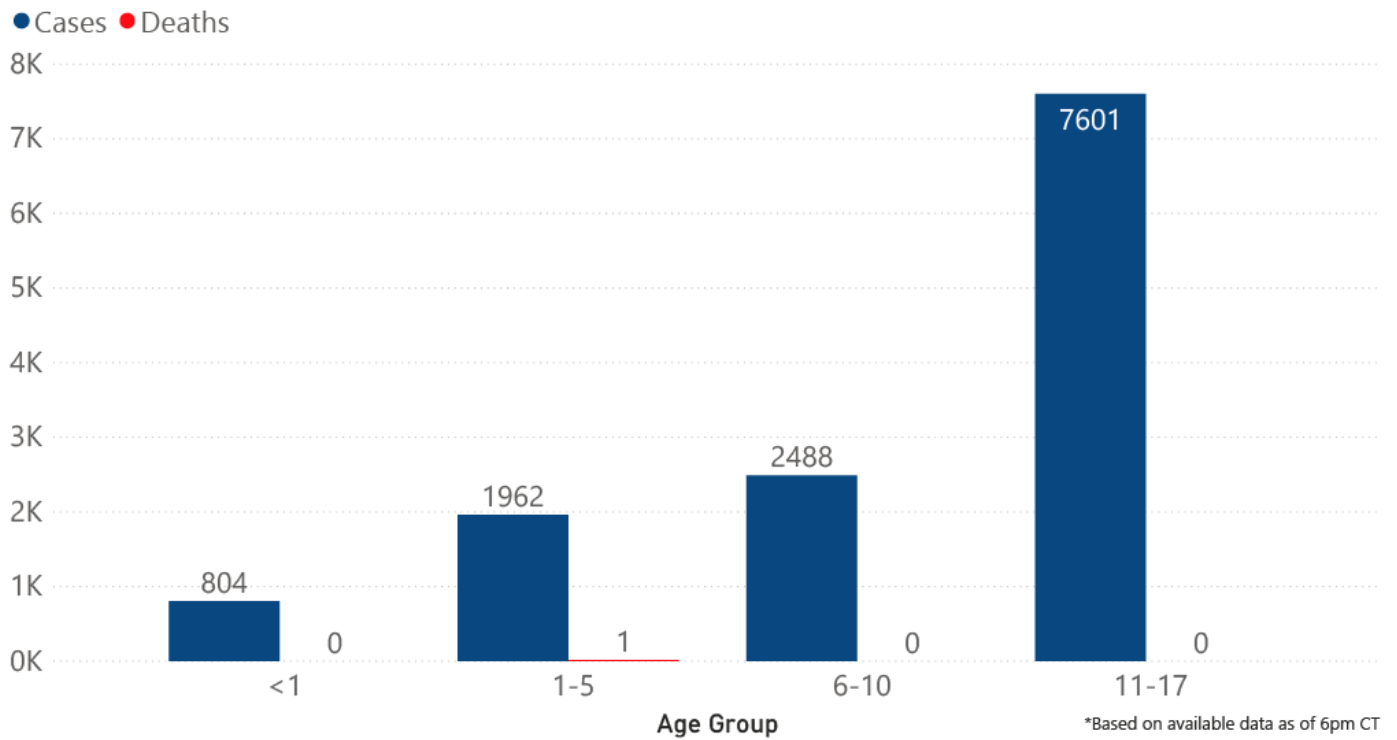
COVID-19 LTCF* and Non-LTCF Deaths by Date of Death through October 23, 2020**, Mississippi



COVID-19 Cases and Deaths by Age Group through October 23, 2020*, Mississippi



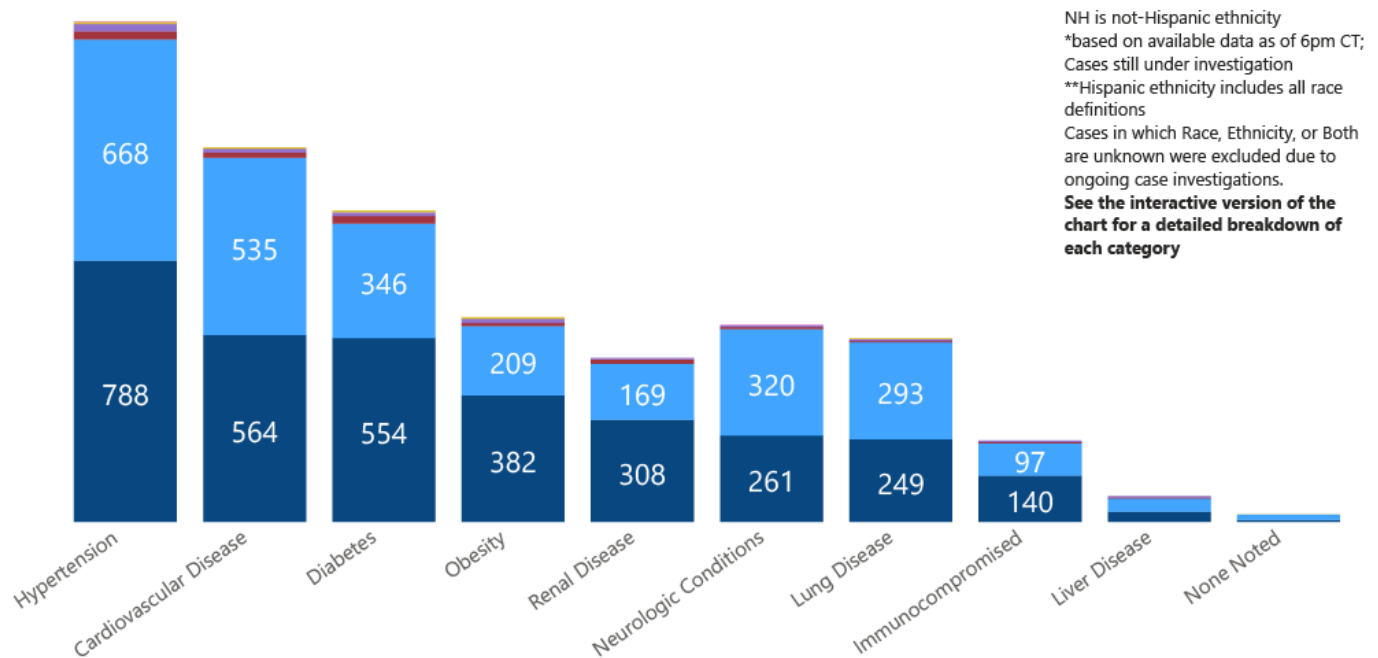
COVID-19 Pediatric Cases and Deaths by Age Group through October 23, 2020*, Mississippi



Weekly Statewide Data Summaries

COVID-19 Underlying Conditions in Deaths by Race/Ethnicity through October 18, 2020*, Mississippi

Race/Ethnicity ● Black (NH) ● White (NH) ● American Indian or Alaska Native (NH) ● Hispanic** ● Other (NH) ● Asian (NH)



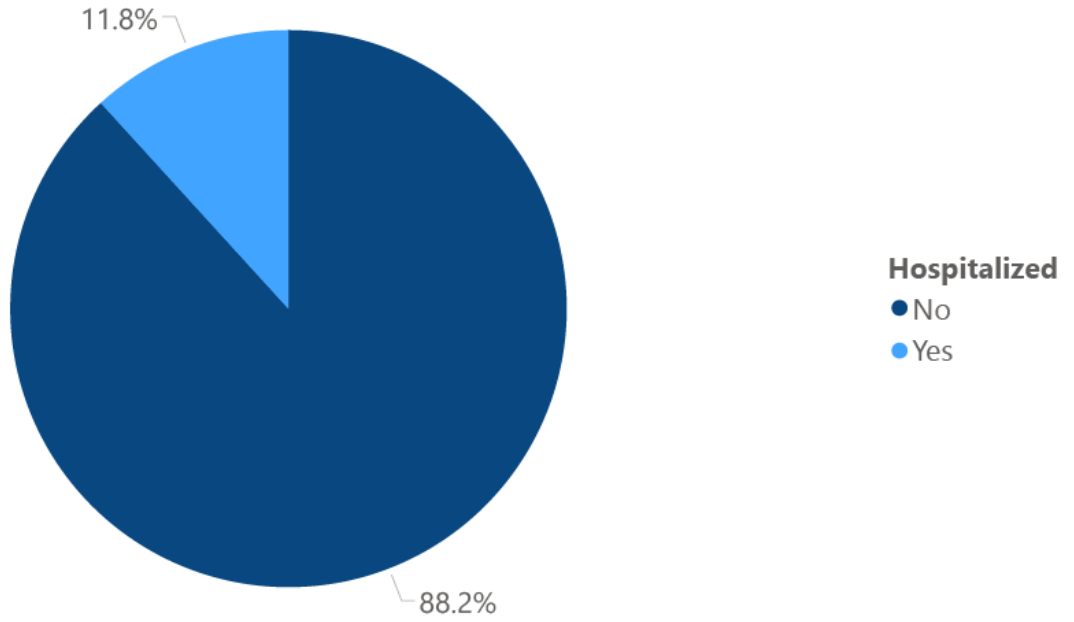
COVID-19 Deaths by Race/Ethnicity through October 18, 2020*, Mississippi



COVID-19 Hospitalized Cases by Age through October 18, 2020*, Mississippi

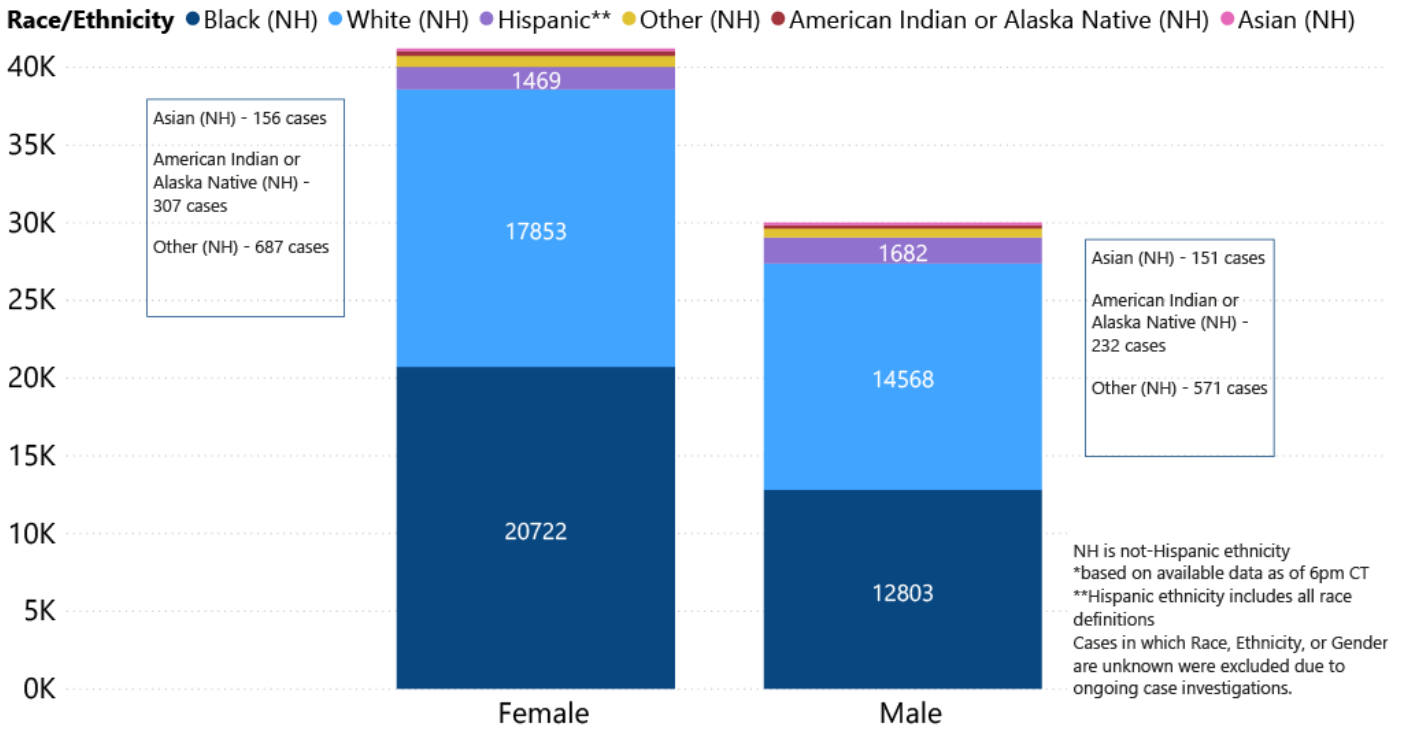


COVID-19 Cumulative Hospitalizations- Investigated Cases October 18, 2020 *



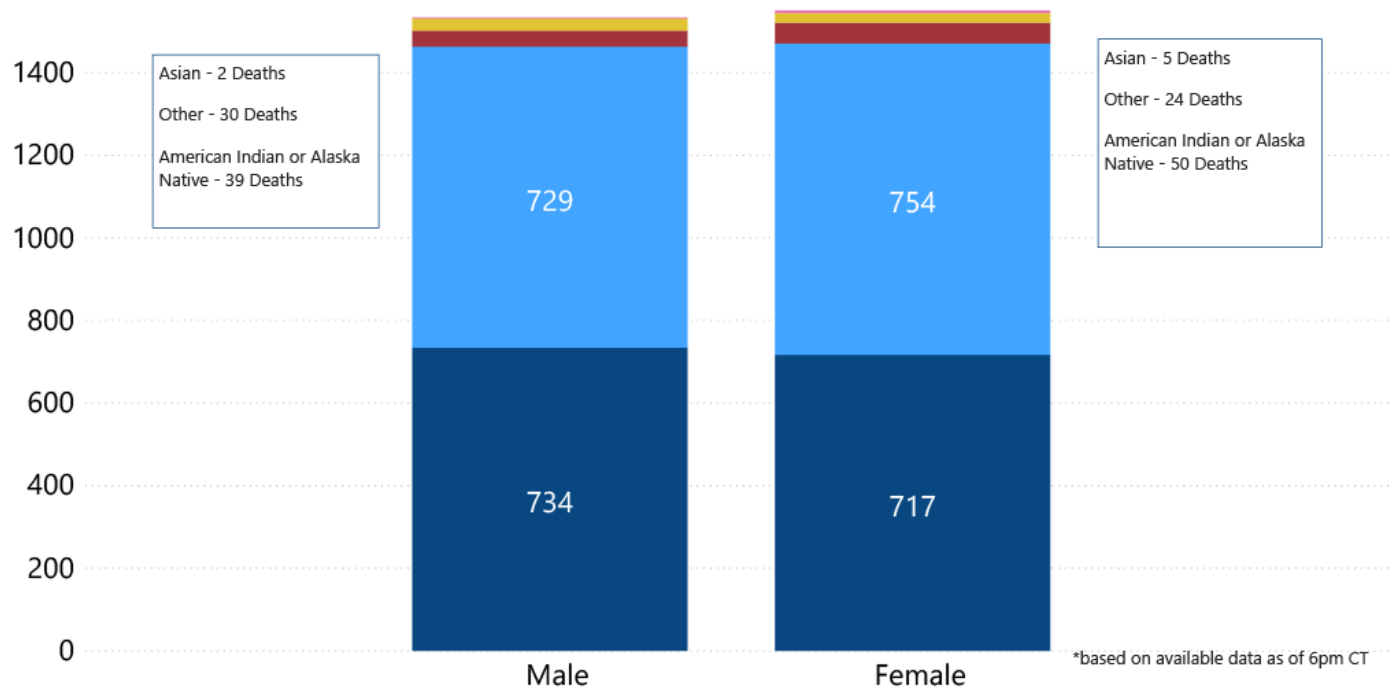
* Cases in which hospitalization is unknown were excluded due to ongoing case investigations; based on available data as of 6 pm CT

COVID-19 Cases by Race/Ethnicity and Gender through October 18, 2020*, Mississippi

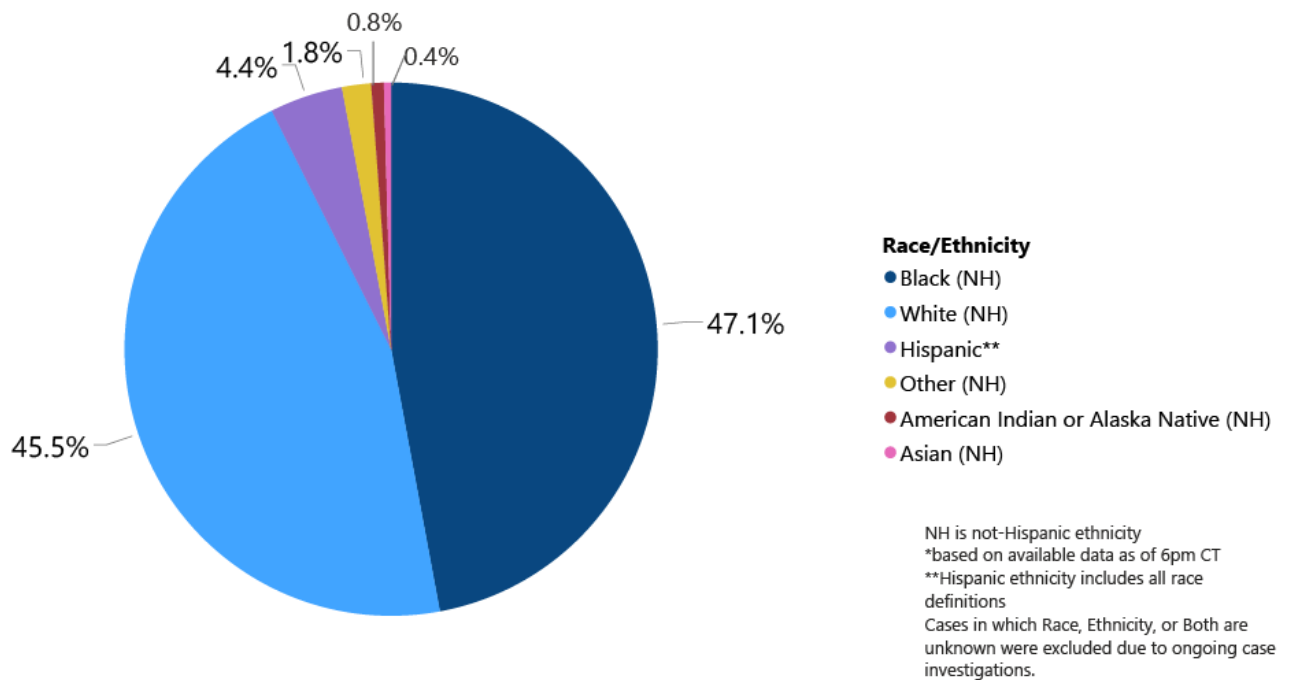


COVID-19 Deaths by Race and Gender through October 18, 2020*, Mississippi

Race ● Black ● White ● American Indian or Alaska Native ● Other ● Asian



COVID-19 Cases by Race/Ethnicity through October 18, 2020*, Mississippi



COVID-19 Cases by Gender through October 18, 2020*, Mississippi



*Based on available data as of 6pm CT

Weekly Pediatric MIS-C Cases and Deaths

[Multisystem inflammatory syndrome in children \(MIS-C\)](#) is a rare but serious condition associated with COVID-19 that causes inflammation in many body parts, including the heart and other vital organs.

MIS-C* Cases and Deaths by Age Group through October 18, 2020, Mississippi

● MIS-C Cases ● MIS-C Deaths



Weekly High Case and High Incidence Counties

Tracking counties with recent high numbers of COVID-19 cases, adjusted for population, provides insight on where local outbreaks are most serious, and where protective measures should be increased. For more accurate reporting, these weekly charts include sample collection dates only up to seven days in the past to allow for case investigation and delays in lab test reports.

Cases counts in these charts is based on the date of illness onset. If the date of illness is not known, the date the test sample was taken, or the date of test result reporting is used instead. Counts are adjusted as cases are investigated.

Counties are ranked by highest weekly case counts, and by weekly incidence (cases proportional to population). A separate table ranking all counties is also available. **All tables updated weekly.**

► [Full tables of counties ranked by weekly incidence and cases](#) PDF

COVID-19 High Incidence MS Counties Over 2 Week Period (September 28- October 11, 2020*)					
County	Cases (September 28-October 11)	Cases per 100,000 (September 28-October 11)	Cases to Date (through October 11)	Cases per 100,000 Total	Percent Change
ITAWAMBA	171	731.1	1028	4395.0	20%
NESHOBA	153	525.4	1755	6027.2	10%
CLAIBORNE	46	511.8	525	5841.1	10%
CHICKASAW	87	508.7	779	4554.8	13%
BENTON	37	448.0	278	3366.0	15%
LEAKE	99	434.5	1070	4695.9	10%
LINCOLN	144	421.6	1284	3759.6	13%
LAMAR	264	416.8	2046	3230.0	15%
LEE	353	413.2	3227	3777.1	12%
LEFLORE	109	386.8	1547	5489.1	8%
FORREST	285	380.5	2862	3821.2	11%
CLARKE	58	373.2	676	4349.8	9%

*based on available data as of 6pm CT
 Cases based on test date. Cases without test date excluded due to ongoing investigations.
 Table will be updated weekly. A one week lag is used for reporting.

COVID-19 High Case MS Counties Over 2 Week Period (September 28-October 11, 2020*)

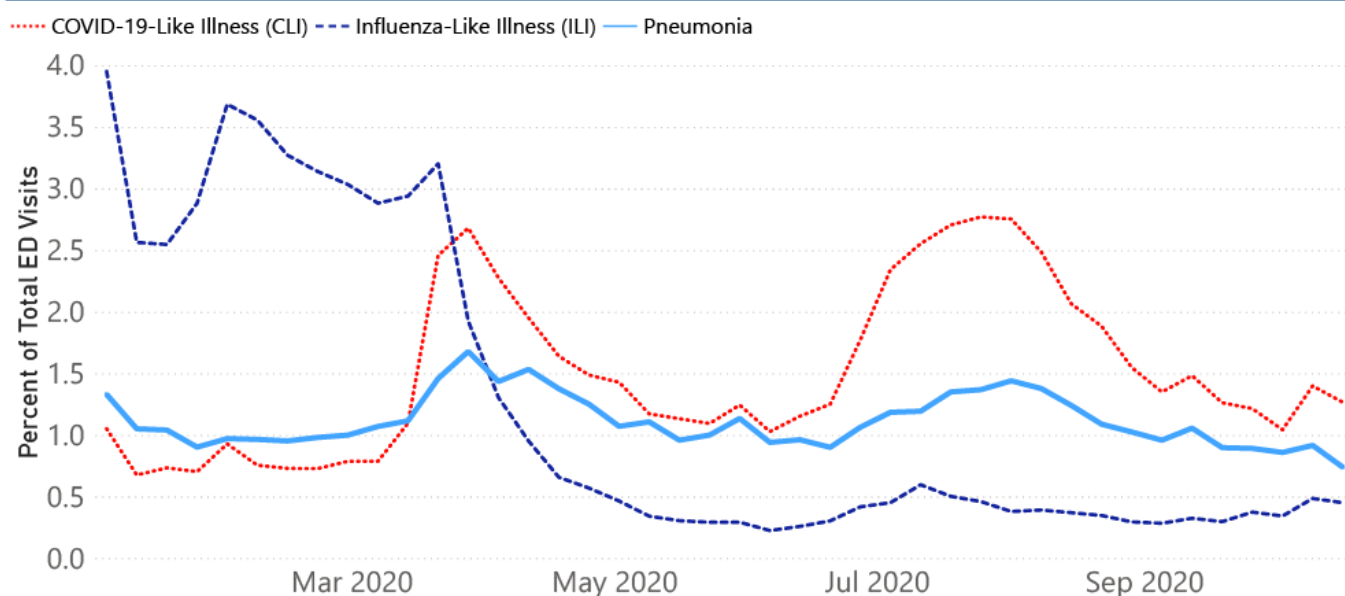
County	Cases (September 28-October 11)	Cases per 100,000 (September 28-October 11)	Cases to Date (through October 11)	Cases per 100,000 Total	Percent Change
DESOTO	471	254.7	6227	3366.9	8%
HARRISON	411	197.5	4479	2152.5	10%
JACKSON	359	250.0	4110	2861.8	10%
LEE	353	413.2	3227	3777.1	12%
HINDS	301	129.8	7539	3251.8	4%
FORREST	285	380.5	2862	3821.2	11%
LAMAR	264	416.8	2046	3230.0	15%
RANKIN	246	158.4	3644	2346.9	7%
JONES	191	280.5	2744	4029.5	7%
MADISON	179	168.4	3553	3343.3	5%
ITAWAMBA	171	731.1	1028	4395.0	20%
NESHOBA	153	525.4	1755	6027.2	10%

*based on available data as of 6pm CT
 Cases based on test date. Cases without test date excluded due to ongoing investigations.
 Table will be updated weekly. A one week lag is used for reporting.

Syndromic Surveillance

Emergency department visits by those with symptoms characteristic of COVID-19, influenza and pneumonia, updated weekly.

Percentage of Emergency Department and Clinic visits for CLI, ILI, and Pneumonia Cases Weekly Statewide Summary, January 4, 2020 - October 17, 2020



*The graph represents syndromic surveillance data from emergency department visits, reported electronically by hospitals throughout the state, that are consistent with COVID-19-Like Illness (CLI), Influenza-Like Illness (ILI), and Pneumonia. Based on available data as of 6pm CT. Graph will be updated weekly.

Estimated Recoveries

Presumed COVID-19 cases recovered, estimated weekly (does not include cases still under investigation).

COVID-19 Presumed Recovered Cases through October 18, 2020, Mississippi

97,675

Presumed Recovered*

*Reflects Provisional Estimates. Presumed Recovered if:

- 1) It has been 14 days or more since the case tested positive, if they were not hospitalized
- 2) It has been 21 days or more since the case tested positive, if they were hospitalized or hospitalization was unknown.

All deaths excluded. Presumed recovered counts will be updated weekly.

U.S. and World Cases

- ▶ [COVID-19 cases in the United States \(CDC\)](#)
- ▶ [U.S. COVID-19 Tracker \(CDC\)](#)
- ▶ [COVID-19 Global Case Map \(Johns Hopkins University\)](#)

COVID-19 Testing

Statewide Combined Testing as of October 10

This update includes tests made as early as June 30, 2020 . As laboratories improve their reporting, they are providing more older data to MSDH.

COVID-19 testing providers around the state include commercial laboratories as well as hospital labs. Combined with testing done by the MSDH Public Health Laboratory, the figures provide a complete picture of all Mississippi testing. (Updated weekly)

PCR testing detects current, active COVID-19 infection in an individual.

Antibody (serology) testing identifies individuals with past COVID-19 infection based on antibodies they develop one to three weeks after infection.

Antigen testing is another way to identify current COVID-19 infection.

	Total tests	PCR	Antibody	Antigen
MSDH Public Health Laboratory	112,969	111,729	1,240	0
Other testing providers	828,563	715,768	39,813	72,982
Total tests for COVID-19 statewide	941,532	827,497	41,053	72,982

MSDH Individuals Tested as of October 24

MSDH Public Health Laboratory (MPHL) testing totals as of 3 p.m. These totals are for tests performed at the MPHL only.

- Total individuals tested by the MPHL: **83,667**
- Total positive individuals from MPHL tests: **9,107**

Getting Tested for COVID-19

The MSDH Public Health Laboratory, its partners, and private providers are testing statewide for COVID-19.

Anyone with symptoms of fever, severe cough or severe chest pains – especially those who are older or in poor health – should make arrangements for testing with their doctor or one of the many healthcare providers now performing testing. Healthcare providers can assess your health history and symptoms, and perform testing for COVID-19 as needed. MSDH is also helping conduct free drive-up testing sites in many parts of the state. **Always call ahead to the testing provider for instructions on safely being examined before you visit for your test.**

- ▶ [Find a COVID-19 testing provider near you](#)

Prevention and Guidance for Individuals and the Community

- ▶ [Preventive steps to take, recommendations, guidance and general information on COVID-19](#)

Our free newsletter includes monthly disease updates:



Last reviewed on Mar 5,

2020

[error on this](#)

[email page](#)

[print](#)

Related resources

- ▶ [IT IS REAL: COVID-19 as Told by Survivors](#)
- ▶ [Local COVID-19 Testing Providers](#)
- ▶ [COVID-19 Guidance and Prevention for Individuals and the Community](#)
Updated October 21, 2020

More topics

- ▶ [\[Espanol, Tieng Viet, ASL \]](#)
- ▶ [County Data](#)
- ▶ [Diagnostic Testing EUA](#)
- ▶ [Handouts and Posters](#)
- ▶ [Healthcare Professionals](#)
- ▶ [Interactive Map and Charts](#)
- ▶ [Long-Term Care Outbreaks](#)
- ▶ [Prevention and Safety Guidance](#)

- ▶ School Cases and Outbreaks
- ▶ Testing for COVID-19

OCTOBER IS NATIONAL DENTAL HYGIENE MONTH

HEALTHY MOUTH HEALTHY BODY

Good oral health helps reduce the risk of a wide range of diseases (even heart disease). Brush regularly to keep your body's defenses strong.

[Learn more >](#)




MISSISSIPPI STATE DEPARTMENT OF HEALTH
Office of Oral Health

AGENCY

- About Us
- Administration
- Board of Health
- County Offices
- Institutional Review
- Jobs
- Locations
- Public Health Laboratory
- RFPs/Grants
- [More »](#)

- Intranet
- OHIT+ER Service Center
- Webmail

INFORMATION

- Apps
- Calendar of Events
- Contact Us
- Meetings
- Health Resources
- Hotlines
- Locations
- News
- Newsletter
- Phone Numbers
- Español

I NEED A ...

- Birth Certificate

Certificate of Need
Children's Health Insurance
Complaint Form
Criminal History Check
Death Certificate
Divorce Record
Food Permit
Immunization Record
J-1 Visa
License Verification
Marriage Record
Professional License
Public Records Request
Wastewater Application

PUBLICATIONS

Annual Report
CON Weekly Reports
Health Facilities Directory
Mississippi Morbidity Reports
Public Health Report
State Health Plan
Strategic Plan

More »

Mississippi State Department of Health • 570 East Woodrow Wilson Dr • Jackson, MS 39216 • 866-HLTHY4U • [Contact and information](#)

