



## Coronavirus Disease 2019 (COVID-19)

*Updated October 30, 2020*

The national Centers for Disease Control and Prevention (CDC) and the Mississippi State Department of Health continue to closely monitor the outbreak of respiratory illnesses caused by the novel (new) coronavirus COVID-19, and are working to limit the spread of cases nationally and in Mississippi.

Mississippi Coronavirus Hotline (7 days a week, 7 a.m.–7 p.m.): **877-978-6453**

## General Information

- ▶ [COVID-19 and You: Video Q & A with State Health Officer Dr. Thomas Dobbs](#)
- ▶ [COVID-19 overview, questions and answers](#)
- ▶ [Guidance, prevention and testing](#)
- ▶ [Handouts: Basic disease prevention, handwashing and more](#)
- ▶ [ASL, Spanish and Vietnamese materials](#)

**Home isolation is mandatory if you have tested positive for COVID-19** by [order of the State Health Officer](#). (If you are awaiting results of routine testing *not* related to exposure, you may [return to work](#) and follow the safety guidance of your employer.) If you have been in contact with someone who has COVID-19, quarantine is also important to protect others. [Find out more »](#)

## Professionals

Guidance and more →

- ▶ [MSDH guidance](#)
- ▶ [Electronic reporting](#)
- ▶ [Specimens](#)
- ▶ [Lab dropoff](#)
- ▶ [CDC guidance](#)
- ▶ [MS-HAN Alerts](#)

---

[ALL HEALTHCARE](#)

## Current Cases and Statistics

County and state data →

- ▶ [Today's update](#)
- ▶ [County data reports](#)
- ▶ [State data charts](#)
- ▶ [Schools and LTC facilities](#)
- ▶ [Lab testing](#)
- ▶ [Recoveries](#)

---

[ALL STATISTICS](#)

## Guidance, Testing and Prevention

Personal and community →

- ▶ [Getting tested](#)
- ▶ [Personal protection](#)
- ▶ [Gatherings and events](#)
- ▶ [Business and community](#)
- ▶ [School guidelines](#)
- ▶ [State agencies](#)

---

[ALL GUIDANCE](#)

---

## COVID-19 in Mississippi

New Cases and Deaths as of October 29

---

## NEW CASES

749

## NEW DEATHS

18

New COVID-19 related deaths reported to MSDH as of 6 p.m. yesterday. Five deaths occurred between October 14 and October 28 in the counties below.

County	Total
Harrison	1
Itawamba	1
Jackson	1
Simpson	1
Tippah	1

13 COVID-19 related deaths occurred between July 31 and October 25, identified from death certificate reports.

County	Total
Chickasaw	1
Copiah	1
Forrest	1
Grenada	1
Hancock	1
Harrison	1
Jackson	1
Jefferson Davis	1
Marshall	1
Monroe	1
Oktibbeha	1
Sunflower	1
Yazoo	1

## LTC OUTBREAKS

131

Current outbreaks in long-term care facilities only. (See [LTC facility outbreak definition.](#))

**About our case counts:** We currently update our case totals each day based on test results from the previous day. Outside laboratories also report positive test results to us, which are included in our totals. Repeated tests for the same individual are counted only once. County case numbers and deaths may change as investigation finds new or additional information.

## County COVID-19 Data

### Race and Ethnicity

▶ [Total COVID-19 cases and deaths by county, race and ethnicity](#) PDF

Current and past data tables, updated daily

### Data Snapshots for Individual Counties

▶ [Weekly COVID-19 snapshots for each Mississippi county](#)

### High Cases and Incidence

▶ [Mississippi counties ranked by weekly cases and incidence](#)

### Cumulative Cases and Deaths by County

Totals of all reported COVID-19 cases for 2020, including those in long-term care (LTC) facilities.

**The numbers in this table are provisional.** County case numbers and deaths may change as investigation finds new or additional information. The data provided below is the most current available.

County	Total Cases	Total Deaths	Total LTC Facility Cases	Total LTC Facility Deaths
<a href="#">Adams</a>	1106	45	64	14
<a href="#">Alcorn</a>	1061	12	25	2
<a href="#">Amite</a>	435	13	15	2
<a href="#">Attala</a>	811	27	91	20
<a href="#">Benton</a>	370	11	45	6
<a href="#">Bolivar</a>	2062	79	219	30
<a href="#">Calhoun</a>	638	13	25	4
<a href="#">Carroll</a>	515	12	45	9
<a href="#">Chickasaw</a>	875	29	47	14
<a href="#">Choctaw</a>	210	6	1	0
<a href="#">Claiborne</a>	542	16	43	9
<a href="#">Clarke</a>	785	53	93	27
<a href="#">Clay</a>	718	22	19	3
<a href="#">Coahoma</a>	1270	37	96	7
<a href="#">Copiah</a>	1404	37	72	8
<b>Total</b>	<b>119,336</b>	<b>3,328</b>	<b>6,816</b>	<b>1,319</b>

County	Total Cases	Total Deaths	Total LTC Facility Cases	Total LTC Facility Deaths
--------	-------------	--------------	--------------------------	---------------------------

Covington	1001	29	59	12
De Soto	7422	80	82	16
Forrest	3141	79	176	41
Franklin	253	3	4	1
George	1033	20	36	6
Greene	482	18	40	6
Grenada	1239	40	113	21
Hancock	883	29	49	6
Harrison	5566	87	280	33
Hinds	8135	180	472	79
Holmes	1154	60	102	20
Humphreys	468	17	22	6
Issaquena	107	4	0	0
Itawamba	1198	28	87	17
Jackson	4917	90	103	8
Jasper	702	17	1	0
Jefferson	284	10	13	3
Jefferson Davis	426	13	8	1
Jones	2999	84	186	38
Kemper	335	15	41	9
Lafayette	2591	43	124	29
Lamar	2359	40	40	11
Lauderdale	2639	135	262	74
Lawrence	562	14	26	2
Leake	1178	42	42	7
Lee	3708	82	181	37
Leflore	1741	88	193	47
Lincoln	1467	59	162	35
Lowndes	1832	62	102	33
Madison	3894	94	238	45
Marion	972	44	92	14
Marshall	1518	31	56	12
<b>Total</b>	<b>119,336</b>	<b>3,328</b>	<b>6,816</b>	<b>1,319</b>

County	Total Cases	Total Deaths	Total LTC Facility Cases	Total LTC Facility Deaths
Monroe	1554	74	170	52
Montgomery	569	23	52	9
Neshoba	1894	111	130	39
Newton	884	28	40	10
Noxubee	604	17	20	4
Oktibbeha	2066	56	193	31
Panola	1734	41	60	8
Pearl River	1188	60	94	23
Perry	534	23	20	7
Pike	1412	56	98	27
Pontotoc	1528	20	18	2
Prentiss	1104	20	48	3
Quitman	424	6	0	0
Rankin	4171	86	181	23
Scott	1290	29	21	3
Sharkey	292	15	43	8
Simpson	1249	50	117	19
Smith	608	16	55	8
Stone	506	14	55	9
Sunflower	1665	50	83	14
Tallahatchie	864	26	29	7
Tate	1248	39	55	13
Tippah	962	25	61	2
Tishomingo	833	41	96	26
Tunica	539	17	15	2
Union	1264	25	46	11
Walthall	649	27	67	13
Warren	1571	56	125	26
Washington	2667	100	178	38
Wayne	1035	22	59	10
Webster	383	13	52	11
Wilkinson	343	21	20	5
<b>Total</b>	<b>119,336</b>	<b>3,328</b>	<b>6,816</b>	<b>1,319</b>

County	Total Cases	Total Deaths	Total LTC Facility Cases	Total LTC Facility Deaths
Winston	870	21	43	11
Yalobusha	570	16	72	8
Yazoo	1254	35	108	13
<b>Total</b>	<b>119,336</b>	<b>3,328</b>	<b>6,816</b>	<b>1,319</b>

## Case Classifications

Mississippi investigates and reports both probable and confirmed cases and deaths according to the [CSTE case definition](#).

	Confirmed	Probable	Total
Cases	104,312	15,024	<b>119,336</b>
Deaths	2,998	330	<b>3,328</b>

Confirmed cases and deaths are generally determined by positive PCR tests, which detect the presence of ongoing coronavirus infection.

Probable cases are those who test positive by other testing methods such as antibody or antigen, and have recent symptoms consistent with COVID-19, indicating a recent infection.

Probable deaths are those individuals with a designation of COVID-19 as a cause of death on the death certificate, but where no confirmatory testing was performed.

## Deaths from COVID-19 and Other Causes

This table of death counts compares COVID-19 deaths in Mississippi by week with deaths from other major causes, including contributing and underlying causes.

- ▶ [Mississippi Provisional Death Counts by Week](#)  
Updated weekly

## K-12 School Report

Mississippi K-12 schools make weekly reports of cases among students, teachers and staff, number of outbreaks, and teachers and students under quarantine as a result of COVID-19 exposure. An outbreak in a school setting is defined as 3 or more individuals diagnosed with COVID-19 in the same group within a 14-day period.

*Note:* These cases have been directly reported to MSDH by each school, and may not yet have appeared in our state and county totals of cases reported by laboratories.

- ▶ [K-12 reports of COVID-19 school cases, outbreaks and exposure](#)  
Updated weekly

## Long-Term Care Facility Cases and Outbreaks

Long-term care (LTC) facilities like nursing homes are considered high risk locations because their residents are older or in poor health. A single confirmed COVID-19 infection in an LTC facility resident, or more than one infection in employees or staff in a 14-day period constitutes an outbreak. Residential care facilities also represent group living facilities where COVID-19 can be easily spread. We investigate residents, staff and close contacts of infected individuals for possible exposure.

**These outbreak figures are reported directly to MSDH by the facility.** Many of the cases and deaths reported by facilities may

not yet be included in our totals of lab-reported cases.

▶ [Mississippi COVID-19 cases and deaths in long-term care facilities](#)<sup>PDF</sup>

Long-term care facilities include nursing homes, personal care homes, assisted living homes, and intermediate care facilities for individuals with intellectual disability (ICF-IID)

▶ [Mississippi COVID-19 cases and deaths in residential care facilities](#)<sup>PDF</sup>

Residential care facilities include psychiatric or chemical dependency residential treatment centers and long-term acute care facilities.

## Ongoing Outbreaks in Nursing Homes

Because nursing homes report COVID-19 data directly to the Centers for Medicare and Medicaid (CMS), we have replaced our usual long-term care facility report with the most recent CMS nursing home data, avoiding duplicate reporting requirements for these facilities.

Data such as illness in residents and staff, deaths in residents, as well as a number of other data elements are now publicly available on the CMS website. MSDH is providing the following links to view this data, which is reported directly by the Nursing Homes and is updated daily.

**Note:** Cases and deaths listed on the CMS website may not have appeared yet in our county totals, which are based on reports from testing laboratories.

- ▶ [Search for nursing home COVID-19 data](#)
- ▶ [About the CMS COVID-19 dataset](#)
- ▶ [CMS state and national COVID-19 nursing home data](#)

---

## Mississippi COVID-19 Data Charts and Map

All data reports below are updated as they become available.

## Hospitalizations and Bed Availability

- ▶ [Interactive chart of hospitalizations by date](#)
- ▶ [Interactive chart of local and state hospital bed availability](#)

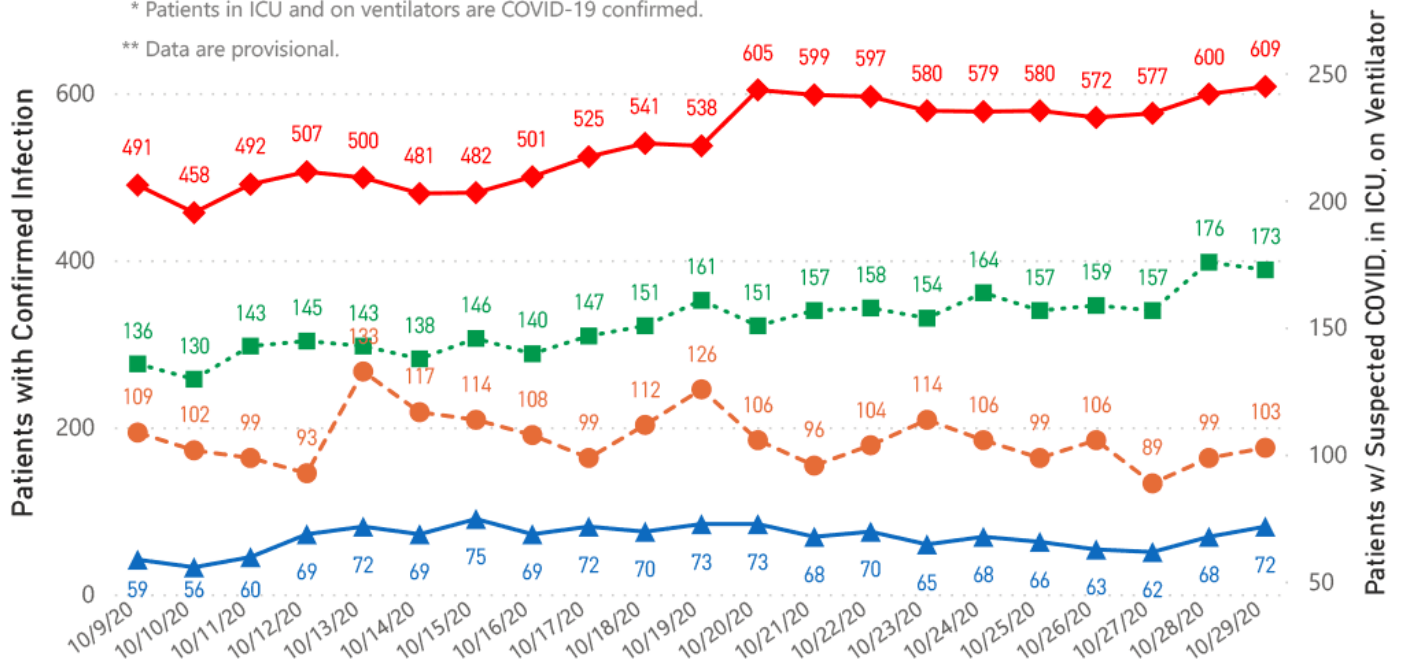


# COVID-19 Hospitalizations Reported by MS Hospitals, 10/9/20-10/29/20 \*\*, \*\*

◆ Patients with Confirmed Infection ● Patients with Suspected Infection ■ Patients in an ICU ▲ Patients on Ventilators

\* Patients in ICU and on ventilators are COVID-19 confirmed.

\*\* Data are provisional.



## Daily Statewide Data Charts

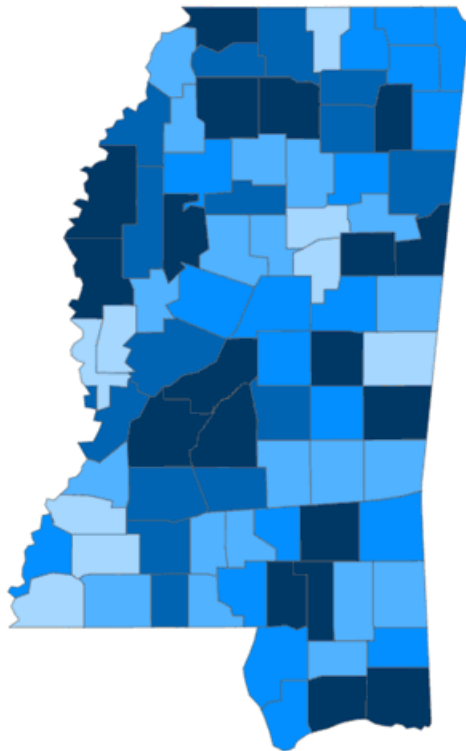
Our state case map and other data charts are also available in interactive form.

- ▶ [View interactive map](#)
- ▶ [View interactive epidemiological trend and syndromic surveillance](#)

The charts below are based on available data at the time of publication. Charts do **not** include cases where insufficient details of the case are known.

## Mississippi COVID-19 Cases and Deaths by Race with Ethnicity as of 6 pm CT, October 29, 2020

Total Cases  
**119,336**



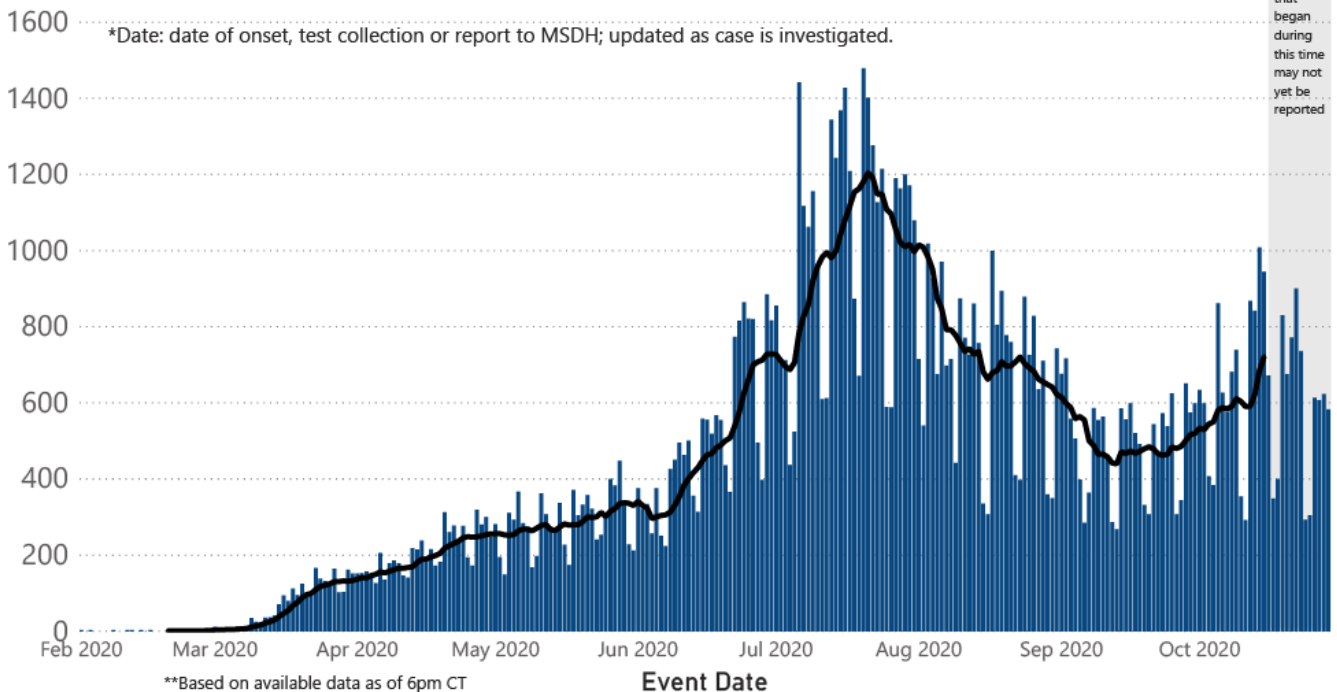
	American Indian or Alaska Native	Asian	Black	White	Other	Unknown
Non Hispanic	555	349	35,983	36,697	1,372	568
Hispanic	19	13	170	1,019	1,930	187
Unknown Ethnicity	802	97	8,418	9,722	5,014	16,421

Total Deaths  
**3,328**

	American Indian or Alaska Native	Asian	Black	White	Other	Unknown
Non Hispanic	65	3	1,336	1,337	18	4
Hispanic	1	0	7	19	14	1
Unknown Ethnicity	21	5	168	222	28	79

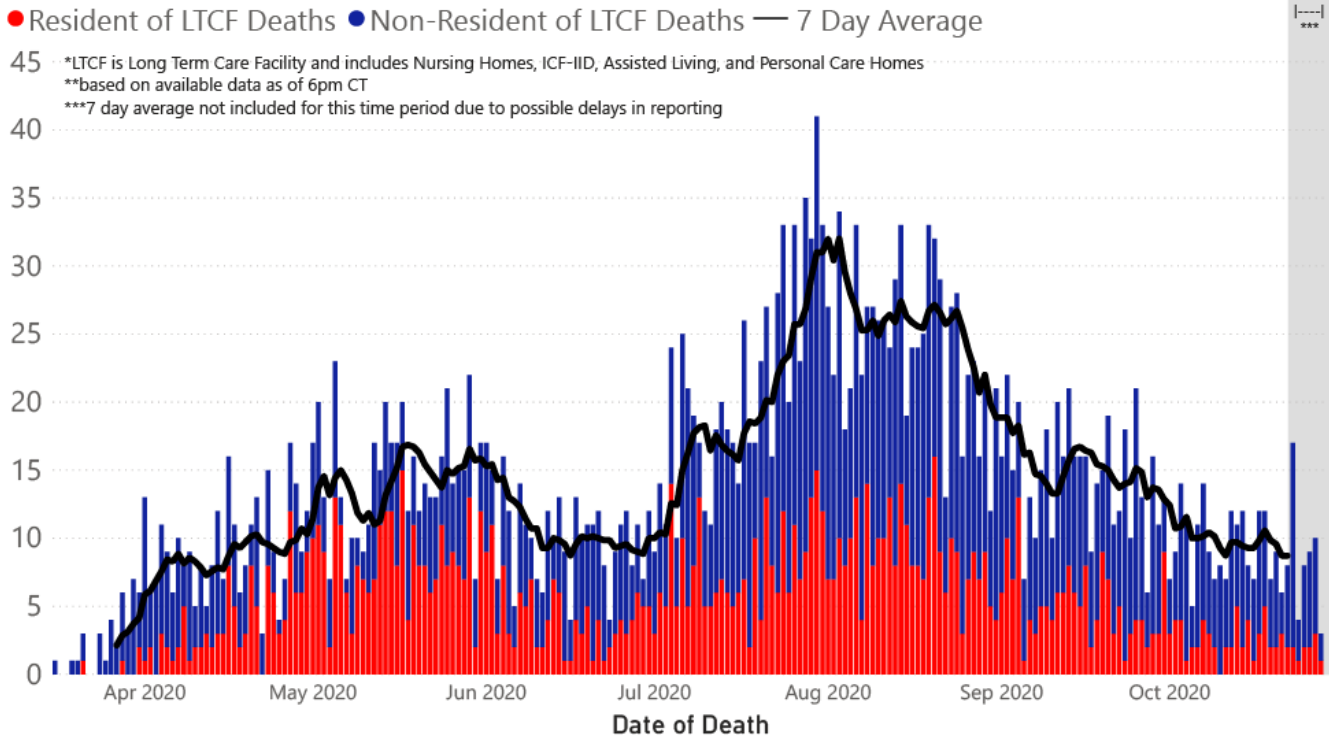
### COVID-19 Cases by Date\* through October 29, 2020\*\*, Mississippi

● Cases — 7 Day Average

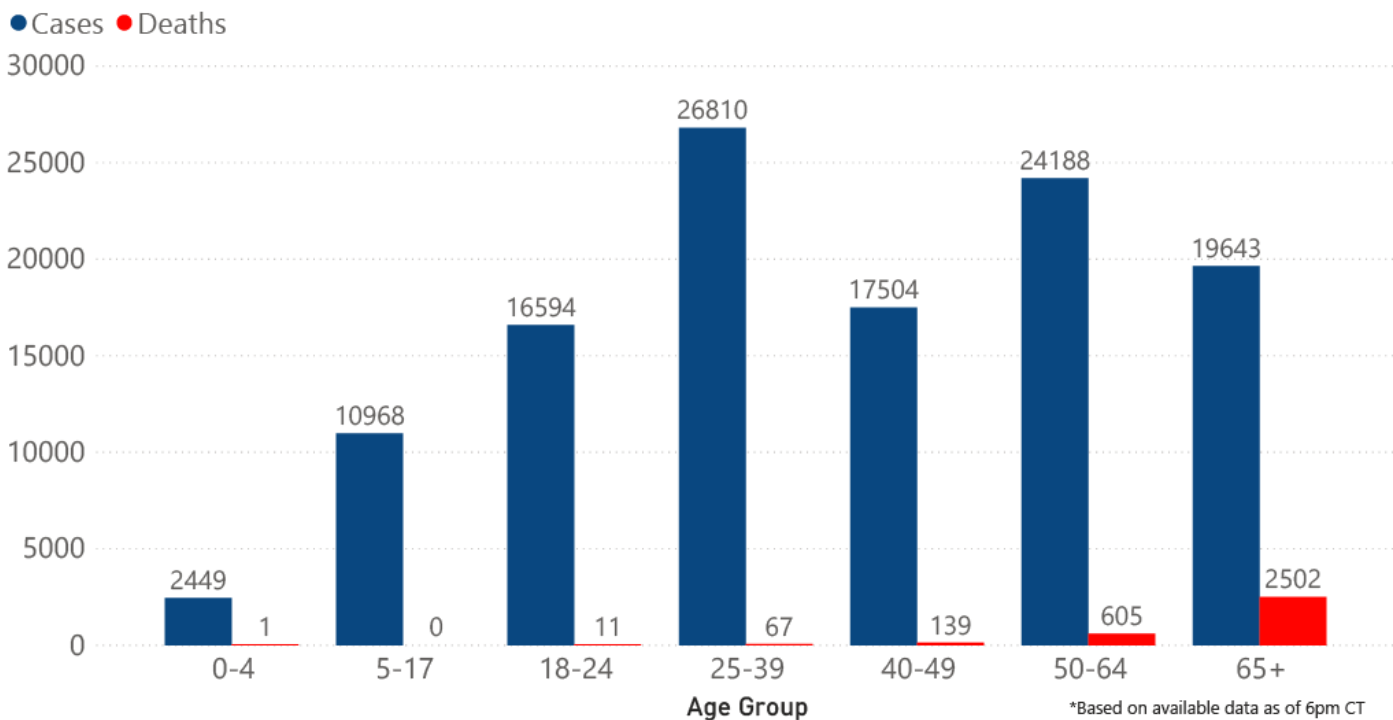


**Note:** Values up to two weeks in the past on the chart of Cases by Date above can change as we update it with new information from disease investigation.

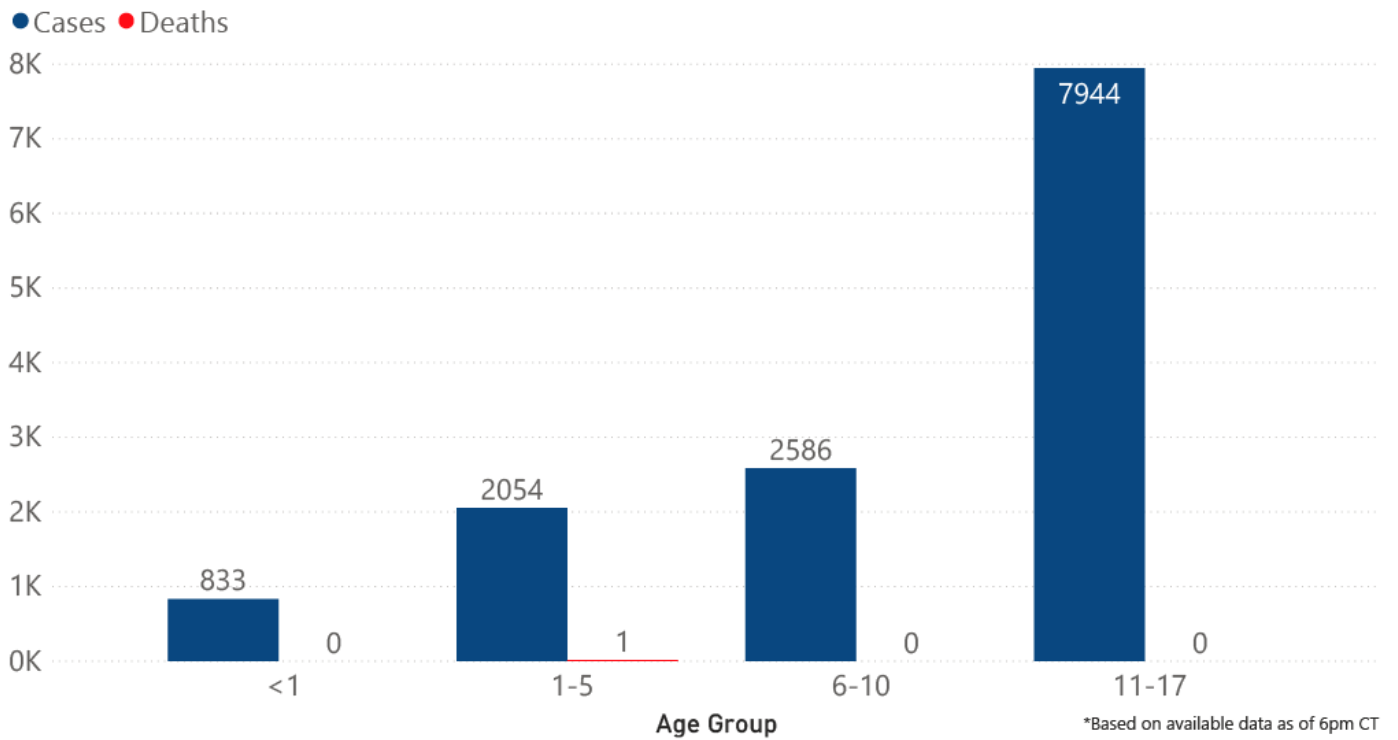
### COVID-19 LTCF\* and Non-LTCF Deaths by Date of Death through October 29, 2020\*\*, Mississippi



### COVID-19 Cases and Deaths by Age Group through October 29, 2020\*, Mississippi



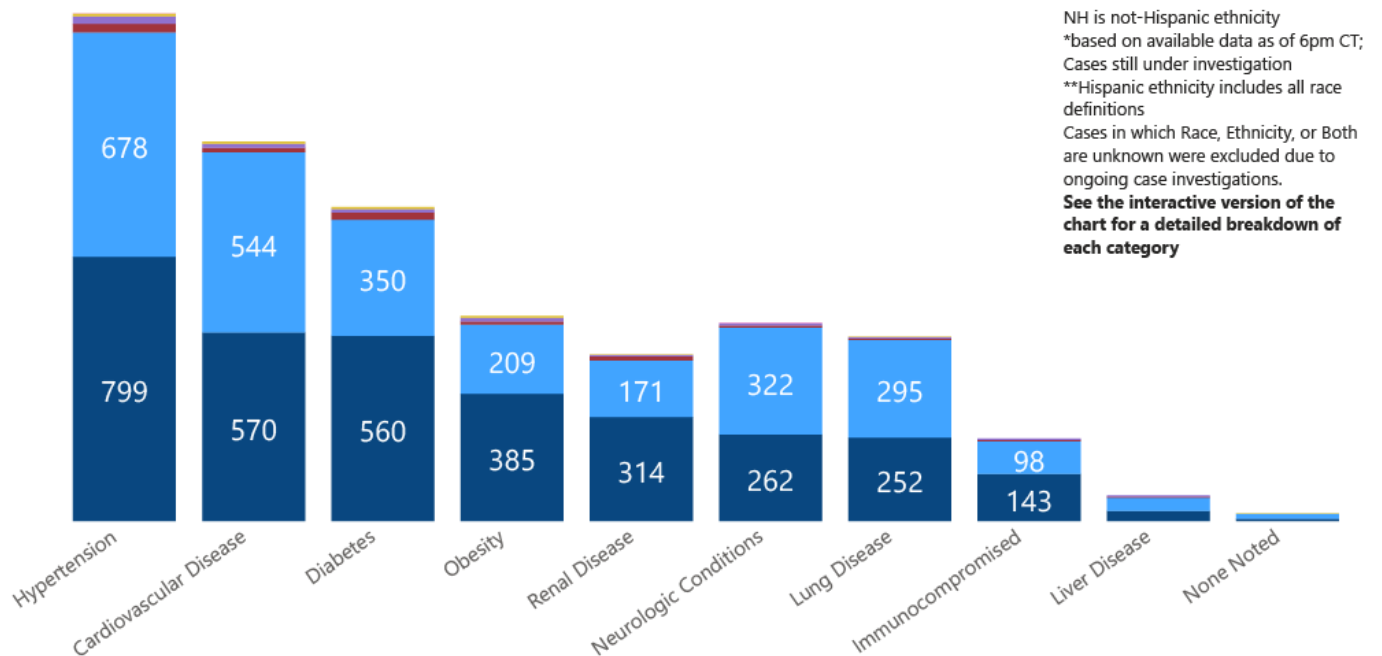
## COVID-19 Pediatric Cases and Deaths by Age Group through October 29, 2020\*, Mississippi



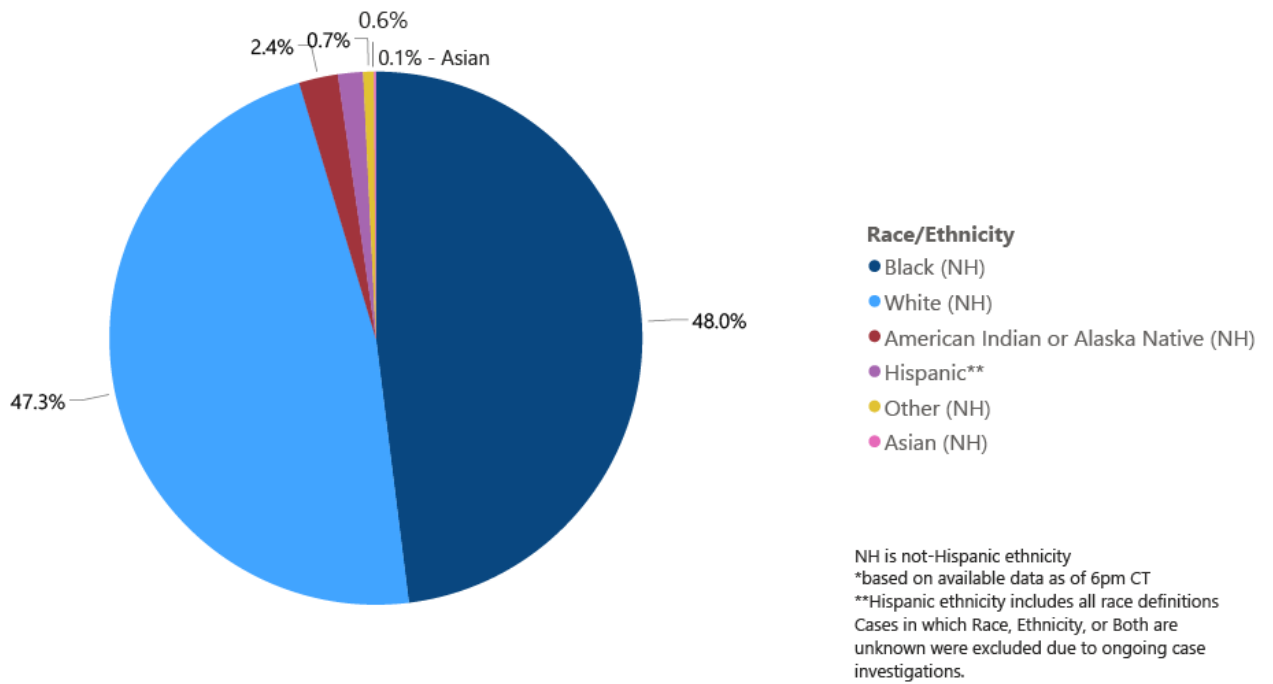
## Weekly Statewide Data Summaries

### COVID-19 Underlying Conditions in Deaths by Race/Ethnicity through October 25, 2020\*, Mississippi

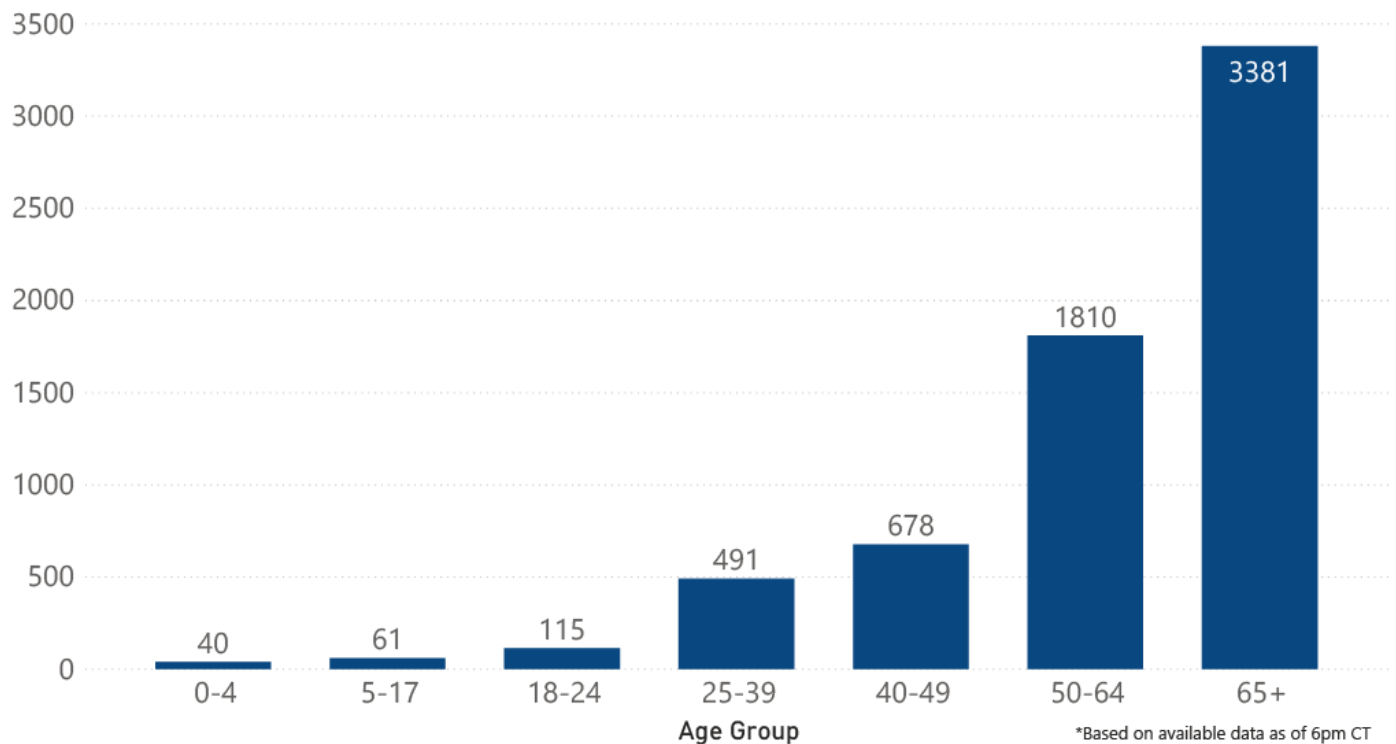
Race/Ethnicity ● Black (NH) ● White (NH) ● American Indian or Alaska Native (NH) ● Hispanic\*\* ● Other (NH) ● Asian (NH)



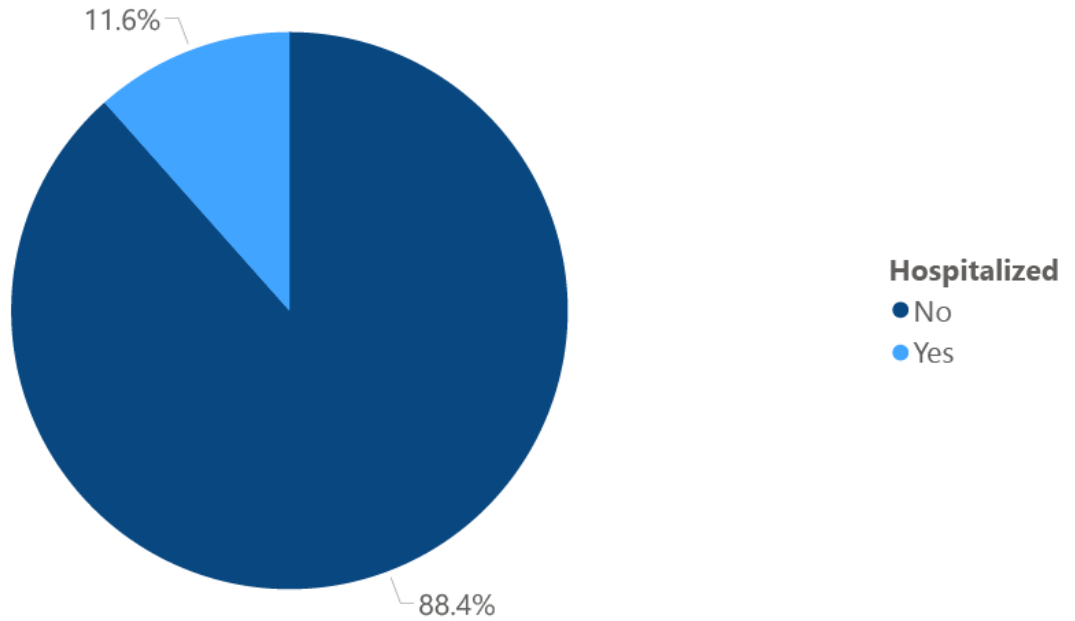
## COVID-19 Deaths by Race/Ethnicity through October 25, 2020\*, Mississippi



## COVID-19 Hospitalized Cases by Age through October 25, 2020\*, Mississippi



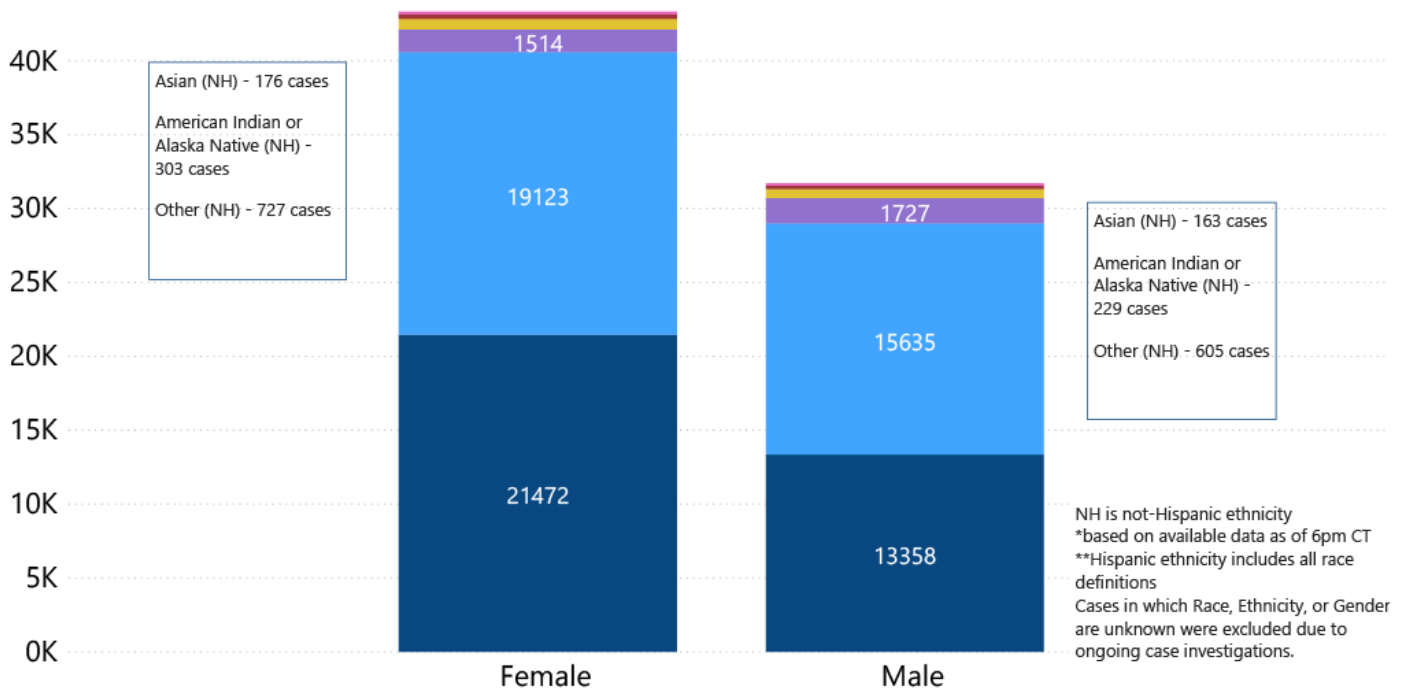
# COVID-19 Cumulative Hospitalizations-Invstigated Cases October 25, 2020 \*



\* Cases in which hospitalization is unknown were excluded due to ongoing case investigations; based on available data as of 6 pm CT

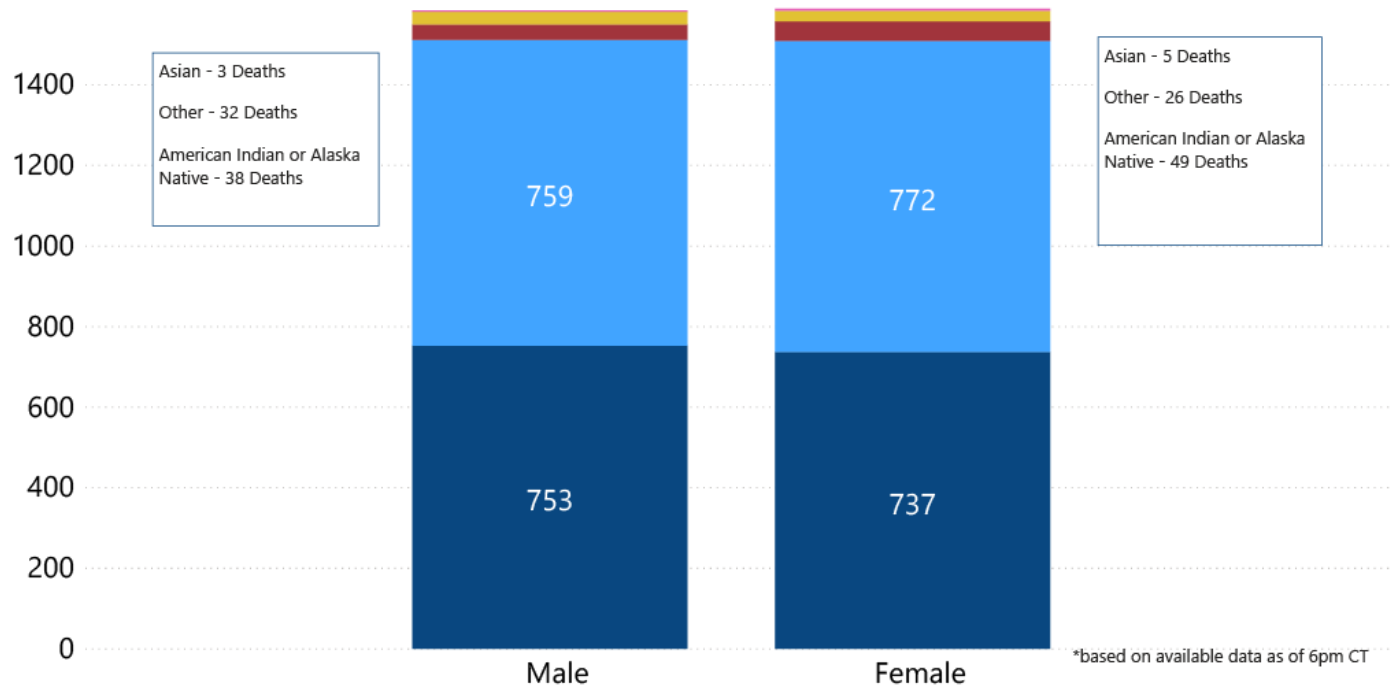
## COVID-19 Cases by Race/Ethnicity and Gender through October 25, 2020\*, Mississippi

**Race/Ethnicity** ● Black (NH) ● White (NH) ● Hispanic\*\* ● Other (NH) ● American Indian or Alaska Native (NH) ● Asian (NH)

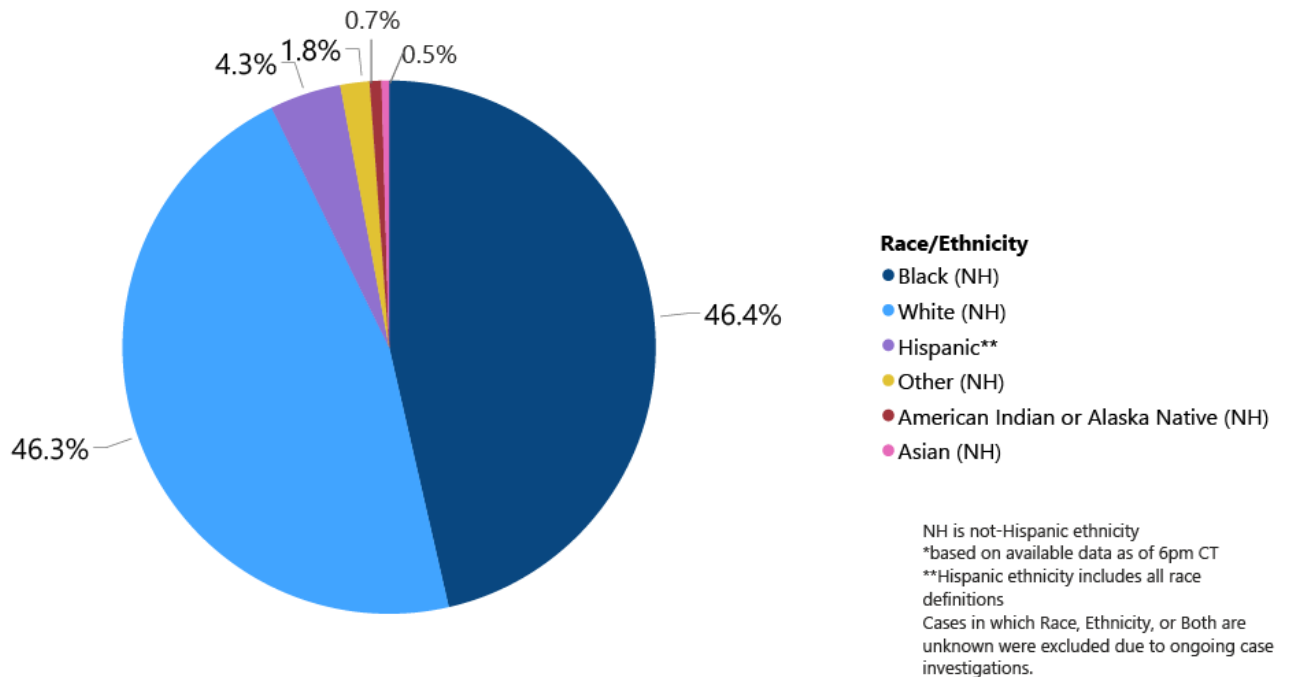


## COVID-19 Deaths by Race and Gender through October 25, 2020\*, Mississippi

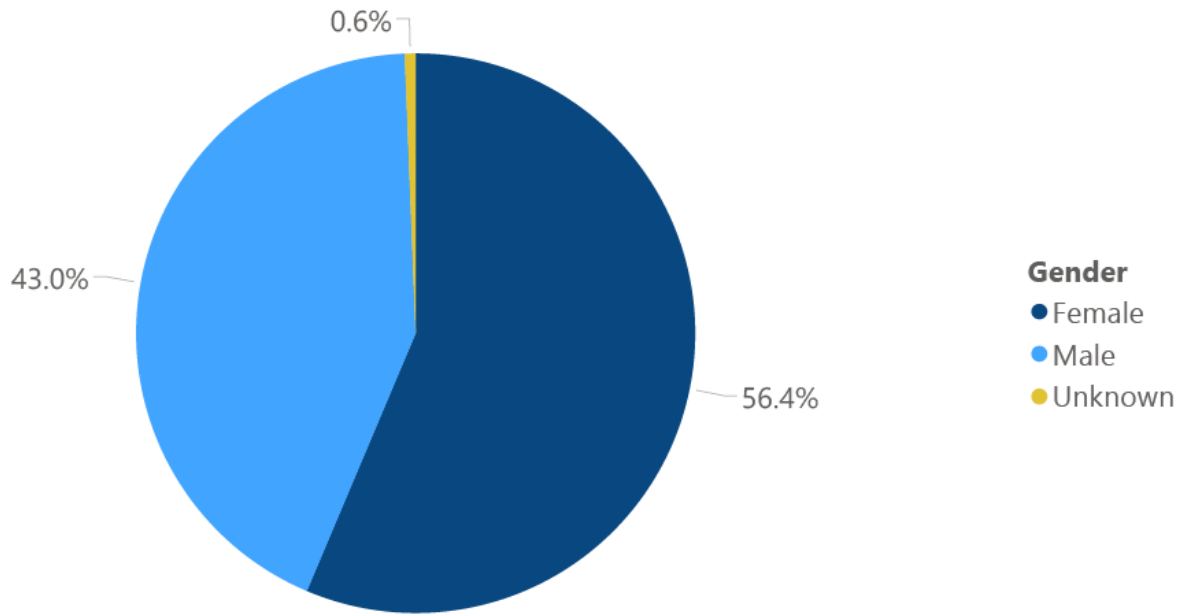
**Race** ● Black ● White ● American Indian or Alaska Native ● Other ● Asian



## COVID-19 Cases by Race/Ethnicity through October 25, 2020\*, Mississippi



## COVID-19 Cases by Gender through October 25, 2020\*, Mississippi



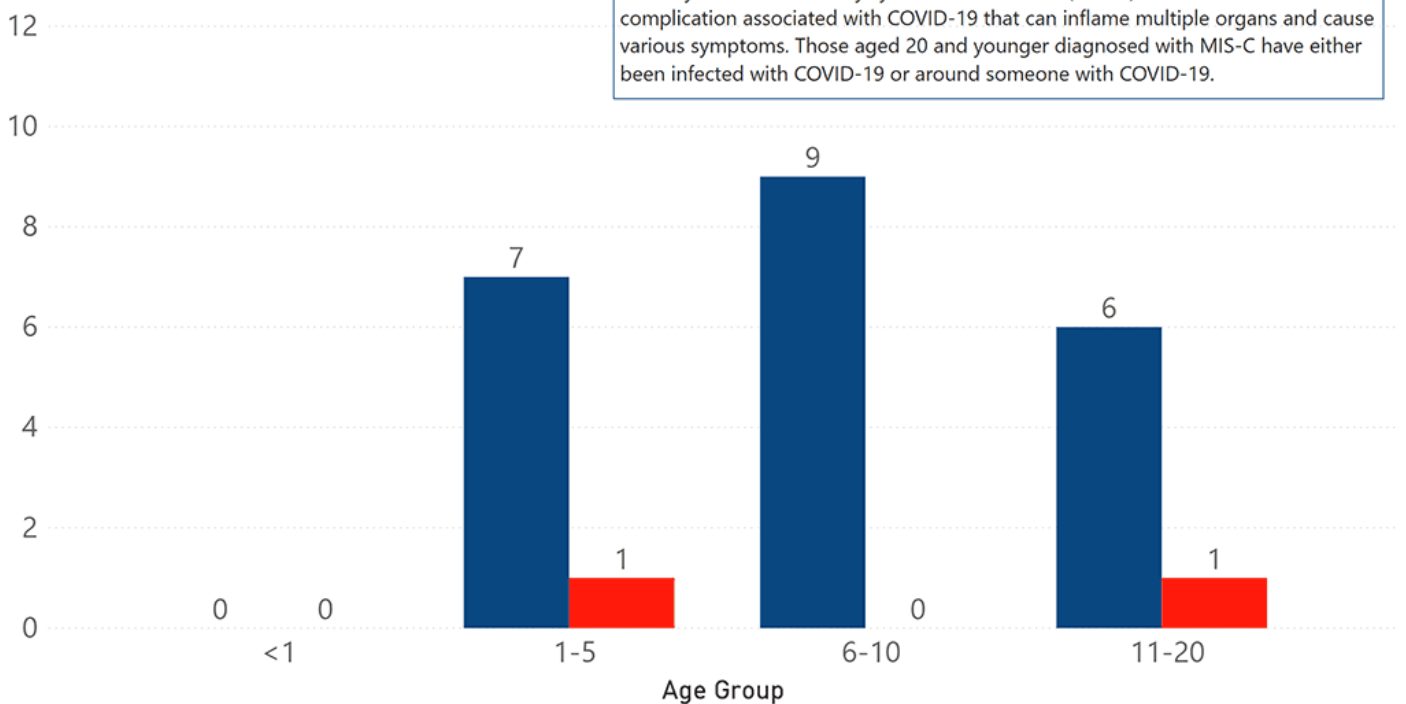
\*Based on available data as of 6pm CT

## Weekly Pediatric MIS-C Cases and Deaths

[Multisystem inflammatory syndrome in children \(MIS-C\)](#) is a rare but serious condition associated with COVID-19 that causes inflammation in many body parts, including the heart and other vital organs.

## MIS-C\* Cases and Deaths by Age Group through October 25, 2020, Mississippi

● MIS-C Cases ● MIS-C Deaths



\*Multisystem inflammatory syndrome in children (MIS-C): A rare but serious complication associated with COVID-19 that can inflame multiple organs and cause various symptoms. Those aged 20 and younger diagnosed with MIS-C have either been infected with COVID-19 or around someone with COVID-19.

## Weekly High Case and High Incidence Counties



Tracking counties with recent high numbers of COVID-19 cases, adjusted for population, provides insight on where local outbreaks are most serious, and where protective measures should be increased. For more accurate reporting, these weekly charts include sample collection dates only up to seven days in the past to allow for case investigation and delays in lab test reports.

Cases counts in these charts is based on the date of illness onset. If the date of illness is not known, the date the test sample was taken, or the date of test result reporting is used instead. Counts are adjusted as cases are investigated.

Counties are ranked by highest weekly case counts, and by weekly incidence (cases proportional to population). A separate table ranking all counties is also available. **All tables updated weekly.**

► [Full tables of counties ranked by weekly incidence and cases](#) PDF

COVID-19 High Incidence MS Counties Over 2 Week Period (October 5 - October 18, 2020*)					
County	Cases (October 5-October 18)	Cases per 100,000 (October 5-October 18)	Cases to Date (through October 18)	Cases per 100,000 Total	Percent Change
CARROLL	122	1226.5	465	4674.8	36%
BENTON	56	678.0	315	3814.0	22%
ITAWAMBA	153	654.1	1099	4698.6	16%
MARSHALL	222	629.0	1372	3887.3	19%
CHICKASAW	95	555.5	826	4829.6	13%
LEAKE	119	522.3	1130	4959.2	12%
CLARKE	76	489.0	723	4652.2	12%
TIPPAH	107	486.0	858	3897.3	14%
NESHOBA	139	477.4	1815	6233.3	8%
LEFLORE	133	471.9	1618	5741.0	9%
PRENTISS	115	457.7	1028	4091.4	13%
LINCOLN	150	439.2	1366	3999.6	12%

\*based on available data as of 6pm CT  
 Cases based on test date. Cases without test date excluded due to ongoing investigations.  
 Table will be updated weekly. A one week lag is used for reporting.

## COVID-19 High Case MS Counties Over 2 Week Period (October 5-October 18, 2020\*)

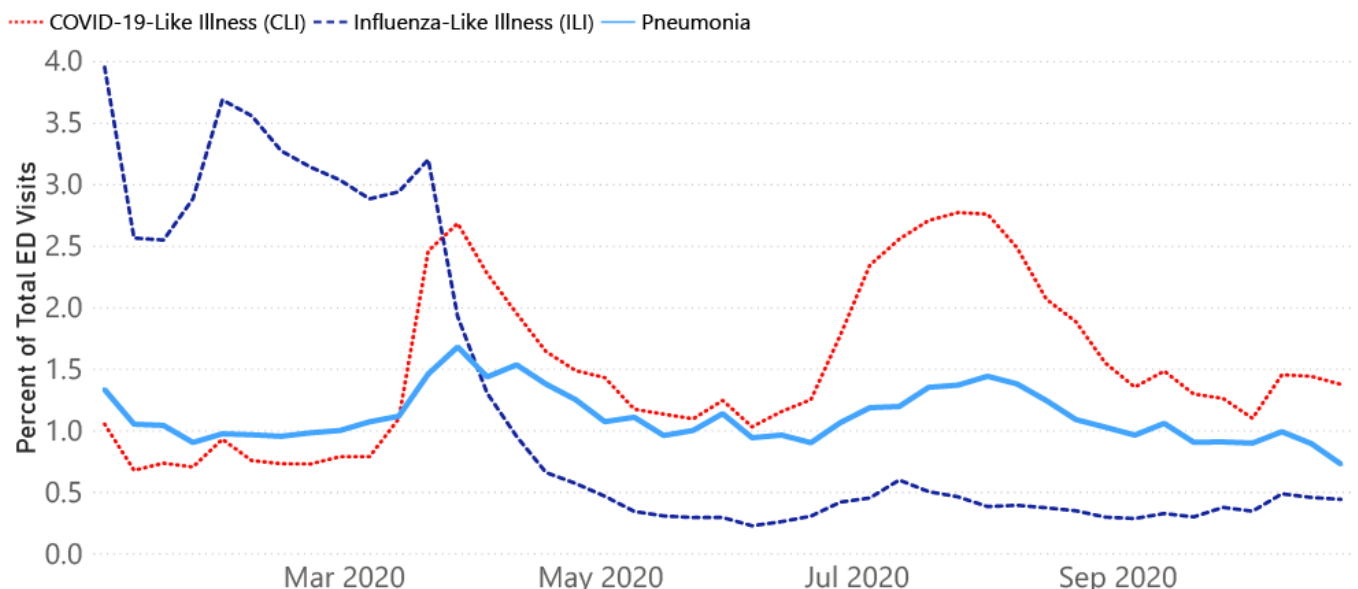
County	Cases (October 5-October 18)	Cases per 100,000 (October 5-October 18)	Cases to Date (through October 18)	Cases per 100,000 Total	Percent Change
DESOTO	760	410.9	6748	3648.7	13%
HARRISON	652	313.3	4900	2354.9	15%
JACKSON	505	351.6	4401	3064.4	13%
HINDS	379	163.5	7806	3367.0	5%
LEE	347	406.2	3427	4011.2	11%
RANKIN	286	184.2	3844	2475.7	8%
MADISON	264	248.4	3751	3529.6	8%
LAMAR	237	374.2	2184	3447.9	12%
FORREST	233	311.1	2976	3973.5	8%
MARSHALL	222	629.0	1372	3887.3	19%
JONES	209	306.9	2855	4192.5	8%
LAUDERDALE	188	253.6	2380	3210.8	9%

\*based on available data as of 6pm CT  
 Cases based on test date. Cases without test date excluded due to ongoing investigations.  
 Table will be updated weekly. A one week lag is used for reporting.

## Syndromic Surveillance

Emergency department visits by those with symptoms characteristic of COVID-19, influenza and pneumonia, updated weekly.

### Percentage of Emergency Department and Clinic visits for CLI, ILI, and Pneumonia Cases Weekly Statewide Summary, January 4, 2020 - October 24, 2020



\*The graph represents syndromic surveillance data from emergency department visits, reported electronically by hospitals throughout the state, that are consistent with COVID-19-Like Illness (CLI), Influenza-Like Illness (ILI), and Pneumonia. Based on available data as of 6pm CT. Graph will be updated weekly.

## Estimated Recoveries

Presumed COVID-19 cases recovered, estimated weekly (does not include cases still under investigation).

## COVID-19 Presumed Recovered Cases through October 25, 2020, Mississippi

# 101,385

## Presumed Recovered\*

\*Reflects Provisional Estimates. Presumed Recovered if:

- 1) It has been 14 days or more since the case tested positive, if they were not hospitalized
- 2) It has been 21 days or more since the case tested positive, if they were hospitalized or hospitalization was unknown.

All deaths excluded. Presumed recovered counts will be updated weekly.

## U.S. and World Cases

- ▶ [COVID-19 cases in the United States \(CDC\)](#)
- ▶ [U.S. COVID-19 Tracker \(CDC\)](#)
- ▶ [COVID-19 Global Case Map \(Johns Hopkins University\)](#)

## COVID-19 Testing

### Statewide Combined Testing as of October 24

COVID-19 testing providers around the state include commercial laboratories as well as hospital labs. Combined with testing done by the MSDH Public Health Laboratory, the figures provide a complete picture of all Mississippi testing. (Updated weekly)

**PCR** testing detects current, active COVID-19 infection in an individual.

**Antibody** (serology) testing identifies individuals with past COVID-19 infection based on antibodies they develop one to three weeks after infection.

**Antigen** testing is another way to identify current COVID-19 infection.

	Total tests	PCR	Antibody	Antigen
MSDH Public Health Laboratory	119,691	118,449	1,242	0
Other testing providers	926,874	789,659	42,996	94,219

Total tests for COVID-19 statewide	1,046,565	908,108	44,238	94,219
------------------------------------	-----------	---------	--------	--------

## MSDH Individuals Tested as of October 29

MSDH Public Health Laboratory (MPHL) testing totals as of 3 p.m. These totals are for tests performed at the MPHL only.

- Total individuals tested by the MPHL: **83,976**
- Total positive individuals from MPHL tests: **9,141**

## Getting Tested for COVID-19

The MSDH Public Health Laboratory, its partners, and private providers are testing statewide for COVID-19.

Anyone with symptoms of fever, severe cough or severe chest pains – especially those who are older or in poor health – should make arrangements for testing with their doctor or one of the many healthcare providers now performing testing. Healthcare providers can assess your health history and symptoms, and perform testing for COVID-19 as needed. MSDH is also helping conduct free drive-up testing sites in many parts of the state. **Always call ahead to the testing provider for instructions on safely being examined before you visit for your test.**

- ▶ [Find a COVID-19 testing provider near you](#)

## Prevention and Guidance for Individuals and the Community

- ▶ [Preventive steps to take, recommendations, guidance and general information on COVID-19](#)

Subscribe to our free newsletter and health alerts:



Last reviewed on Mar 5, 2020

[error on this](#)

[email page](#)

[print](#)

### *Related resources*

- ▶ [IT IS REAL: COVID-19 as Told by Survivors](#)
- ▶ [Local COVID-19 Testing Providers](#)
- ▶ [COVID-19 Guidance and Prevention for Individuals and the Community](#)

Updated October 28, 2020

### *More topics*

- ▶ [\[ Espanol, Tieng Viet, ASL \]](#)
- ▶ [County Data](#)
- ▶ [Diagnostic Testing EUA](#)
- ▶ [Handouts and Posters](#)
- ▶ [Healthcare Professionals](#)
- ▶ [Interactive Map and Charts](#)
- ▶ [Long-Term Care Outbreaks](#)
- ▶ [Prevention and Safety Guidance](#)
- ▶ [School Cases and Outbreaks](#)
- ▶ [Testing for COVID-19](#)

Over 65?

**Stay Home.  
Stay Safe.  
Stay Healthy.**

LEARN MORE



#### AGENCY

[About Us](#)  
[Administration](#)  
[Board of Health](#)  
[County Offices](#)  
[Institutional Review](#)  
[Jobs](#)  
[Locations](#)  
[Public Health Laboratory](#)  
[RFPs/Grants](#)  
[More »](#)

[Intranet](#)  
[OHIT+ER Service Center](#)  
[Webmail](#)

#### INFORMATION

[Apps](#)  
[Calendar of Events](#)  
[Contact Us](#)  
[Meetings](#)  
[Health Resources](#)  
[Hotlines](#)  
[Locations](#)  
[News](#)  
[Newsletter](#)  
[Phone Numbers](#)  
[Español](#)

#### I NEED A ...

[Birth Certificate](#)  
[Certificate of Need](#)  
[Children's Health Insurance](#)  
[Complaint Form](#)  
[Criminal History Check](#)  
[Death Certificate](#)  
[Divorce Record](#)  
[Food Permit](#)  
[Immunization Record](#)

[J-1 Visa](#)

[License Verification](#)

[Marriage Record](#)

[Professional License](#)

[Public Records Request](#)

[Wastewater Application](#)

#### **PUBLICATIONS**

[Annual Report](#)

[CON Weekly Reports](#)

[Health Facilities Directory](#)

[Mississippi Morbidity Reports](#)

[Public Health Report](#)

[State Health Plan](#)

[Strategic Plan](#)

[More »](#)

Mississippi State Department of Health • 570 East Woodrow Wilson Dr • Jackson, MS 39216 • 866-HLTHY4U • [Contact and information](#)

