



Coronavirus Disease 2019 (COVID-19)

Updated November 1, 2020

The national Centers for Disease Control and Prevention (CDC) and the Mississippi State Department of Health continue to closely monitor the outbreak of respiratory illnesses caused by the novel (new) coronavirus COVID-19, and are working to limit the spread of cases nationally and in Mississippi.

Mississippi Coronavirus Hotline (7 days a week, 7 a.m.-7 p.m.): **877-978-6453**

General Information

- ▶ [COVID-19 and You: Video Q & A with State Health Officer Dr. Thomas Dobbs](#)
- ▶ [COVID-19 overview, questions and answers](#)
- ▶ [Guidance, prevention and testing](#)
- ▶ [Handouts: Basic disease prevention, handwashing and more](#)
- ▶ [ASL, Spanish and Vietnamese materials](#)

Home isolation is mandatory if you have tested positive for COVID-19 by [order of the State Health Officer](#). (If you are awaiting results of routine testing *not* related to exposure, you may [return to work](#) and follow the safety guidance of your employer.) If you have been in contact with someone who has COVID-19, quarantine is also important to protect others. [Find out more »](#)

Professionals

Guidance and more →

- ▶ MSDH guidance
- ▶ Electronic reporting
- ▶ Specimens
- ▶ Lab dropoff
- ▶ CDC guidance
- ▶ MS-HAN Alerts

[ALL HEALTHCARE](#)

Current Cases and Statistics

County and state data →

- ▶ Today's update
- ▶ County data reports
- ▶ State data charts
- ▶ Schools and LTC facilities
- ▶ Lab testing
- ▶ Recoveries

[ALL STATISTICS](#)

Guidance, Testing and Prevention

Personal and community →

- ▶ Getting tested
- ▶ Personal protection
- ▶ Gatherings and events
- ▶ Business and community
- ▶ School guidelines
- ▶ State agencies

[ALL GUIDANCE](#)

COVID-19 in Mississippi

New Cases and Deaths as of October 31

NEW CASES

340

NEW DEATHS

14

New COVID-19 related deaths reported to MSDH as of 6 p.m. yesterday. Two deaths occurred between October 31 in the counties below.

County	Total
Yalobusha	2

12 COVID-19 related deaths occurred between September 21 and October 26, identified from death certificate reports.

County	Total
Copiah	1
Desoto	1
Grenada	1
Hancock	1
Harrison	2
Itawamba	1
Jasper	1
Marion	1
Marshall	1
Oktibbeha	1
Winston	1

LTC OUTBREAKS

126

Current outbreaks in long-term care facilities only. (See [LTC facility outbreak definition](#).)

About our case counts: We currently update our case totals each day based on test results from the previous day. Outside laboratories also report positive test results to us, which are included in our totals. Repeated tests for the same individual are counted only once. County case numbers and deaths may change as investigation finds new or additional information.

County COVID-19 Data

Race and Ethnicity

- ▶ [Total COVID-19 cases and deaths by county, race and ethnicity](#) PDF
Current and past data tables, updated daily

Data Snapshots for Individual Counties

- ▶ [Weekly COVID-19 snapshots for each Mississippi county](#)

High Cases and Incidence

- ▶ [Mississippi counties ranked by weekly cases and incidence](#)

Cumulative Cases and Deaths by County

Totals of all reported COVID-19 cases for 2020, including those in long-term care (LTC) facilities.

Detailed reporting of long-term care information will resume on Monday.

The numbers in this table are provisional. County case numbers and deaths may change as investigation finds new or additional information. The data provided below is the most current available.

County	Total Cases	Total Deaths
Adams	1122	45
Alcorn	1130	12
Amite	436	13
Attala	819	27
Benton	376	11
Bolivar	2072	79
Calhoun	641	13
Carroll	531	12
Chickasaw	880	29
Choctaw	217	6
Claiborne	545	16
Clarke	791	53
Clay	723	22
Coahoma	1286	37
Copiah	1412	38
Covington	1009	29
De Soto	7552	81
Total	120,500	3,348

County	Total Cases	Total Deaths
Forrest	3166	80
Franklin	258	3
George	1037	20
Greene	488	18
Grenada	1245	41
Hancock	898	30
Harrison	5625	89
Hinds	8193	180
Holmes	1156	60
Humphreys	469	17
Issaquena	107	4
Itawamba	1207	29
Jackson	4952	91
Jasper	708	18
Jefferson	287	10
Jefferson Davis	428	13
Jones	3022	84
Kemper	336	15
Lafayette	2607	43
Lamar	2387	40
Lauderdale	2658	135
Lawrence	571	14
Leake	1181	42
Lee	3743	83
Leflore	1767	88
Lincoln	1483	61
Lowndes	1847	62
Madison	3914	94
Marion	979	45
Marshall	1548	32
Monroe	1577	74
Montgomery	575	23
Total	120,500	3,348

County	Total Cases	Total Deaths
Neshoba	1901	111
Newton	887	28
Noxubee	606	17
Oktibbeha	2087	57
Panola	1742	41
Pearl River	1202	60
Perry	542	23
Pike	1423	56
Pontotoc	1552	20
Prentiss	1118	20
Quitman	425	6
Rankin	4187	86
Scott	1299	29
Sharkey	293	15
Simpson	1260	50
Smith	615	16
Stone	510	14
Sunflower	1681	51
Tallahatchie	870	26
Tate	1268	39
Tippah	975	25
Tishomingo	845	41
Tunica	541	17
Union	1278	25
Walthall	650	27
Warren	1583	56
Washington	2689	100
Wayne	1040	22
Webster	384	13
Wilkinson	346	21
Winston	885	22
Yalobusha	578	18
Yazoo	1277	35
Total	120,500	3,348

Case Classifications

Mississippi investigates and reports both probable and confirmed cases and deaths according to the [CSTE case definition](#).

	Confirmed	Probable	Total
Cases	105,098	15,402	120,500
Deaths	3,010	338	3,348

Confirmed cases and deaths are generally determined by positive PCR tests, which detect the presence of ongoing coronavirus infection.

Probable cases are those who test positive by other testing methods such as antibody or antigen, and have recent symptoms consistent with COVID-19, indicating a recent infection.

Probable deaths are those individuals with a designation of COVID-19 as a cause of death on the death certificate, but where no confirmatory testing was performed.

Deaths from COVID-19 and Other Causes

This table of death counts compares COVID-19 deaths in Mississippi by week with deaths from other major causes, including contributing and underlying causes.

- ▶ [Mississippi Provisional Death Counts by Week](#)
Updated weekly

K-12 School Report

Mississippi K-12 schools make weekly reports of cases among students, teachers and staff, number of outbreaks, and teachers and students under quarantine as a result of COVID-19 exposure. An outbreak in a school setting is defined as 3 or more individuals diagnosed with COVID-19 in the same group within a 14-day period.

Note: These cases have been directly reported to MSDH by each school, and may not yet have appeared in our state and county totals of cases reported by laboratories.

- ▶ [K-12 reports of COVID-19 school cases, outbreaks and exposure](#)
Updated weekly

Long-Term Care Facility Cases and Outbreaks

Long-term care (LTC) facilities like nursing homes are considered high risk locations because their residents are older or in poor health. A single confirmed COVID-19 infection in an LTC facility resident, or more than one infection in employees or staff in a 14-day period constitutes an outbreak. Residential care facilities also represent group living facilities where COVID-19 can be easily spread. We investigate residents, staff and close contacts of infected individuals for possible exposure.

These outbreak figures are reported directly to MSDH by the facility. Many of the cases and deaths reported by facilities may not yet be included in our totals of lab-reported cases.

- ▶ [Mississippi COVID-19 cases and deaths in long-term care facilities](#) PDF
Long-term care facilities include nursing homes, personal care homes, assisted living homes, and intermediate care facilities for individuals with intellectual disability (ICF-IID)
- ▶ [Mississippi COVID-19 cases and deaths in residential care facilities](#) PDF
Residential care facilities include psychiatric or chemical dependency residential treatment centers and long-term acute care facilities.

Ongoing Outbreaks in Nursing Homes

Because nursing homes report COVID-19 data directly to the Centers for Medicare and Medicaid (CMS), we have replaced our usual long-term care facility report with the most recent CMS nursing home data, avoiding duplicate reporting requirements for these facilities.

Data such as illness in residents and staff, deaths in residents, as well as a number of other data elements are now publicly available on the CMS website. MSDH is providing the following links to view this data, which is reported directly by the Nursing Homes and is updated daily.

Note: Cases and deaths listed on the CMS website may not have appeared yet in our county totals, which are based on reports from testing laboratories.

- ▶ [Search for nursing home COVID-19 data](#)
- ▶ [About the CMS COVID-19 dataset](#)
- ▶ [CMS state and national COVID-19 nursing home data](#)

Mississippi COVID-19 Data Charts and Map

Detailed charts of COVID-19 cases, deaths and hospitalizations will resume on Monday.

All data reports below are updated as they become available.

Hospitalizations and Bed Availability

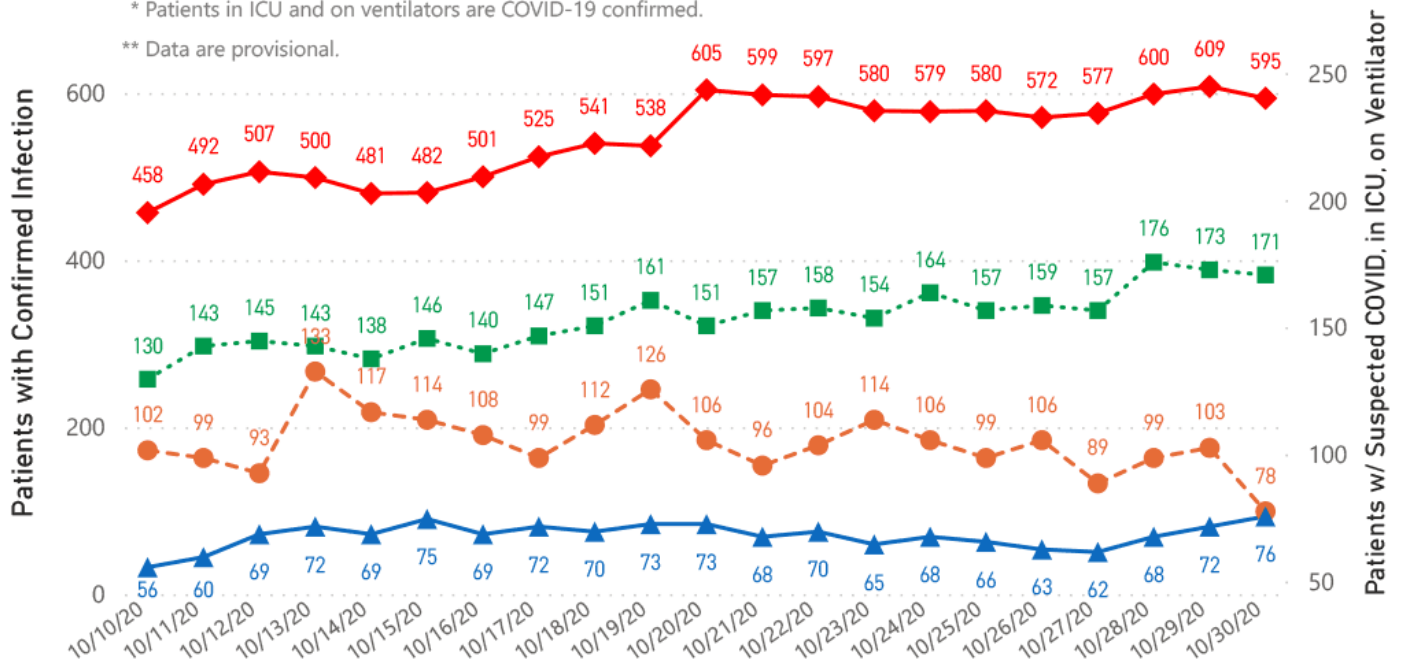
- ▶ [Interactive chart of hospitalizations by date](#)
- ▶ [Interactive chart of local and state hospital bed availability](#)

COVID-19 Hospitalizations Reported by MS Hospitals, 10/10/20- 10/30/20 *,**

◆ Patients with Confirmed Infection ● Patients with Suspected Infection ■ Patients in an ICU ▲ Patients on Ventilators

* Patients in ICU and on ventilators are COVID-19 confirmed.

** Data are provisional.



Daily Statewide Data Charts

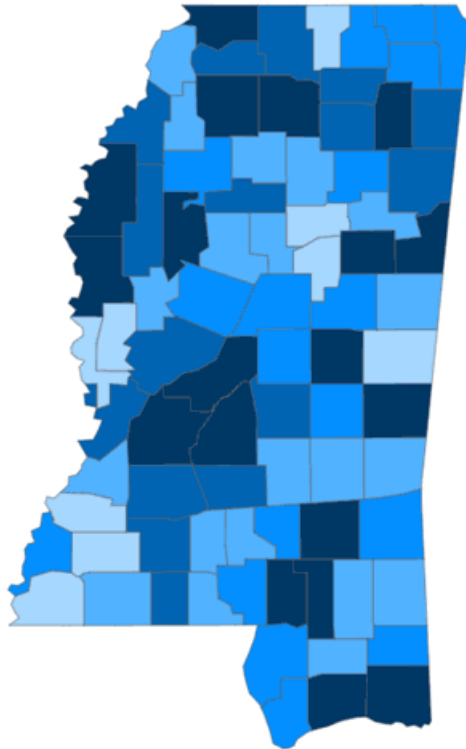
Our state case map and other data charts are also available in interactive form.

- ▶ [View interactive map](#)
- ▶ [View interactive epidemiological trend and syndromic surveillance](#)

The charts below are based on available data at the time of publication. Charts do **not** include cases where insufficient details of the case are known.

Mississippi COVID-19
Cases and Deaths by Race with Ethnicity
as of 6 pm CT, October 30, 2020

Total Cases
120,160



● 1 to 400 ● 401 to 800 ● 801 to 1200 ● 1201 to 1700 ● >1700

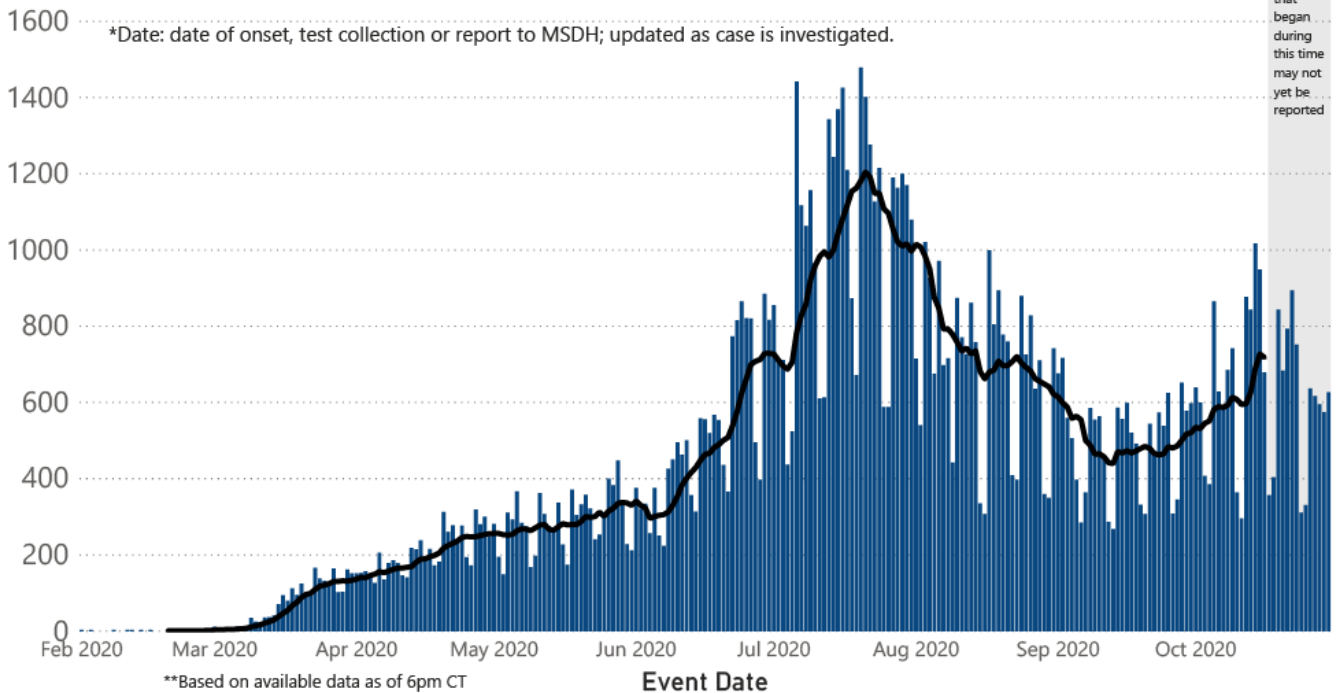
	American Indian or Alaska Native	Asian	Black	White	Other	Unknown
Non Hispanic	556	351	36,199	37,075	1,371	576
Hispanic	19	14	172	1,030	1,938	191
Unknown Ethnicity	802	95	8,444	9,779	5,021	16,527

Total Deaths
3,334

	American Indian or Alaska Native	Asian	Black	White	Other	Unknown
Non Hispanic	65	3	1,339	1,337	18	4
Hispanic	1	0	7	19	14	1
Unknown Ethnicity	21	5	168	224	29	79

COVID-19 Cases by Date* through October 30, 2020**, Mississippi

● Cases — 7 Day Average

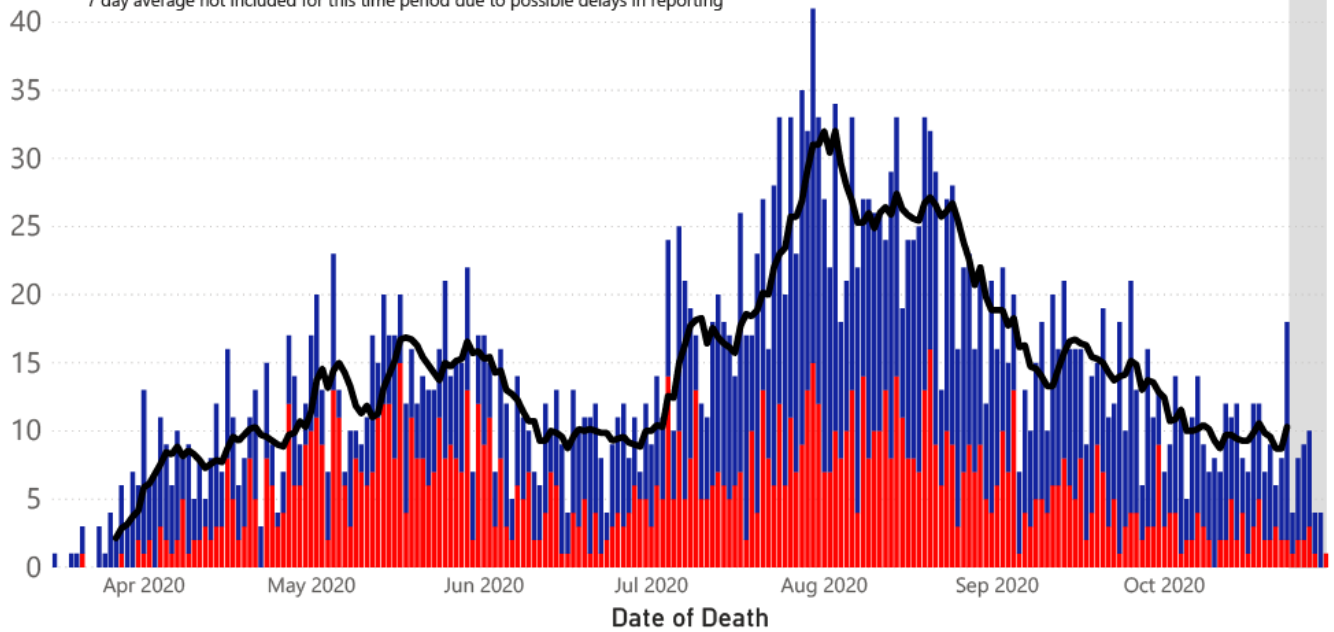


Note: Values up to two weeks in the past on the chart of Cases by Date above can change as we update it with new information from disease investigation.

COVID-19 LTCF* and Non-LTCF Deaths by Date of Death through October 30, 2020**, Mississippi

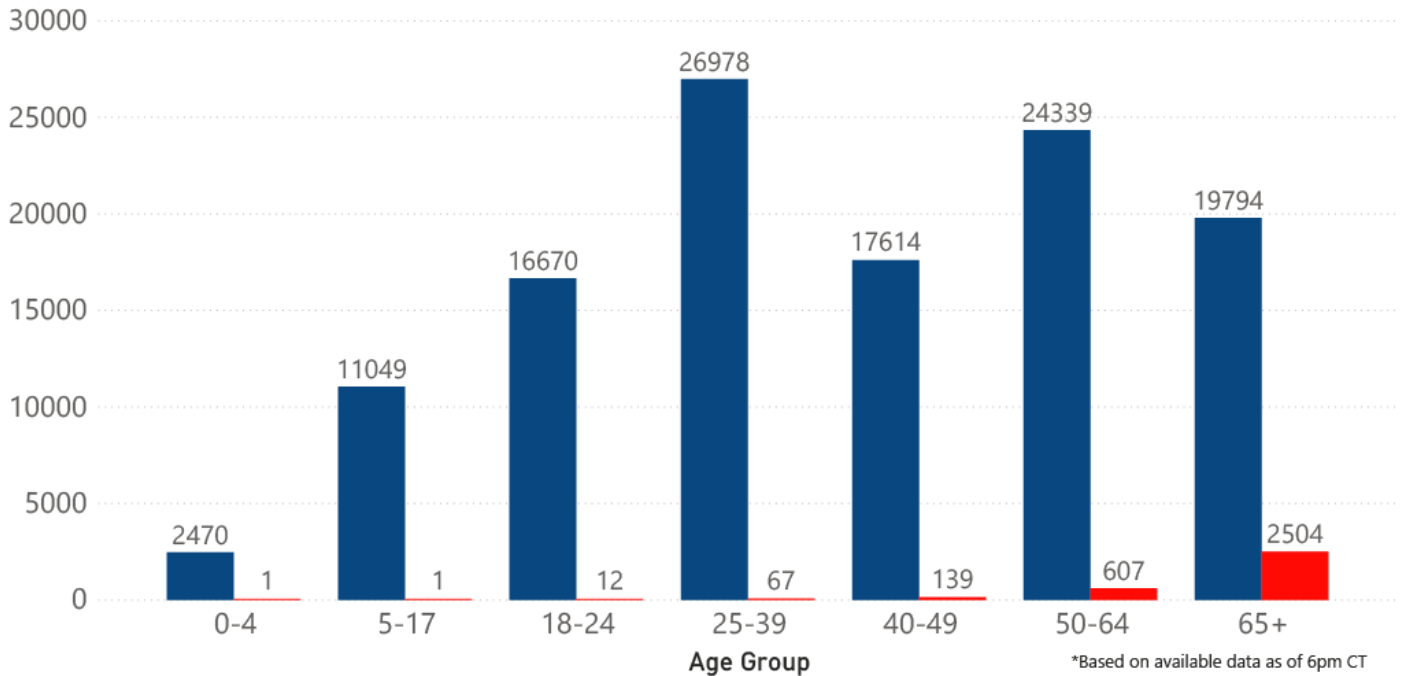
● Resident of LTCF Deaths ● Non-Resident of LTCF Deaths — 7 Day Average

45 *LTCF is Long Term Care Facility and includes Nursing Homes, ICF-IID, Assisted Living, and Personal Care Homes
 **based on available data as of 6pm CT
 ***7 day average not included for this time period due to possible delays in reporting

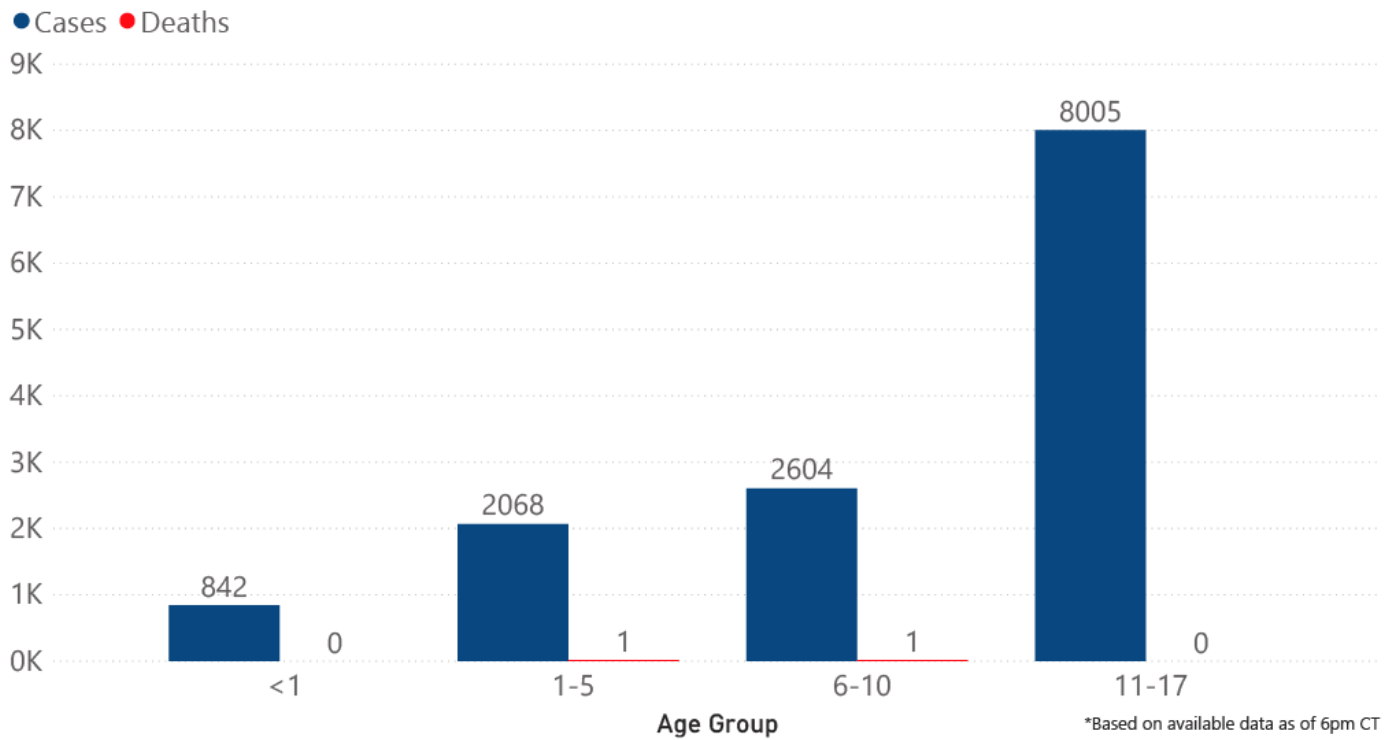


COVID-19 Cases and Deaths by Age Group through October 30, 2020*, Mississippi

● Cases ● Deaths



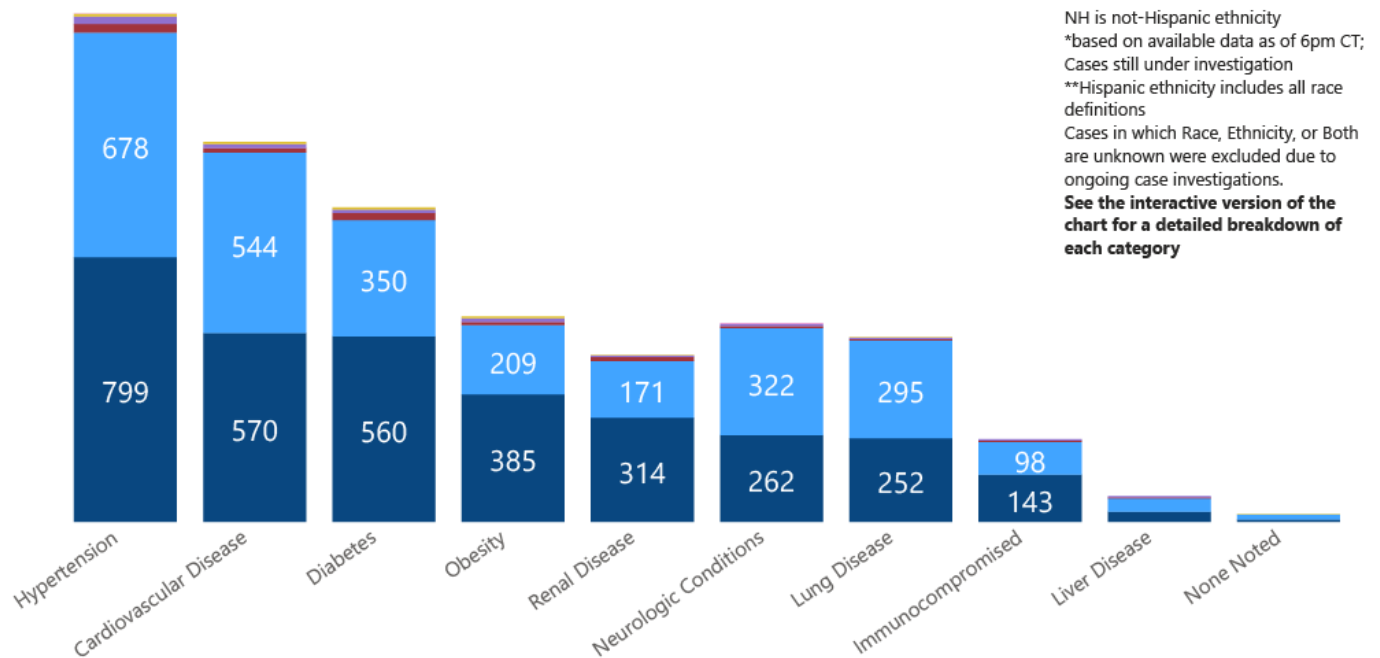
COVID-19 Pediatric Cases and Deaths by Age Group through October 30, 2020*, Mississippi



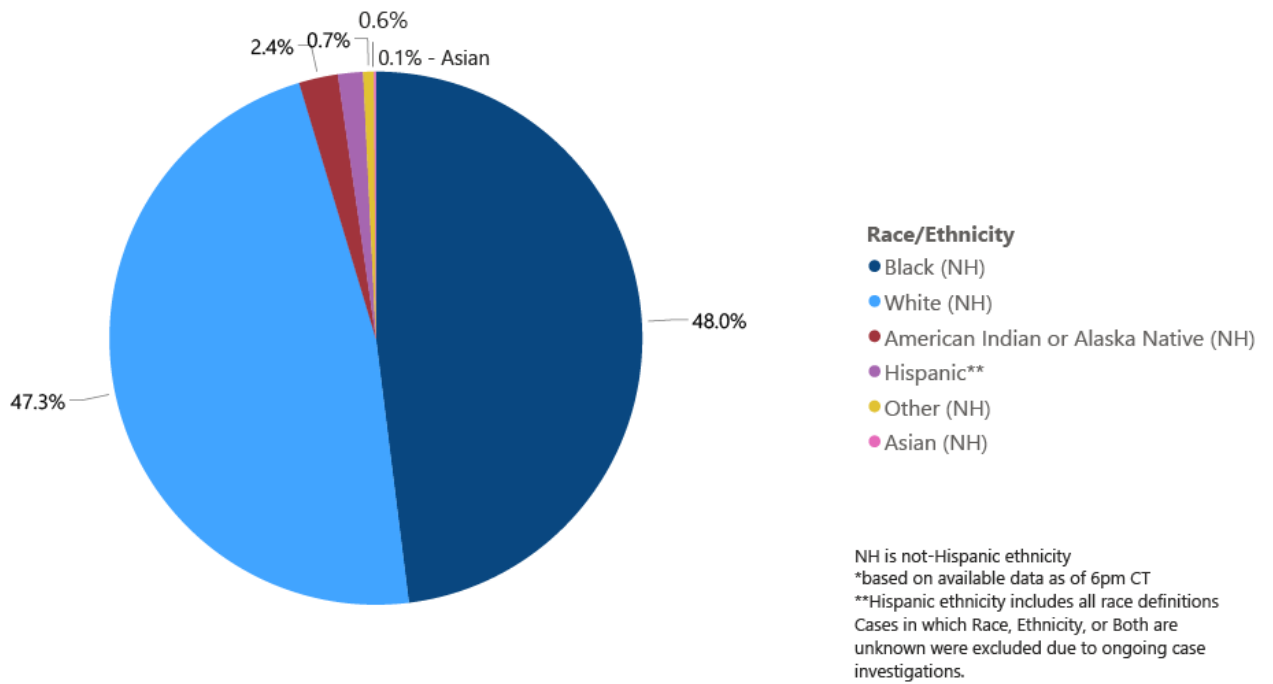
Weekly Statewide Data Summaries

COVID-19 Underlying Conditions in Deaths by Race/Ethnicity through October 25, 2020*, Mississippi

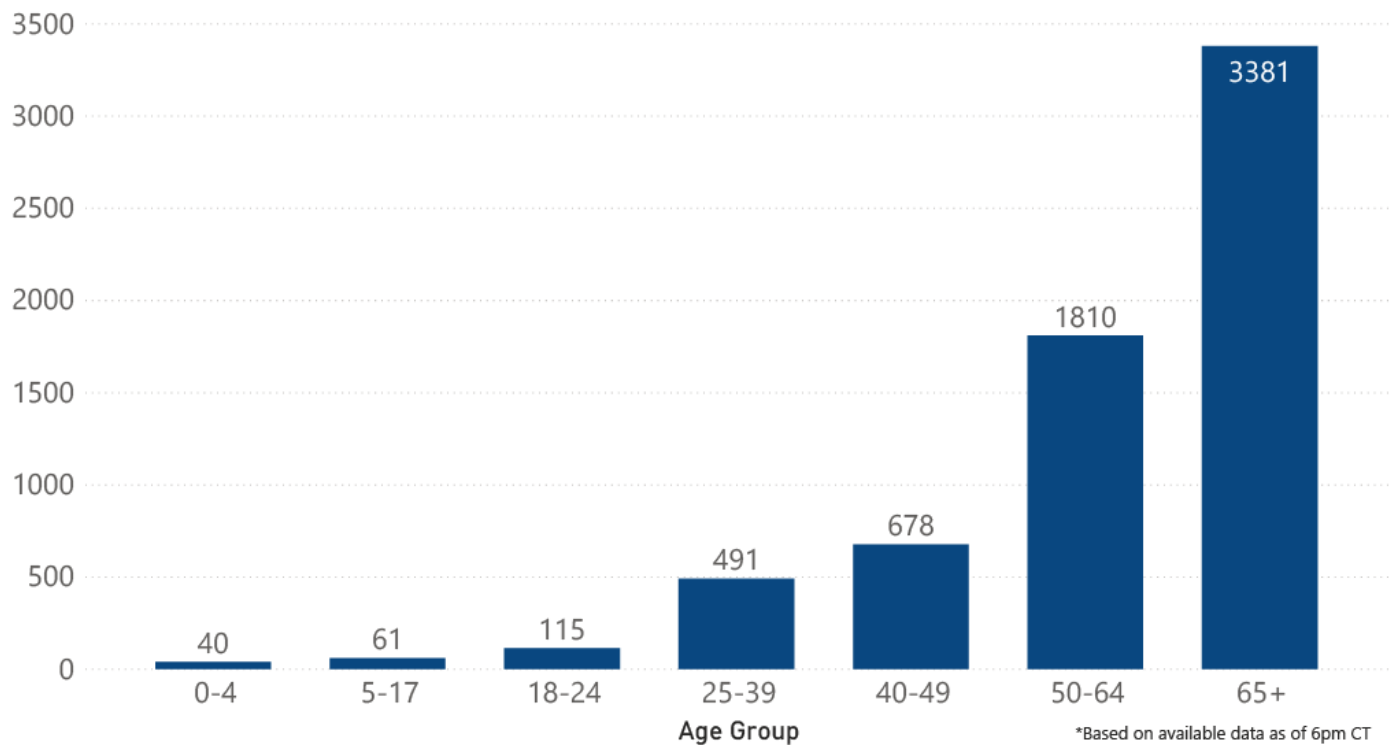
Race/Ethnicity ● Black (NH) ● White (NH) ● American Indian or Alaska Native (NH) ● Hispanic** ● Other (NH) ● Asian (NH)



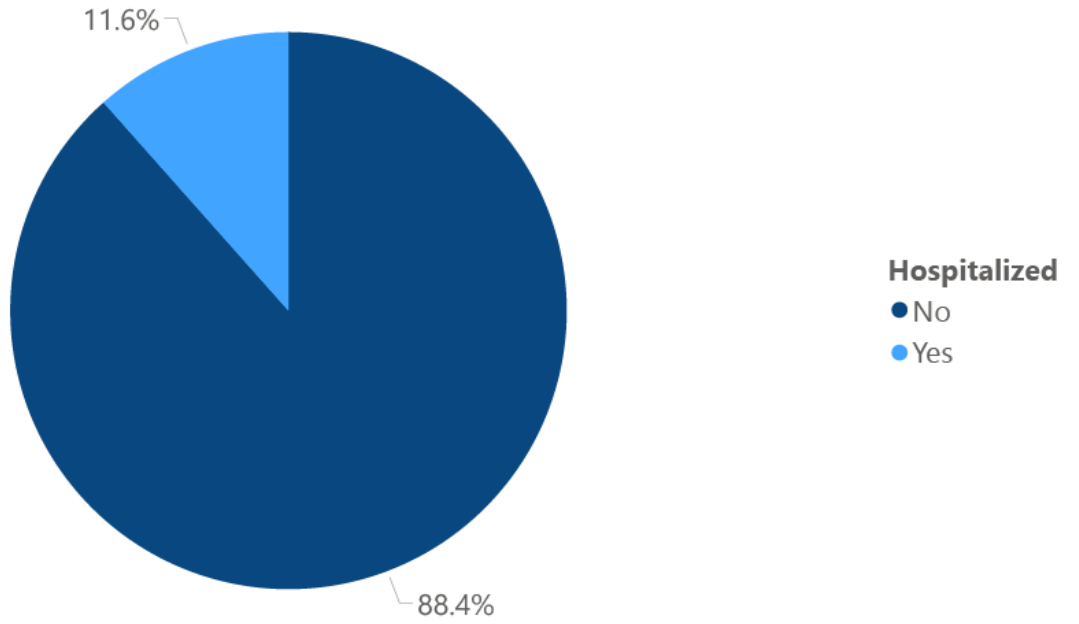
COVID-19 Deaths by Race/Ethnicity through October 25, 2020*, Mississippi



COVID-19 Hospitalized Cases by Age through October 25, 2020*, Mississippi



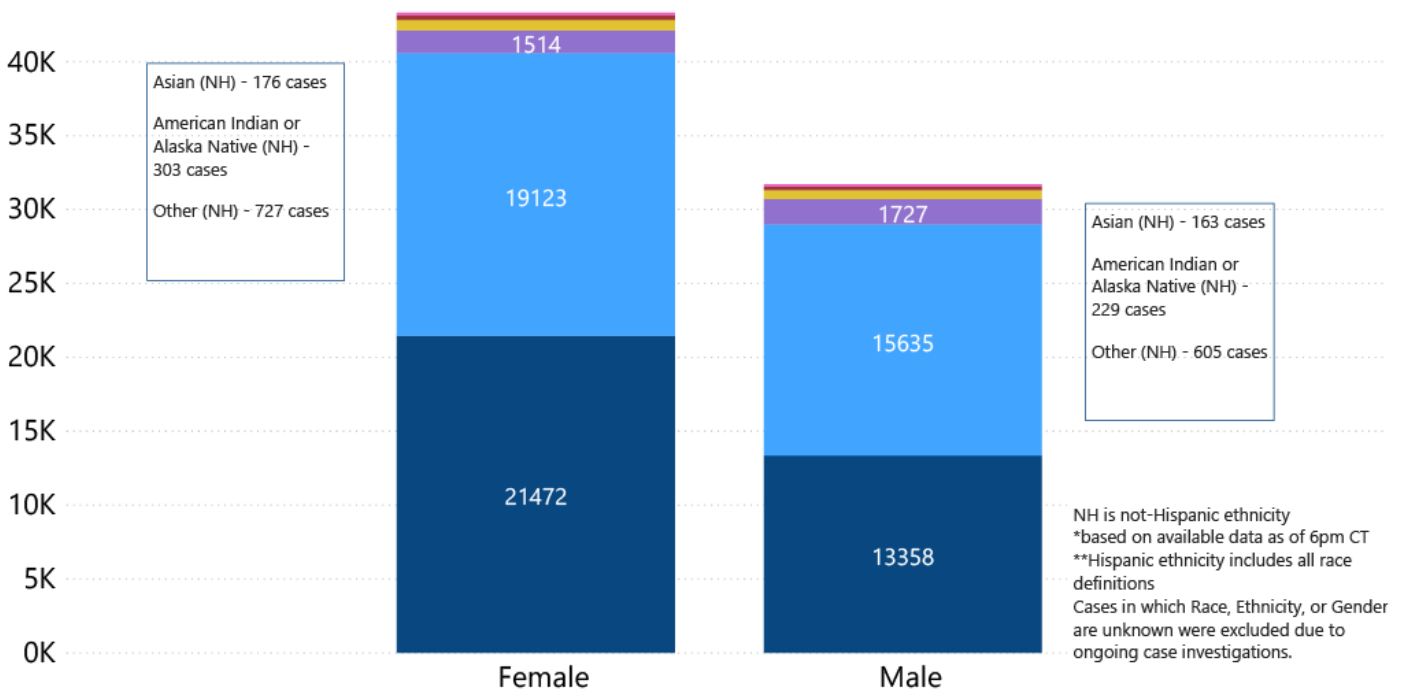
COVID-19 Cumulative Hospitalizations- Investigated Cases October 25, 2020 *



* Cases in which hospitalization is unknown were excluded due to ongoing case investigations; based on available data as of 6 pm CT

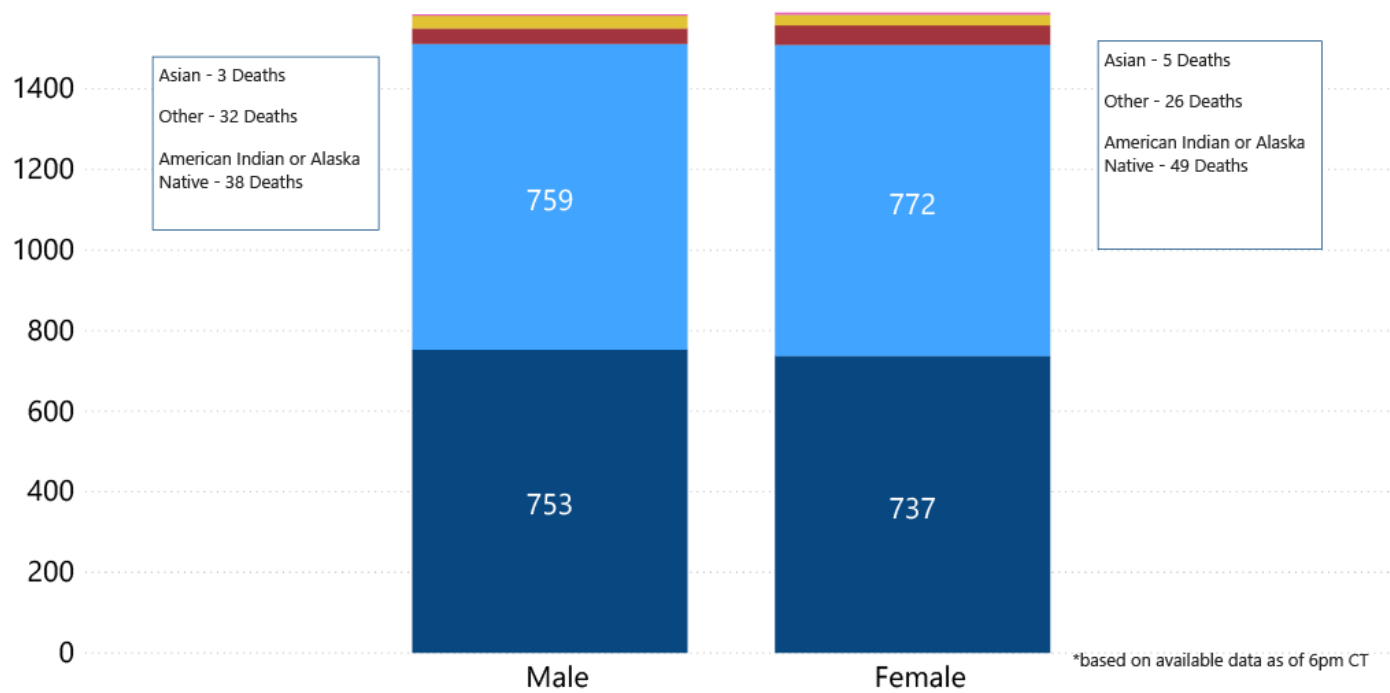
COVID-19 Cases by Race/Ethnicity and Gender through October 25, 2020*, Mississippi

Race/Ethnicity ● Black (NH) ● White (NH) ● Hispanic** ● Other (NH) ● American Indian or Alaska Native (NH) ● Asian (NH)

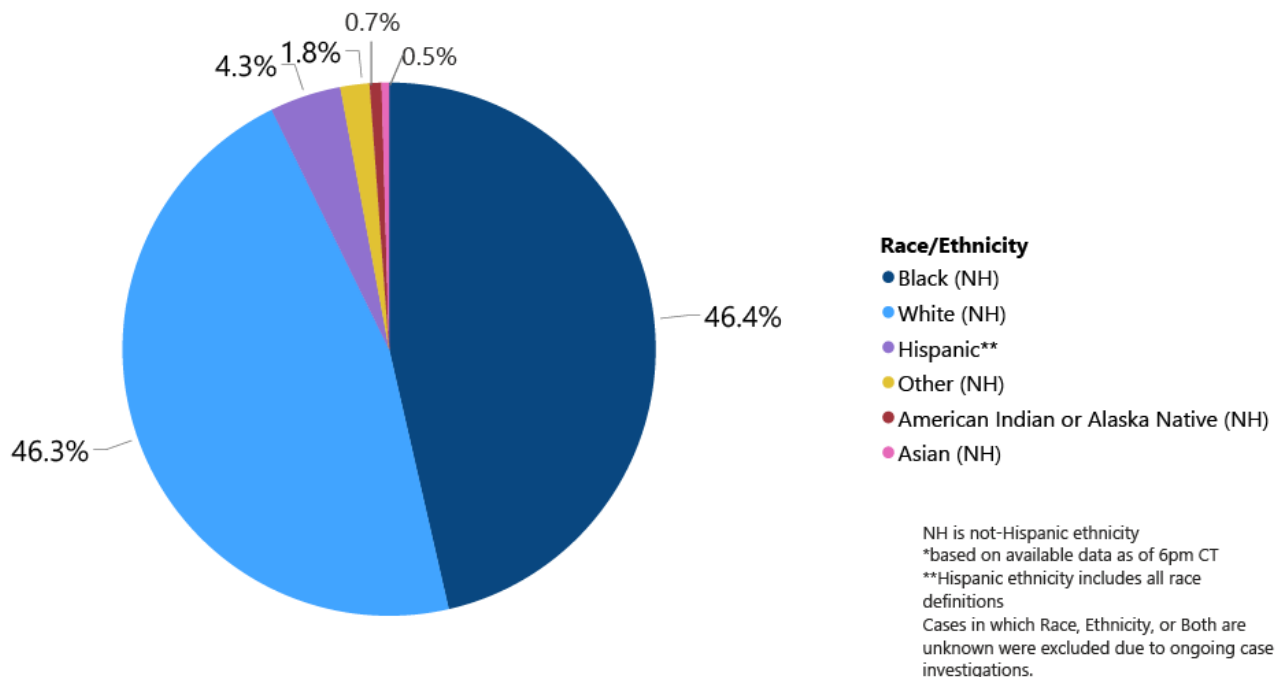


COVID-19 Deaths by Race and Gender through October 25, 2020*, Mississippi

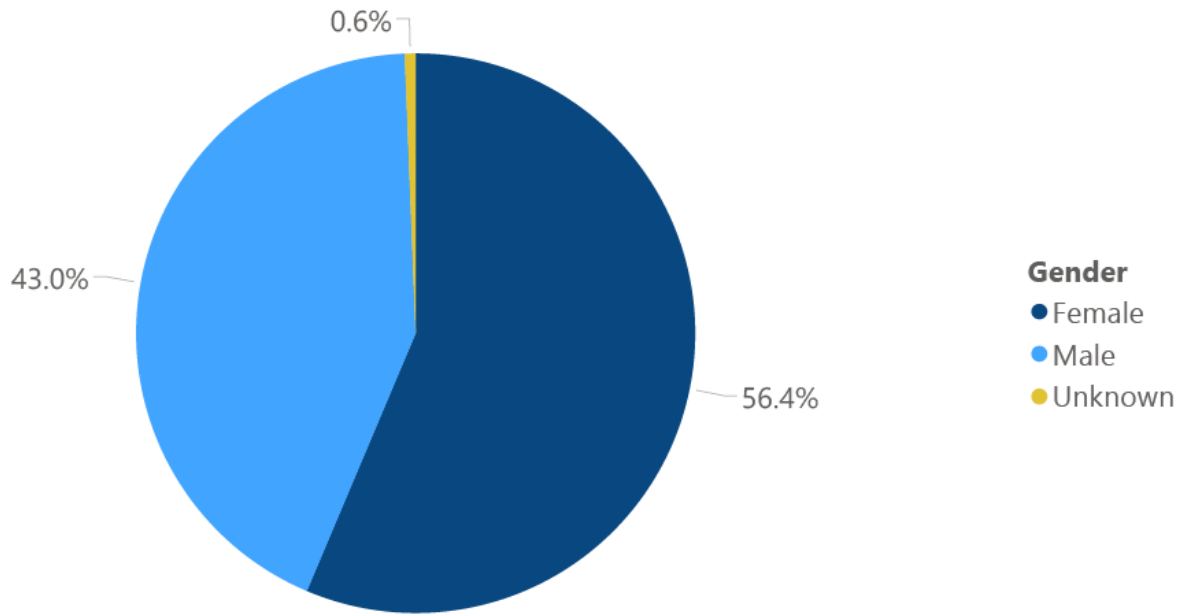
Race ● Black ● White ● American Indian or Alaska Native ● Other ● Asian



COVID-19 Cases by Race/Ethnicity through October 25, 2020*, Mississippi



COVID-19 Cases by Gender through October 25, 2020*, Mississippi

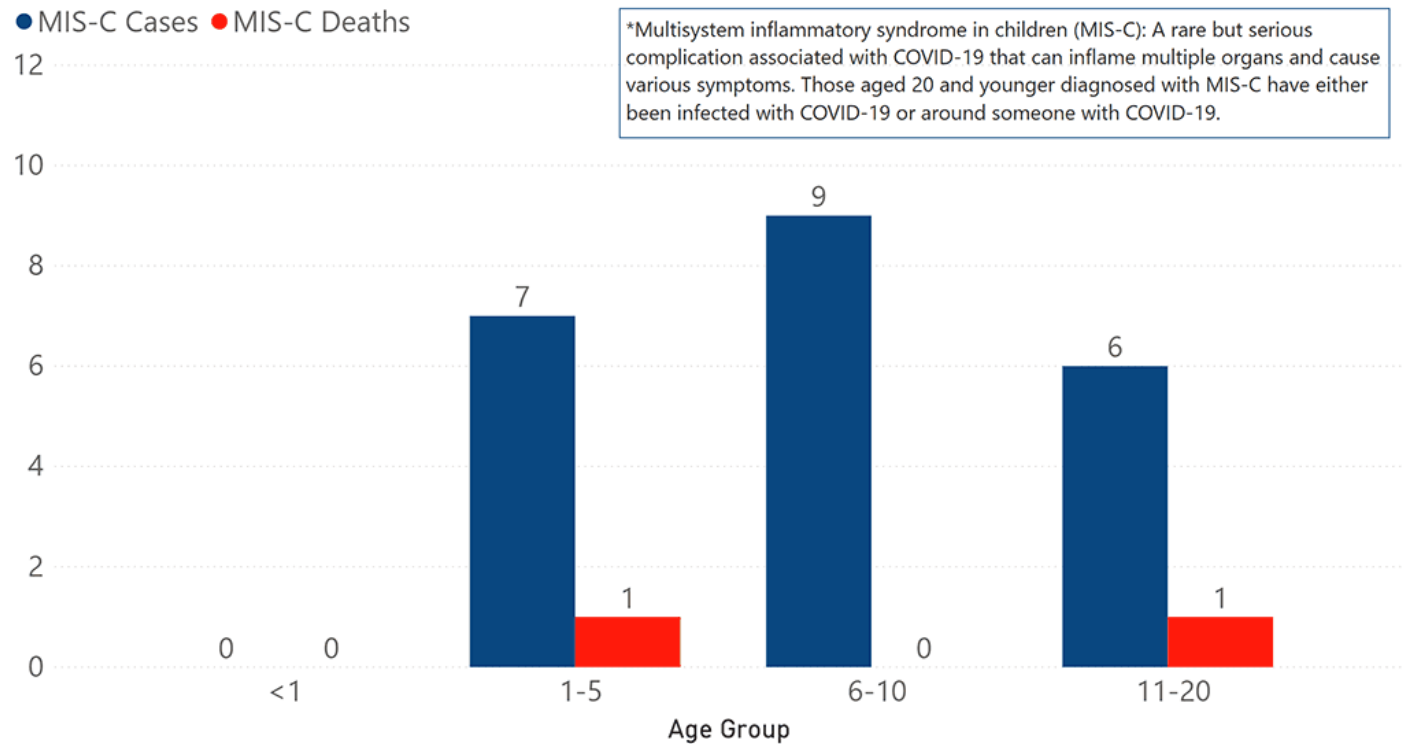


*Based on available data as of 6pm CT

Weekly Pediatric MIS-C Cases and Deaths

[Multisystem inflammatory syndrome in children \(MIS-C\)](#) is a rare but serious condition associated with COVID-19 that causes inflammation in many body parts, including the heart and other vital organs.

MIS-C* Cases and Deaths by Age Group through October 25, 2020, Mississippi



Weekly High Case and High Incidence Counties

Tracking counties with recent high numbers of COVID-19 cases, adjusted for population, provides insight on where local outbreaks are most serious, and where protective measures should be increased. For more accurate reporting, these weekly charts include sample collection dates only up to seven days in the past to allow for case investigation and delays in lab test reports.

Cases counts in these charts is based on the date of illness onset. If the date of illness is not known, the date the test sample was taken, or the date of test result reporting is used instead. Counts are adjusted as cases are investigated.

Counties are ranked by highest weekly case counts, and by weekly incidence (cases proportional to population). A separate table ranking all counties is also available. **All tables updated weekly.**

► [Full tables of counties ranked by weekly incidence and cases](#) PDF

COVID-19 High Incidence MS Counties Over 2 Week Period (October 5- October 18, 2020*)

County	Cases (October 5-October 18)	Cases per 100,000 (October 5-October 18)	Cases to Date (through October 18)	Cases per 100,000 Total	Percent Change
CARROLL	122	1226.5	465	4674.8	36%
BENTON	56	678.0	315	3814.0	22%
ITAWAMBA	153	654.1	1099	4698.6	16%
MARSHALL	222	629.0	1372	3887.3	19%
CHICKASAW	95	555.5	826	4829.6	13%
LEAKE	119	522.3	1130	4959.2	12%
CLARKE	76	489.0	723	4652.2	12%
TIPPAH	107	486.0	858	3897.3	14%
NESHOBA	139	477.4	1815	6233.3	8%
LEFLORE	133	471.9	1618	5741.0	9%
PRENTISS	115	457.7	1028	4091.4	13%
LINCOLN	150	439.2	1366	3999.6	12%

*based on available data as of 6pm CT
 Cases based on test date. Cases without test date excluded due to ongoing investigations.
 Table will be updated weekly. A one week lag is used for reporting.

COVID-19 High Case MS Counties Over 2 Week Period (October 5-October 18, 2020*)

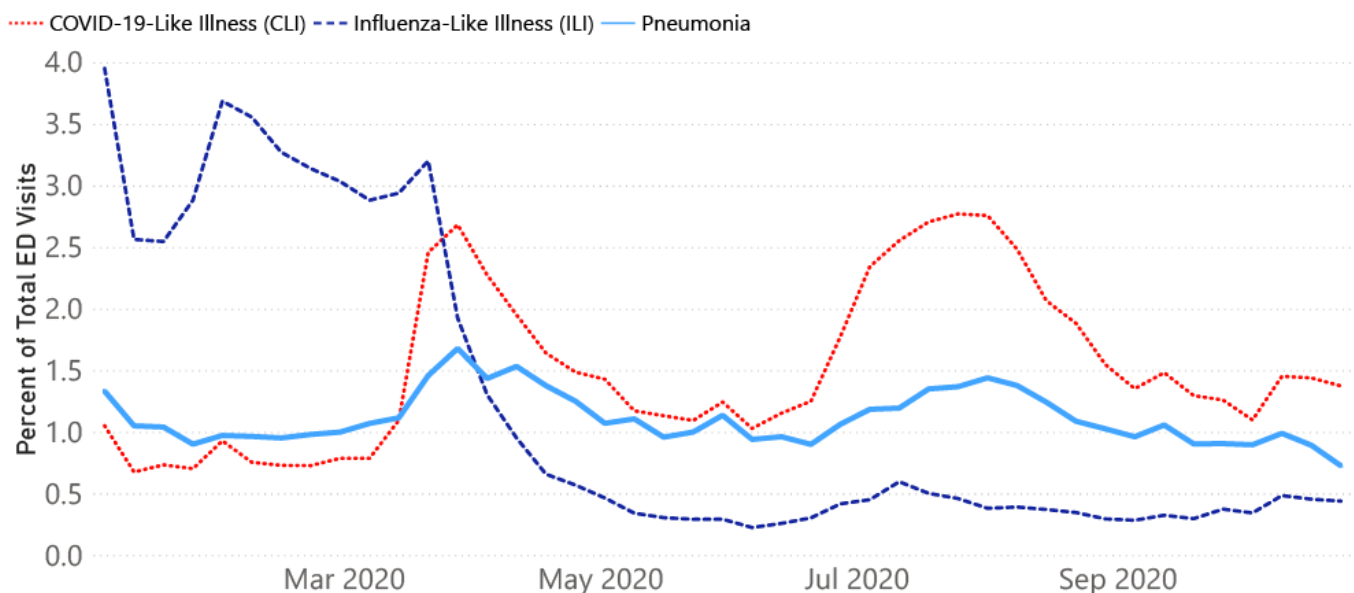
County	Cases (October 5-October 18)	Cases per 100,000 (October 5-October 18)	Cases to Date (through October 18)	Cases per 100,000 Total	Percent Change
DESOTO	760	410.9	6748	3648.7	13%
HARRISON	652	313.3	4900	2354.9	15%
JACKSON	505	351.6	4401	3064.4	13%
HINDS	379	163.5	7806	3367.0	5%
LEE	347	406.2	3427	4011.2	11%
RANKIN	286	184.2	3844	2475.7	8%
MADISON	264	248.4	3751	3529.6	8%
LAMAR	237	374.2	2184	3447.9	12%
FORREST	233	311.1	2976	3973.5	8%
MARSHALL	222	629.0	1372	3887.3	19%
JONES	209	306.9	2855	4192.5	8%
LAUDERDALE	188	253.6	2380	3210.8	9%

*based on available data as of 6pm CT
 Cases based on test date. Cases without test date excluded due to ongoing investigations.
 Table will be updated weekly. A one week lag is used for reporting.

Syndromic Surveillance

Emergency department visits by those with symptoms characteristic of COVID-19, influenza and pneumonia, updated weekly.

Percentage of Emergency Department and Clinic visits for CLI, ILI, and Pneumonia Cases Weekly Statewide Summary, January 4, 2020 - October 24, 2020



*The graph represents syndromic surveillance data from emergency department visits, reported electronically by hospitals throughout the state, that are consistent with COVID-19-Like Illness (CLI), Influenza-Like Illness (ILI), and Pneumonia. Based on available data as of 6pm CT. Graph will be updated weekly.

Estimated Recoveries

Presumed COVID-19 cases recovered, estimated weekly (does not include cases still under investigation).

COVID-19 Presumed Recovered Cases through October 25, 2020, Mississippi

101,385

Presumed Recovered*

*Reflects Provisional Estimates. Presumed Recovered if:

- 1) It has been 14 days or more since the case tested positive, if they were not hospitalized
- 2) It has been 21 days or more since the case tested positive, if they were hospitalized or hospitalization was unknown.

All deaths excluded. Presumed recovered counts will be updated weekly.

U.S. and World Cases

- ▶ [COVID-19 cases in the United States \(CDC\)](#)
- ▶ [U.S. COVID-19 Tracker \(CDC\)](#)
- ▶ [COVID-19 Global Case Map \(Johns Hopkins University\)](#)

COVID-19 Testing

Statewide Combined Testing as of October 24

COVID-19 testing providers around the state include commercial laboratories as well as hospital labs. Combined with testing done by the MSDH Public Health Laboratory, the figures provide a complete picture of all Mississippi testing. (Updated weekly)

PCR testing detects current, active COVID-19 infection in an individual.

Antibody (serology) testing identifies individuals with past COVID-19 infection based on antibodies they develop one to three weeks after infection.

Antigen testing is another way to identify current COVID-19 infection.

	Total tests	PCR	Antibody	Antigen
MSDH Public Health Laboratory	119,691	118,449	1,242	0
Other testing providers	926,874	789,659	42,996	94,219

Total tests for COVID-19 statewide	1,046,565	908,108	44,238	94,219
------------------------------------	------------------	----------------	---------------	---------------

MSDH Individuals Tested as of October 31

MSDH Public Health Laboratory (MPHL) testing totals as of 3 p.m. These totals are for tests performed at the MPHL only.

- Total individuals tested by the MPHL: **84,072**
- Total positive individuals from MPHL tests: **9,145**

Getting Tested for COVID-19

The MSDH Public Health Laboratory, its partners, and private providers are testing statewide for COVID-19.

Anyone with symptoms of fever, severe cough or severe chest pains – especially those who are older or in poor health – should make arrangements for testing with their doctor or one of the many healthcare providers now performing testing. Healthcare providers can assess your health history and symptoms, and perform testing for COVID-19 as needed. MSDH is also helping conduct free drive-up testing sites in many parts of the state. **Always call ahead to the testing provider for instructions on safely being examined before you visit for your test.**

- ▶ [Find a COVID-19 testing provider near you](#)

Prevention and Guidance for Individuals and the Community

- ▶ [Preventive steps to take, recommendations, guidance and general information on COVID-19](#)

Our free newsletter includes monthly disease updates:



Last reviewed on Mar 5,
2020

[error on this](#)

[email page](#)

[print](#)

Related resources

- ▶ [IT IS REAL: COVID-19 as Told by Survivors](#)
- ▶ [Local COVID-19 Testing Providers](#)
- ▶ [COVID-19 Guidance and Prevention for Individuals and the Community](#)
Updated October 28, 2020

More topics

- ▶ [\[Espanol, Tieng Viet, ASL \]](#)
- ▶ [County Data](#)
- ▶ [Diagnostic Testing EUA](#)
- ▶ [Handouts and Posters](#)
- ▶ [Healthcare Professionals](#)
- ▶ [Interactive Map and Charts](#)
- ▶ [Long-Term Care Outbreaks](#)
- ▶ [Prevention and Safety Guidance](#)
- ▶ [School Cases and Outbreaks](#)
- ▶ [Testing for COVID-19](#)

OCTOBER IS NATIONAL DENTAL HYGIENE MONTH

HEALTHY MOUTH HEALTHY BODY

Good oral health helps reduce the risk of a wide range of diseases (even heart disease). Brush regularly to keep your body's defenses strong.

[Learn more >](#)



MISSISSIPPI STATE DEPARTMENT OF HEALTH
Office of Oral Health

AGENCY

[About Us](#)

[Administration](#)

[Board of Health](#)

[County Offices](#)

[Institutional Review](#)

[Jobs](#)

[Locations](#)

[Public Health Laboratory](#)

[RFPs/Grants](#)

[More »](#)

[Intranet](#)

[OHIT+ER Service Center](#)

[Webmail](#)

INFORMATION

[Apps](#)

[Calendar of Events](#)

[Contact Us](#)

[Meetings](#)

[Health Resources](#)

[Hotlines](#)

[Locations](#)

[News](#)

[Newsletter](#)

[Phone Numbers](#)

[Español](#)

I NEED A ...

[Birth Certificate](#)

[Certificate of Need](#)

[Children's Health Insurance](#)

[Complaint Form](#)

Criminal History Check
Death Certificate
Divorce Record
Food Permit
Immunization Record
J-1 Visa
License Verification
Marriage Record
Professional License
Public Records Request
Wastewater Application

PUBLICATIONS

Annual Report
CON Weekly Reports
Health Facilities Directory
Mississippi Morbidity Reports
Public Health Report
State Health Plan
Strategic Plan
More »

Mississippi State Department of Health • 570 East Woodrow Wilson Dr • Jackson, MS 39216 • 866-HLTHY4U • Contact and information

