



## Coronavirus Disease 2019 (COVID-19)

*Updated November 4, 2020*

The national Centers for Disease Control and Prevention (CDC) and the Mississippi State Department of Health continue to closely monitor the outbreak of respiratory illnesses caused by the novel (new) coronavirus COVID-19, and are working to limit the spread of cases nationally and in Mississippi.

Mississippi Coronavirus Hotline (7 days a week, 7 a.m.-7 p.m.): **877-978-6453**

## General Information

- ▶ [COVID-19 and You: Video Q & A with State Health Officer Dr. Thomas Dobbs](#)
- ▶ [COVID-19 overview, questions and answers](#)
- ▶ [Guidance, prevention and testing](#)
- ▶ [Handouts: Basic disease prevention, handwashing and more](#)
- ▶ [ASL, Spanish and Vietnamese materials](#)

**Home isolation is mandatory if you have tested positive for COVID-19** by [order of the State Health Officer](#). (If you are awaiting results of routine testing *not* related to exposure, you may [return to work](#) and follow the safety guidance of your employer.) If you have been in contact with someone who has COVID-19, quarantine is also important to protect others. [Find out more »](#)

## Professionals

Guidance and more →

- ▶ MSDH guidance
- ▶ Electronic reporting
- ▶ Specimens
- ▶ Lab dropoff
- ▶ CDC guidance
- ▶ MS-HAN Alerts

### [ALL HEALTHCARE](#)

## Current Cases and Statistics

County and state data →

- ▶ Today's update
- ▶ County data reports
- ▶ State data charts
- ▶ Schools and LTC facilities
- ▶ Lab testing
- ▶ Recoveries

### [ALL STATISTICS](#)

## Guidance, Testing and Prevention

Personal and community →

- ▶ Getting tested
- ▶ Personal protection
- ▶ Gatherings and events
- ▶ Business and community
- ▶ School guidelines
- ▶ State agencies

### [ALL GUIDANCE](#)

## COVID-19 in Mississippi

New Cases and Deaths as of November 3

## NEW CASES

766

## NEW DEATHS

13

New COVID-19 related deaths reported to MSDH as of 6 p.m. yesterday. Thirteen deaths occurred between October 13 and November 3 in the counties below.

County	Total
Amite	1
Benton	1
Clay	1
George	1
Jackson	1
Lamar	1
Marion	1
Washington	2
Yalobusha	3
Yazoo	1

## LTC OUTBREAKS

131

Current outbreaks in long-term care facilities only. (See [LTC facility outbreak definition](#).)

**About our case counts:** We currently update our case totals each day based on test results from the previous day. Outside laboratories also report positive test results to us, which are included in our totals. Repeated tests for the same individual are counted only once. County case numbers and deaths may change as investigation finds new or additional information.

## County COVID-19 Data

### Race and Ethnicity

- ▶ [Total COVID-19 cases and deaths by county, race and ethnicity](#) PDF  
Current and past data tables, updated daily

## Data Snapshots for Individual Counties

- ▶ [Weekly COVID-19 snapshots for each Mississippi county](#)

## High Cases and Incidence

- ▶ [Mississippi counties ranked by weekly cases and incidence](#)

## Cumulative Cases and Deaths by County

Totals of all reported COVID-19 cases for 2020, including those in long-term care (LTC) facilities.

**The numbers in this table are provisional.** County case numbers and deaths may change as investigation finds new or additional information. The data provided below is the most current available.

County	Total Cases	Total Deaths	Total LTC Facility Cases	Total LTC Facility Deaths
<a href="#">Adams</a>	1139	45	64	14
<a href="#">Alcorn</a>	1144	13	62	3
<a href="#">Amite</a>	439	14	15	2
<a href="#">Attala</a>	830	27	91	20
<a href="#">Benton</a>	387	12	45	7
<a href="#">Bolivar</a>	2081	81	220	30
<a href="#">Calhoun</a>	647	13	25	4
<a href="#">Carroll</a>	541	12	45	9
<a href="#">Chickasaw</a>	885	31	47	14
<a href="#">Choctaw</a>	224	7	1	0
<a href="#">Claiborne</a>	545	16	43	9
<a href="#">Clarke</a>	801	53	93	27
<a href="#">Clay</a>	741	23	19	3
<a href="#">Coahoma</a>	1299	37	105	7
<a href="#">Copiah</a>	1421	38	72	9
<a href="#">Covington</a>	1030	31	63	14
<a href="#">De Soto</a>	7729	82	83	17
<a href="#">Forrest</a>	3196	81	176	41
<a href="#">Franklin</a>	259	3	4	1
<a href="#">George</a>	1044	21	36	6
<a href="#">Greene</a>	494	18	40	6
<a href="#">Grenada</a>	1258	41	114	21
<a href="#">Hancock</a>	921	31	51	7
<a href="#">Harrison</a>	5728	91	286	34
<b>Total</b>	<b>122,275</b>	<b>3,397</b>	<b>6,951</b>	<b>1,339</b>

County	Total Cases	Total Deaths	Total LTC Facility Cases	Total LTC Facility Deaths
Hinds	8292	181	479	80
Holmes	1159	60	102	20
Humphreys	476	18	27	7
Issaquena	107	4	0	0
Itawamba	1221	29	88	17
Jackson	5077	100	109	10
Jasper	718	19	1	0
Jefferson	286	11	13	3
Jefferson Davis	436	13	8	1
Jones	3054	84	186	38
Kemper	340	15	41	9
Lafayette	2640	43	123	28
Lamar	2426	41	41	11
Lauderdale	2713	135	265	74
Lawrence	581	14	26	2
Leake	1191	42	42	7
Lee	3830	84	193	37
Leflore	1786	88	193	47
Lincoln	1489	61	162	36
Lowndes	1901	62	102	33
Madison	3958	94	238	45
Marion	987	46	92	15
Marshall	1602	34	56	12
Monroe	1607	75	172	52
Montgomery	583	23	52	9
Neshoba	1914	111	130	39
Newton	891	28	40	10
Noxubee	612	17	20	4
Oktibbeha	2098	57	193	31
Panola	1770	41	60	8
Pearl River	1232	61	95	23
Perry	547	23	20	7
Pike	1432	56	98	27
<b>Total</b>	<b>122,275</b>	<b>3,397</b>	<b>6,951</b>	<b>1,339</b>

County	Total Cases	Total Deaths	Total LTC Facility Cases	Total LTC Facility Deaths
Pontotoc	1591	21	18	2
Prentiss	1131	20	48	3
Quitman	427	7	0	0
Rankin	4258	88	181	23
Scott	1307	29	21	3
Sharkey	292	15	43	8
Simpson	1272	50	122	19
Smith	622	16	55	8
Stone	522	14	55	9
Sunflower	1699	52	83	14
Tallahatchie	877	26	29	7
Tate	1293	39	55	13
Tippah	992	25	61	2
Tishomingo	859	41	96	26
Tunica	546	17	15	2
Union	1302	25	46	11
Walthall	662	27	67	13
Warren	1591	56	125	26
Washington	2710	102	178	38
Wayne	1051	22	59	10
Webster	387	13	52	11
Wilkinson	350	21	20	5
Winston	893	22	44	11
Yalobusha	585	22	76	14
Yazoo	1317	36	135	14
<b>Total</b>	<b>122,275</b>	<b>3,397</b>	<b>6,951</b>	<b>1,339</b>

### Case Classifications

Mississippi investigates and reports both probable and confirmed cases and deaths according to the [CSTE case definition](#).

	Confirmed	Probable	Total
Cases	106,024	16,251	<b>122,275</b>
Deaths	3,045	352	<b>3,397</b>

Confirmed cases and deaths are generally determined by positive PCR tests, which detect the presence of ongoing coronavirus infection.

Probable cases are those who test positive by other testing methods such as antibody or antigen, and have recent

symptoms consistent with COVID-19, indicating a recent infection.

Probable deaths are those individuals with a designation of COVID-19 as a cause of death on the death certificate, but where no confirmatory testing was performed.

## Deaths from COVID-19 and Other Causes

This table of death counts compares COVID-19 deaths in Mississippi by week with deaths from other major causes, including contributing and underlying causes.

▶ [Mississippi Provisional Death Counts by Week](#)

Updated weekly

## K-12 School Report

Mississippi K-12 schools make weekly reports of cases among students, teachers and staff, number of outbreaks, and teachers and students under quarantine as a result of COVID-19 exposure. An outbreak in a school setting is defined as 3 or more individuals diagnosed with COVID-19 in the same group within a 14-day period.

*Note:* These cases have been directly reported to MSDH by each school, and may not yet have appeared in our state and county totals of cases reported by laboratories.

▶ [K-12 reports of COVID-19 school cases, outbreaks and exposure](#)

Updated weekly

## Long-Term Care Facility Cases and Outbreaks

Long-term care (LTC) facilities like nursing homes are considered high risk locations because their residents are older or in poor health. A single confirmed COVID-19 infection in an LTC facility resident, or more than one infection in employees or staff in a 14-day period constitutes an outbreak. Residential care facilities also represent group living facilities where COVID-19 can be easily spread. We investigate residents, staff and close contacts of infected individuals for possible exposure.

**These outbreak figures are reported directly to MSDH by the facility.** Many of the cases and deaths reported by facilities may not yet be included in our totals of lab-reported cases.

▶ [Mississippi COVID-19 cases and deaths in long-term care facilities](#) PDF

Long-term care facilities include nursing homes, personal care homes, assisted living homes, and intermediate care facilities for individuals with intellectual disability (ICF-IID)

▶ [Mississippi COVID-19 cases and deaths in residential care facilities](#) PDF

Residential care facilities include psychiatric or chemical dependency residential treatment centers and long-term acute care facilities.

## Ongoing Outbreaks in Nursing Homes

Because nursing homes report COVID-19 data directly to the Centers for Medicare and Medicaid (CMS), we have replaced our usual long-term care facility report with the most recent CMS nursing home data, avoiding duplicate reporting requirements for these facilities.

Data such as illness in residents and staff, deaths in residents, as well as a number of other data elements are now publicly available on the CMS website. MSDH is providing the following links to view this data, which is reported directly by the Nursing Homes and is updated daily.

**Note:** Cases and deaths listed on the CMS website may not have appeared yet in our county totals, which are based on

reports from testing laboratories.

- ▶ [Search for nursing home COVID-19 data](#)
- ▶ [About the CMS COVID-19 dataset](#)
- ▶ [CMS state and national COVID-19 nursing home data](#)

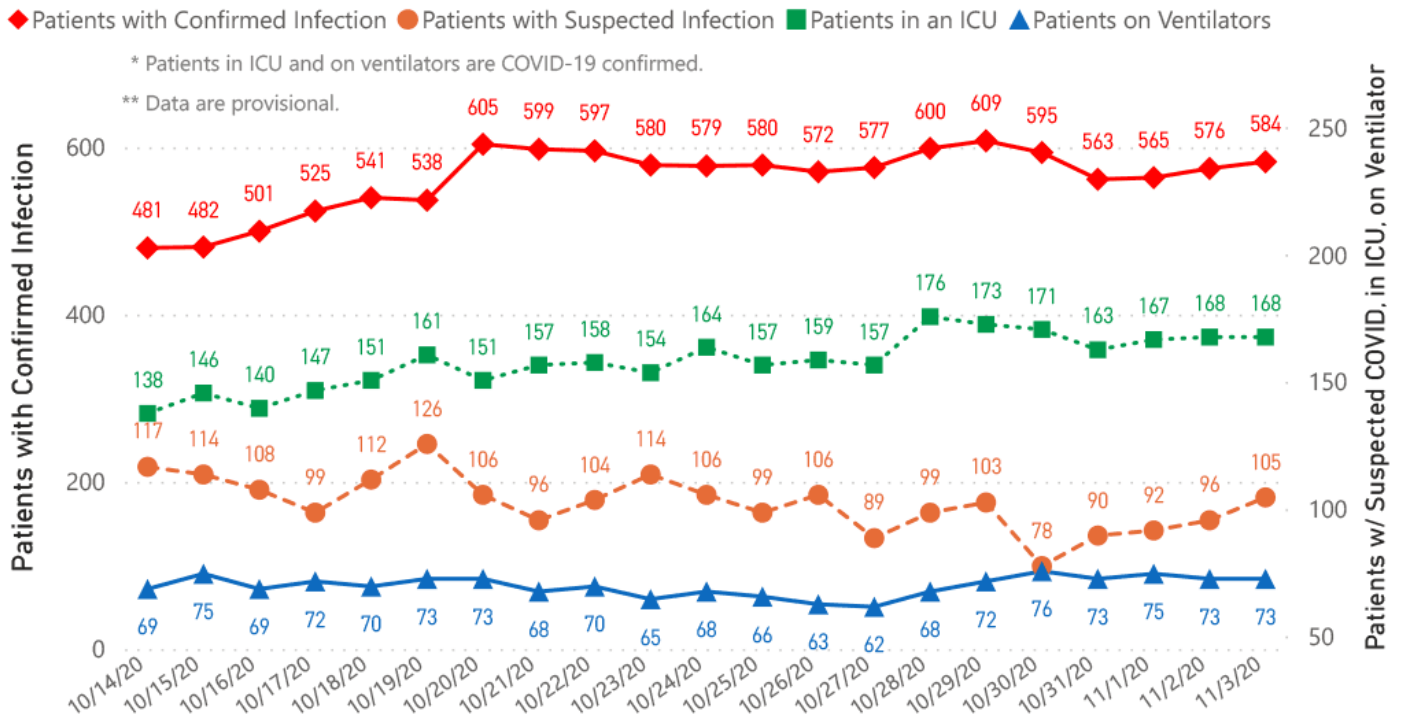
## Mississippi COVID-19 Data Charts and Map

All data reports below are updated as they become available.

### Hospitalizations and Bed Availability

- ▶ [Interactive chart of hospitalizations by date](#)
- ▶ [Interactive chart of local and state hospital bed availability](#)

## COVID-19 Hospitalizations Reported by MS Hospitals, 10/14/20-11/3/20 \*\*, \*\*



### Daily Statewide Data Charts

Our state case map and other data charts are also available in interactive form.

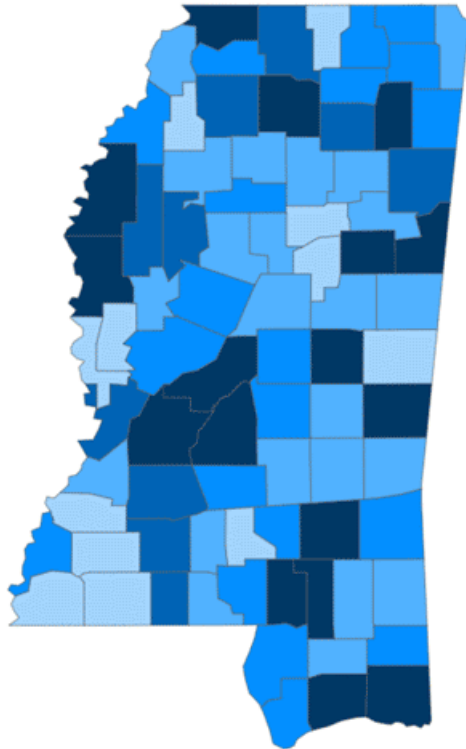
- ▶ [View interactive map](#)
- ▶ [View interactive epidemiological trend and syndromic surveillance](#)

The charts below are based on available data at the time of publication. Charts do **not** include cases where insufficient details of the case are known.



# Mississippi COVID-19 Cases and Deaths by Race with Ethnicity as of 6 pm CT, November 3, 2020

Total Cases  
**122,275**



● 1 to 450 ● 451 to 900 ● 901 to 1350 ● 1351 to 1900 ● >1900

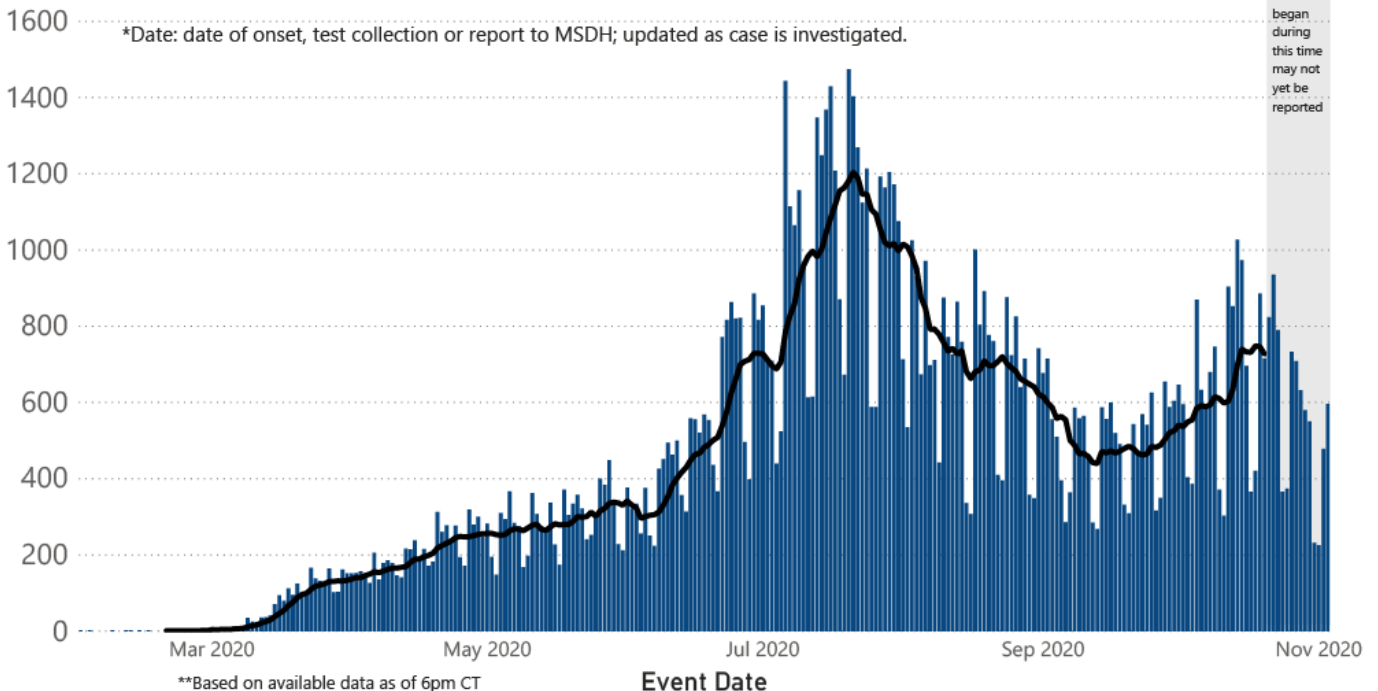
	American Indian or Alaska Native	Asian	Black	White	Other	Unknown
Non Hispanic	565	357	36,804	38,078	1,392	589
Hispanic	20	14	173	1,045	1,959	191
Unknown Ethnicity	801	97	8,499	9,987	5,039	16,665

Total Deaths  
**3,397**

	American Indian or Alaska Native	Asian	Black	White	Other	Unknown
Non Hispanic	65	3	1,361	1,366	18	4
Hispanic	1	0	7	20	14	1
Unknown Ethnicity	21	5	173	229	29	80

## COVID-19 Cases by Date\* through November 3, 2020\*\*, Mississippi

● Cases — 7 Day Average

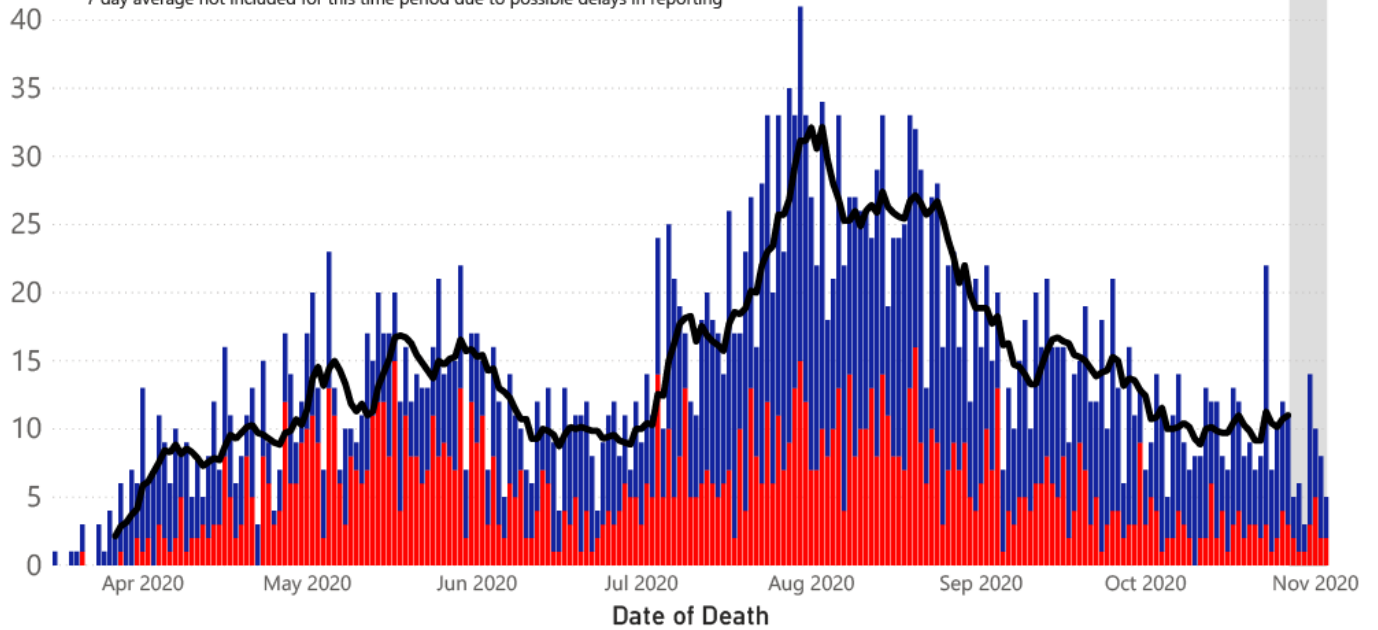


**Note:** Values up to two weeks in the past on the chart of Cases by Date above can change as we update it with new information from disease investigation.

## COVID-19 LTCF\* and Non-LTCF Deaths by Date of Death through November 3, 2020\*\*, Mississippi

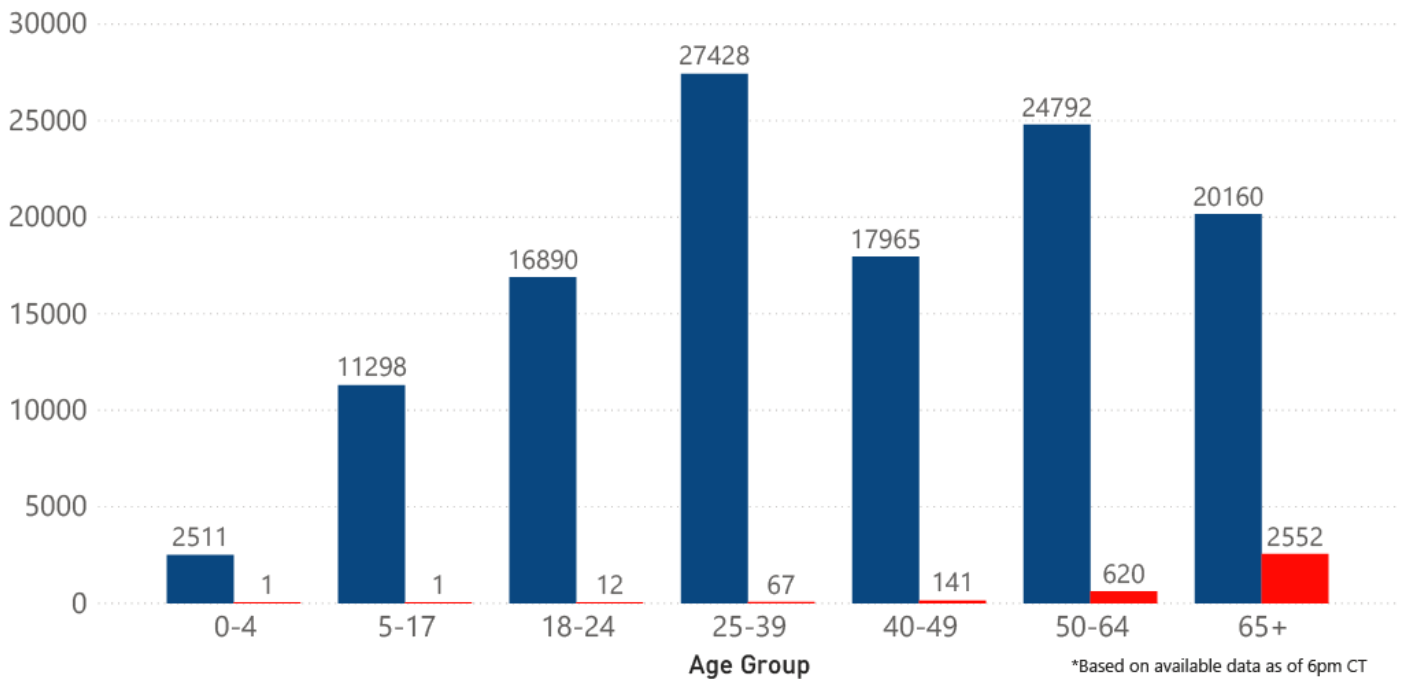
● Resident of LTCF Deaths ● Non-Resident of LTCF Deaths — 7 Day Average

45 \*LTCF is Long Term Care Facility and includes Nursing Homes, ICF-IID, Assisted Living, and Personal Care Homes  
 \*\*based on available data as of 6pm CT  
 \*\*\*7 day average not included for this time period due to possible delays in reporting

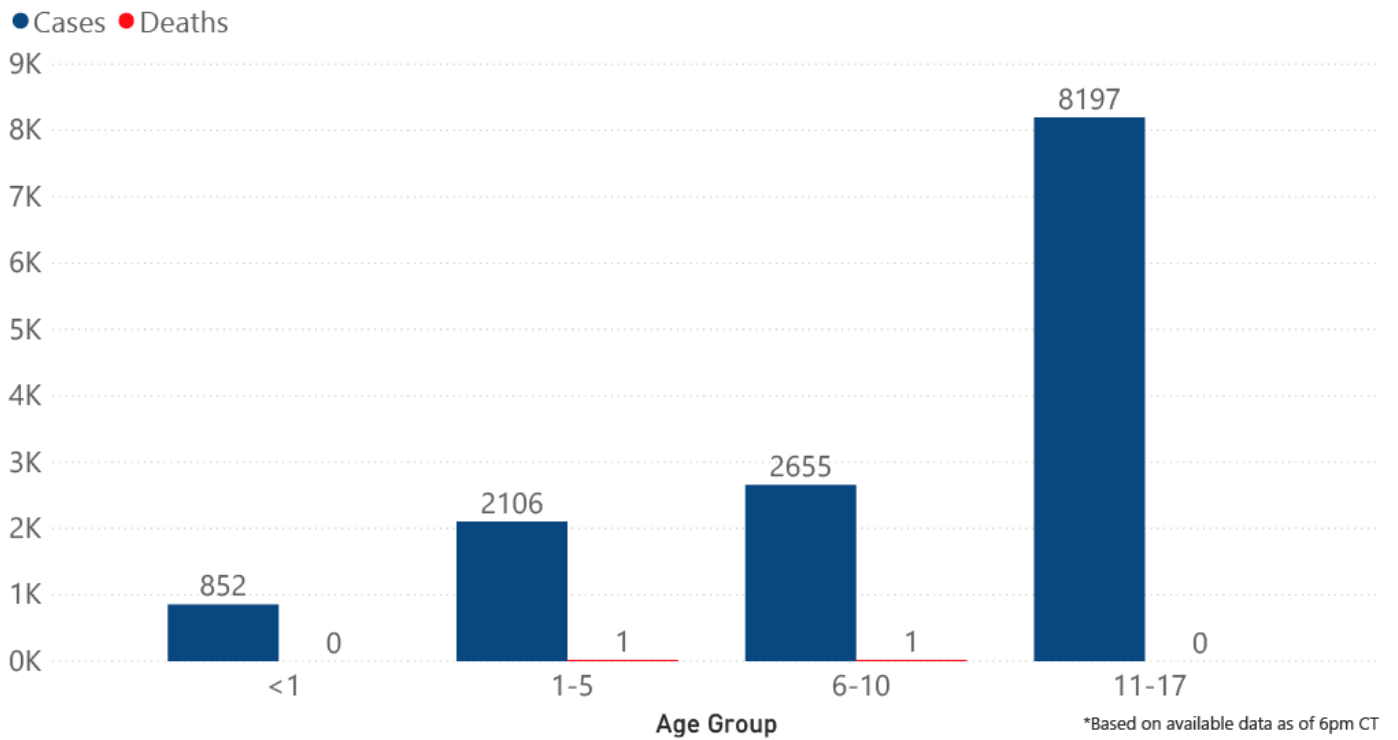


## COVID-19 Cases and Deaths by Age Group through November 3, 2020\*, Mississippi

● Cases ● Deaths



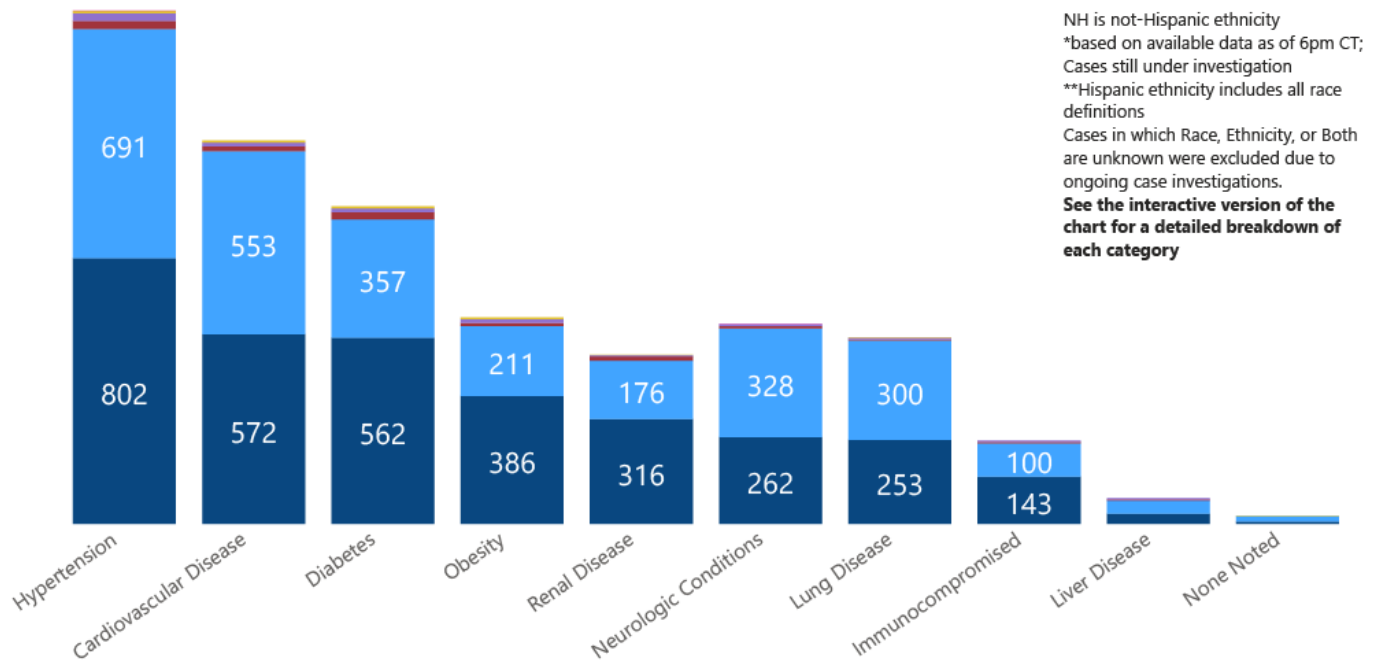
## COVID-19 Pediatric Cases and Deaths by Age Group through November 3, 2020\*, Mississippi



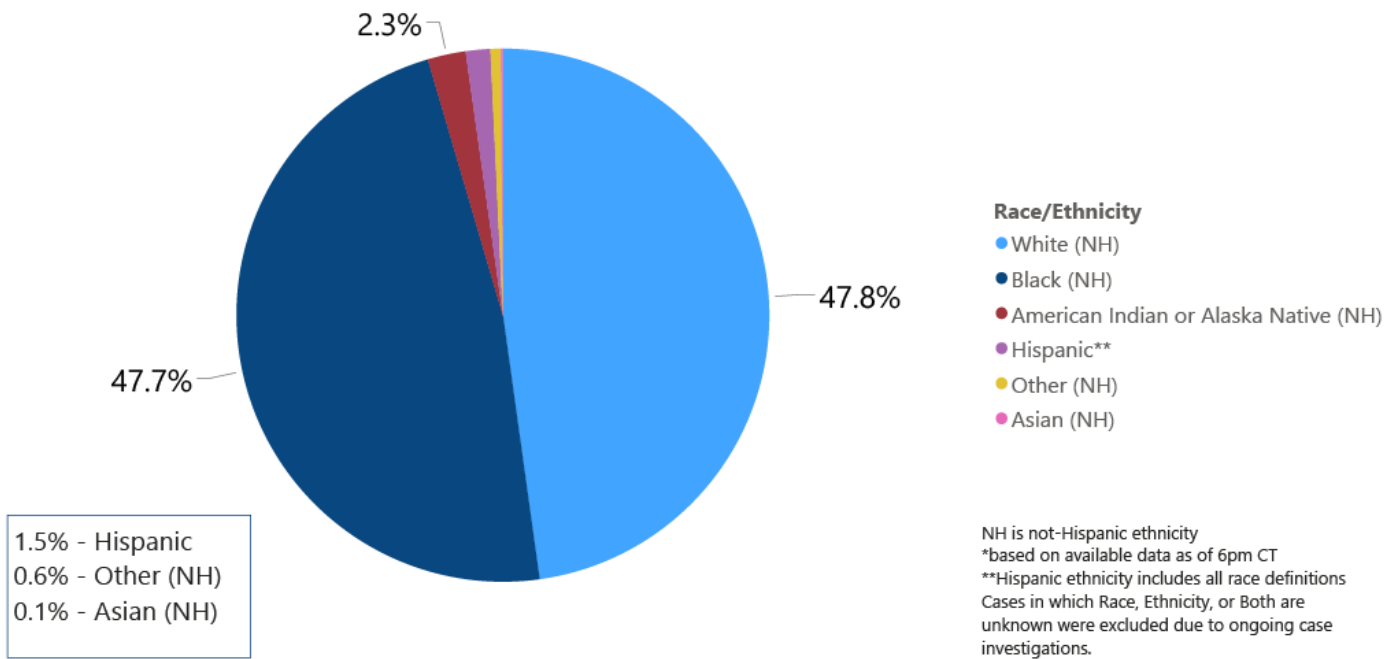
## Weekly Statewide Data Summaries

### COVID-19 Underlying Conditions in Deaths by Race/Ethnicity through November 1, 2020\*, Mississippi

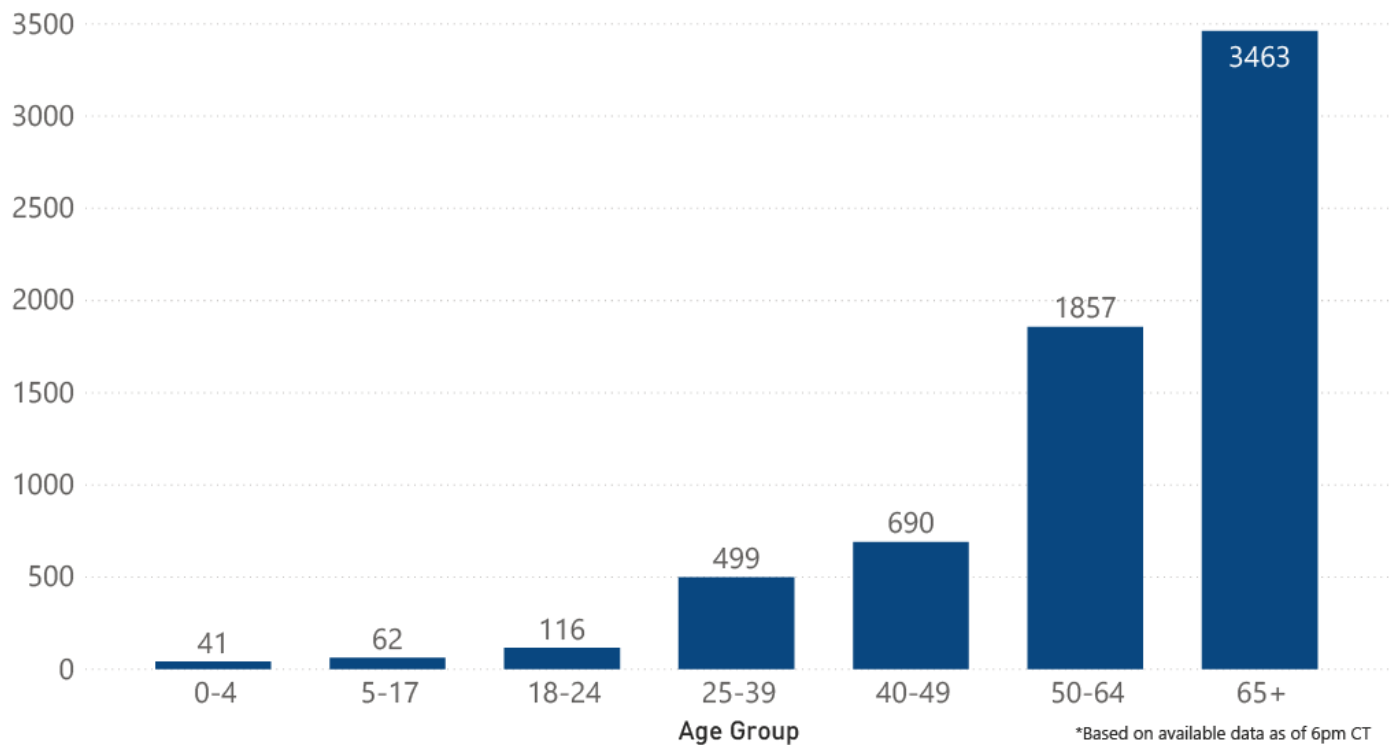
Race/Ethnicity ● Black (NH) ● White (NH) ● American Indian or Alaska Native (NH) ● Hispanic\*\* ● Other (NH) ● Asian (NH)



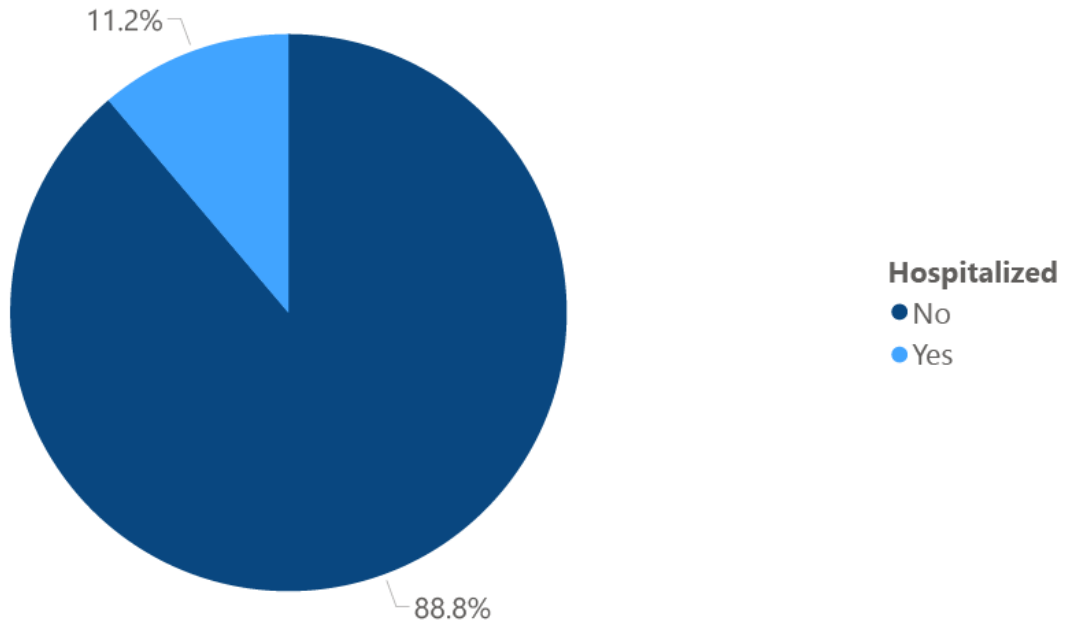
## COVID-19 Deaths by Race/Ethnicity through November 1, 2020\*, Mississippi



## COVID-19 Hospitalized Cases by Age through November 1, 2020\*, Mississippi

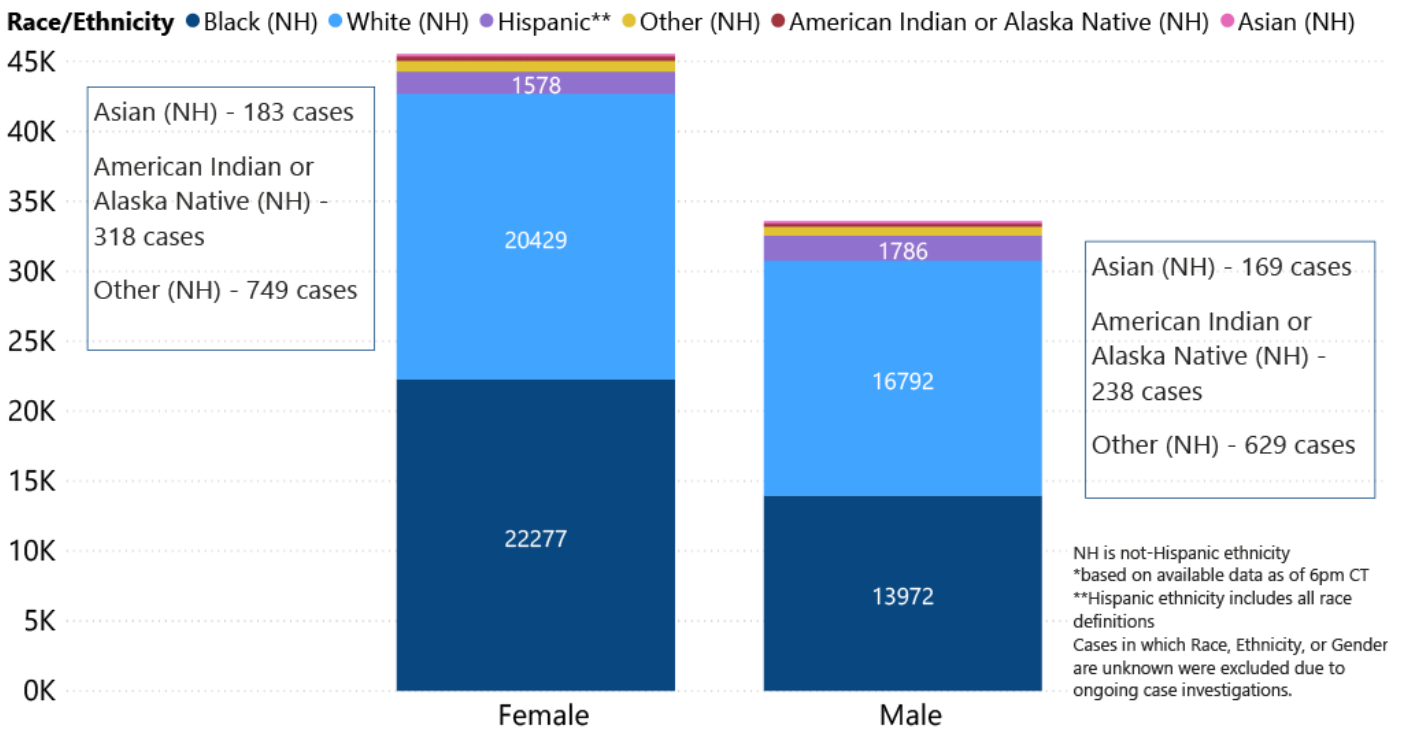


**COVID-19 Cumulative Hospitalizations-Invstigated Cases November 1, 2020 \***

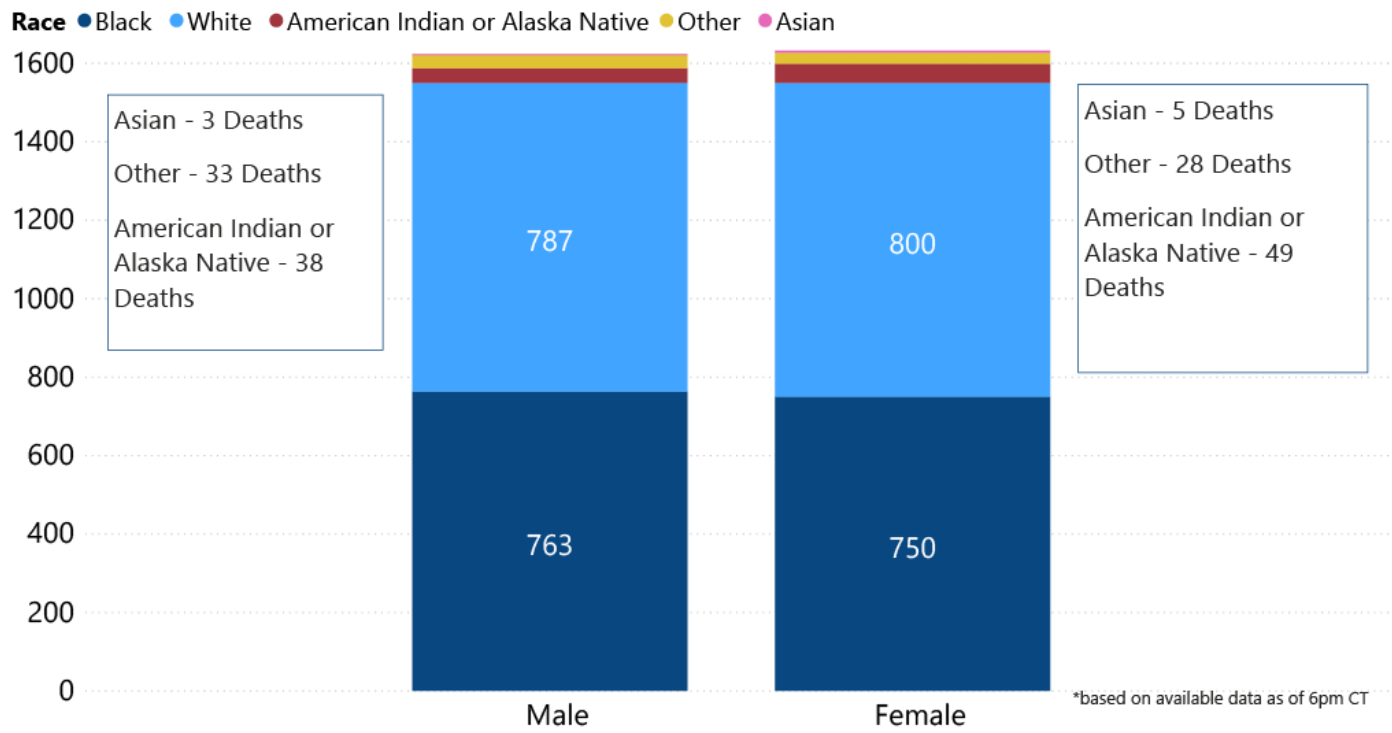


\* Cases in which hospitalization is unknown were excluded due to ongoing case investigations; based on available data as of 6 pm CT

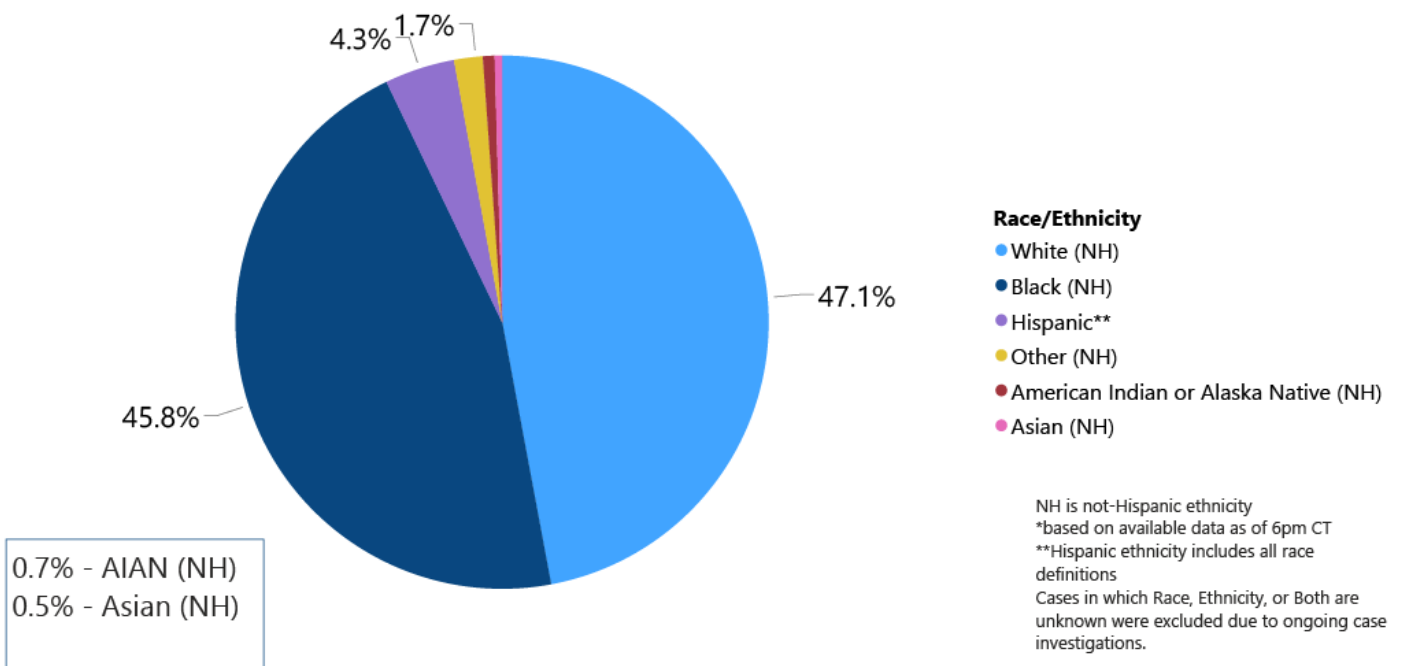
**COVID-19 Cases by Race/Ethnicity and Gender through November 1, 2020\*, Mississippi**



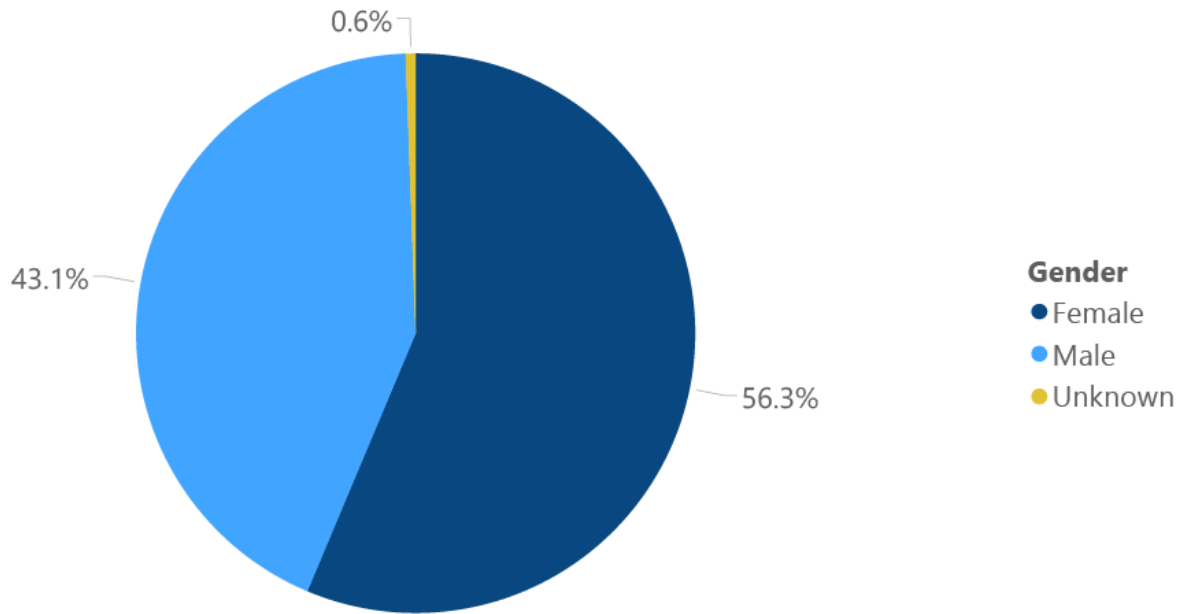
## COVID-19 Deaths by Race and Gender through November 1, 2020\*, Mississippi



## COVID-19 Cases by Race/Ethnicity through November 1, 2020\*, Mississippi



## COVID-19 Cases by Gender through November 1, 2020\*, Mississippi



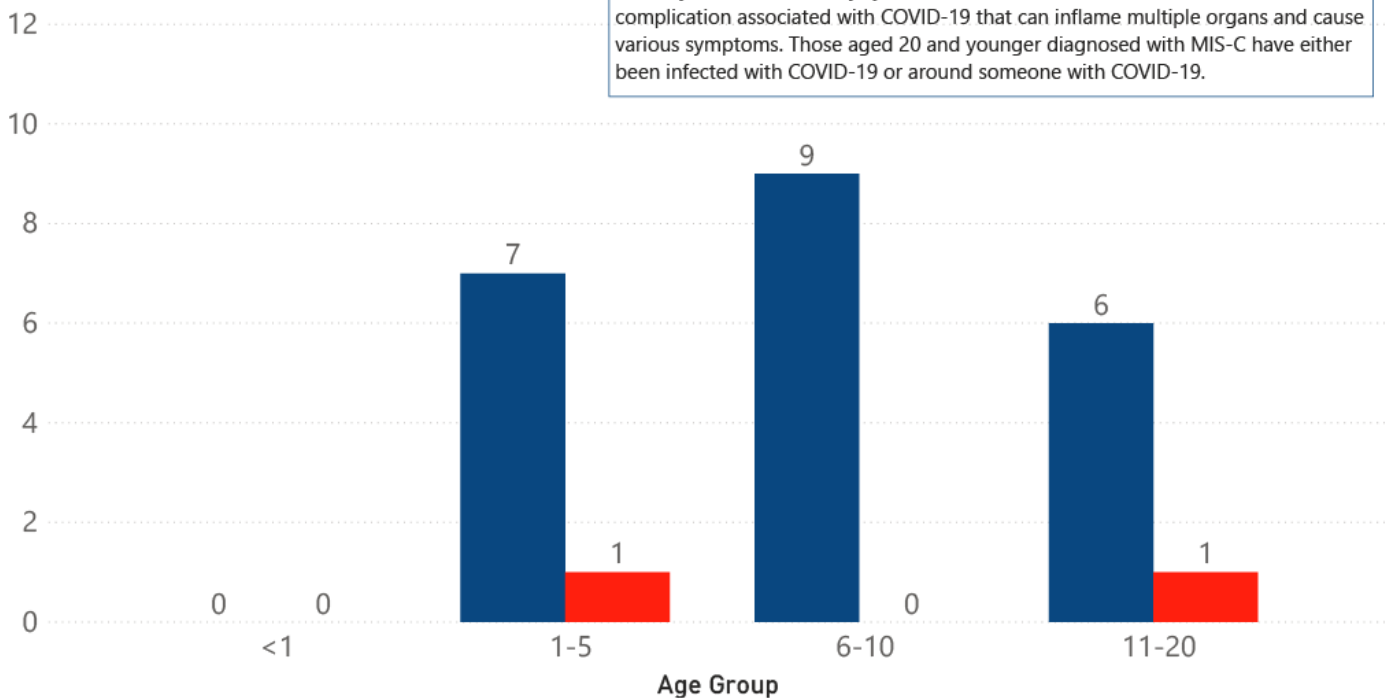
\*Based on available data as of 6pm CT

## Weekly Pediatric MIS-C Cases and Deaths

[Multisystem inflammatory syndrome in children \(MIS-C\)](#) is a rare but serious condition associated with COVID-19 that causes inflammation in many body parts, including the heart and other vital organs.

## MIS-C\* Cases and Deaths by Age Group through November 1, 2020, Mississippi

● MIS-C Cases ● MIS-C Deaths



## Weekly High Case and High Incidence Counties

Tracking counties with recent high numbers of COVID-19 cases, adjusted for population, provides insight on where local outbreaks are most serious, and where protective measures should be increased. For more accurate reporting, these weekly charts include sample collection dates only up to seven days in the past to allow for case investigation and delays in lab test reports.

Cases counts in these charts is based on the date of illness onset. If the date of illness is not known, the date the test sample was taken, or the date of test result reporting is used instead. Counts are adjusted as cases are investigated.

Counties are ranked by highest weekly case counts, and by weekly incidence (cases proportional to population). A separate table ranking all counties is also available. **All tables updated weekly.**

► [Full tables of counties ranked by weekly incidence and cases](#) PDF

### COVID-19 High Incidence MS Counties Over 2 Week Period (October 12- October 25, 2020\*)

County	Cases (October 12-October 25)	Cases per 100,000 (October 12-October 25)	Cases to Date (through October 25)	Cases per 100,000 Total	Percent Change
BENTON	70	847.6	365	4419.4	24%
CARROLL	81	814.3	497	4996.5	19%
HUMPHREYS	61	756.4	456	5654.8	15%
MARSHALL	248	702.7	1480	4193.3	20%
YALOBUSHA	81	669.0	554	4575.5	17%
COVINGTON	107	574.2	993	5328.4	12%
TIPPAH	126	572.3	938	4260.7	16%
ITAWAMBA	128	547.2	1158	4950.8	12%
DESOTO	921	498.0	7208	3897.4	15%
GEORGE	122	498.0	1007	4110.2	14%
LEFLORE	140	496.8	1698	6024.9	9%
PRENTISS	123	489.5	1082	4306.3	13%

\*based on available data as of 6pm CT  
 Cases based on test date. Cases without test date excluded due to ongoing investigations.  
 Table will be updated weekly. A one week lag is used for reporting.



## COVID-19 High Case MS Counties Over 2 Week Period (October 12-October 25, 2020\*)

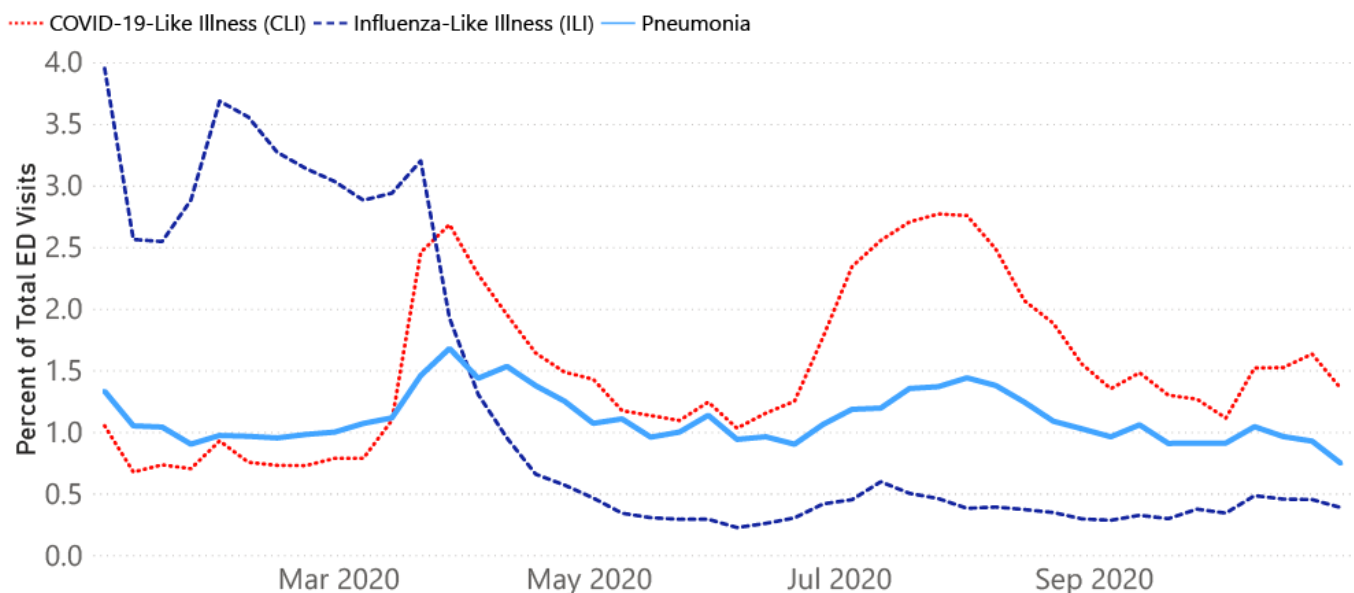
County	Cases (October 12-October 25)	Cases per 100,000 (October 12-October 25)	Cases to Date (through October 25)	Cases per 100,000 Total	Percent Change
DESOTO	921	498.0	7208	3897.4	15%
HARRISON	866	416.2	5438	2613.4	19%
JACKSON	611	425.4	4773	3323.4	15%
HINDS	474	204.5	8045	3470.1	6%
LEE	385	450.6	3630	4248.8	12%
RANKIN	366	235.7	4049	2607.7	10%
MADISON	257	241.8	3861	3633.1	7%
LAMAR	252	397.8	2314	3653.1	12%
MARSHALL	248	702.7	1480	4193.3	20%
FORREST	238	317.8	3111	4153.7	8%
LAUDERDALE	232	313.0	2526	3407.8	10%
JONES	218	320.1	2969	4359.9	8%

\*based on available data as of 6pm CT  
 Cases based on test date. Cases without test date excluded due to ongoing investigations.  
 Table will be updated weekly. A one week lag is used for reporting.

## Syndromic Surveillance

Emergency department visits by those with symptoms characteristic of COVID-19, influenza and pneumonia, updated weekly.

### Percentage of Emergency Department and Clinic visits for CLI, ILI, and Pneumonia Cases Weekly Statewide Summary, January 4, 2020 - October 31, 2020



\*The graph represents syndromic surveillance data from emergency department visits, reported electronically by hospitals throughout the state, that are consistent with COVID-19-Like Illness (CLI), Influenza-Like Illness (ILI), and Pneumonia. Based on available data as of 6pm CT. Graph will be updated weekly.

## Estimated Recoveries

Presumed COVID-19 cases recovered, estimated weekly (does not include cases still under investigation).

## COVID-19 Presumed Recovered Cases through November 1, 2020, Mississippi

# 105,839

## Presumed Recovered\*

\*Reflects Provisional Estimates. Presumed Recovered if:

- 1) It has been 14 days or more since the case tested positive, if they were not hospitalized
- 2) It has been 21 days or more since the case tested positive, if they were hospitalized or hospitalization was unknown.

All deaths excluded. Presumed recovered counts will be updated weekly.

## U.S. and World Cases

- ▶ [COVID-19 cases in the United States \(CDC\)](#)
- ▶ [U.S. COVID-19 Tracker \(CDC\)](#)
- ▶ [COVID-19 Global Case Map \(Johns Hopkins University\)](#)

## COVID-19 Testing

### Statewide Combined Testing as of October 31

COVID-19 testing providers around the state include commercial laboratories as well as hospital labs. Combined with testing done by the MSDH Public Health Laboratory, the figures provide a complete picture of all Mississippi testing. (Updated weekly)

**PCR** testing detects current, active COVID-19 infection in an individual.

**Antibody** (serology) testing identifies individuals with past COVID-19 infection based on antibodies they develop one to three weeks after infection.

**Antigen** testing is another way to identify current COVID-19 infection.

	Total tests	PCR	Antibody	Antigen
MSDH Public Health Laboratory	121,554	120,312	1,242	0
Other testing providers	973,798	822,266	44,631	106,901

Total tests for COVID-19 statewide	<b>1,095,352</b>	<b>942,578</b>	<b>45,873</b>	<b>106,901</b>
------------------------------------	------------------	----------------	---------------	----------------

## MSDH Individuals Tested as of November 3

MSDH Public Health Laboratory (MPHL) testing totals as of 3 p.m. These totals are for tests performed at the MPHL only.

- Total individuals tested by the MPHL: **84,174**
- Total positive individuals from MPHL tests: **9,149**

## Getting Tested for COVID-19

The MSDH Public Health Laboratory, its partners, and private providers are testing statewide for COVID-19.

Anyone with symptoms of fever, severe cough or severe chest pains – especially those who are older or in poor health – should make arrangements for testing with their doctor or one of the many healthcare providers now performing testing. Healthcare providers can assess your health history and symptoms, and perform testing for COVID-19 as needed. MSDH is also helping conduct free drive-up testing sites in many parts of the state. **Always call ahead to the testing provider for instructions on safely being examined before you visit for your test.**

- ▶ [Find a COVID-19 testing provider near you](#)

## Prevention and Guidance for Individuals and the Community

- ▶ [Preventive steps to take, recommendations, guidance and general information on COVID-19](#)

Our free newsletter includes monthly disease updates:



Last reviewed on Mar 5,  
2020

[error on this](#)

[email page](#)

[print](#)

### *Related resources*

- ▶ [IT IS REAL: COVID-19 as Told by Survivors](#)
- ▶ [Local COVID-19 Testing Providers](#)
- ▶ [COVID-19 Guidance and Prevention for Individuals and the Community](#)  
Updated November 3, 2020


### *More topics*

- ▶ [\[ Espanol, Tieng Viet, ASL \]](#)
- ▶ [County Data](#)
- ▶ [Diagnostic Testing EUA](#)
- ▶ [Handouts and Posters](#)
- ▶ [Healthcare Professionals](#)
- ▶ [Interactive Map and Charts](#)
- ▶ [Long-Term Care Outbreaks](#)
- ▶ [Prevention and Safety Guidance](#)
- ▶ [School Cases and Outbreaks](#)
- ▶ [Testing for COVID-19](#)

65 or older?

**Stay Home.  
Stay Safe.  
Stay Healthy.**

LEARN MORE



#### AGENCY

[About Us](#)

[Administration](#)

[Board of Health](#)

[County Offices](#)

[Institutional Review](#)

[Jobs](#)

[Locations](#)

[Public Health Laboratory](#)

[RFPs/Grants](#)

[More »](#)

[Intranet](#)

[OHIT+ER Service Center](#)

[Webmail](#)

#### INFORMATION

[Apps](#)

[Calendar of Events](#)

[Contact Us](#)

[Meetings](#)

[Health Resources](#)

[Hotlines](#)

[Locations](#)

[News](#)

[Newsletter](#)

[Phone Numbers](#)

[Español](#)

#### I NEED A ...

[Birth Certificate](#)

[Certificate of Need](#)

[Children's Health Insurance](#)

[Complaint Form](#)

Criminal History Check  
Death Certificate  
Divorce Record  
Food Permit  
Immunization Record  
J-1 Visa  
License Verification  
Marriage Record  
Professional License  
Public Records Request  
Wastewater Application

#### **PUBLICATIONS**

Annual Report  
CON Weekly Reports  
Health Facilities Directory  
Mississippi Morbidity Reports  
Public Health Report  
State Health Plan  
Strategic Plan  
*More »*

Mississippi State Department of Health • 570 East Woodrow Wilson Dr • Jackson, MS 39216 • 866-HLTHY4U • Contact and information

