



Coronavirus Disease 2019 (COVID-19)

Updated November 6, 2020

The national Centers for Disease Control and Prevention (CDC) and the Mississippi State Department of Health continue to closely monitor the outbreak of respiratory illnesses caused by the novel (new) coronavirus COVID-19, and are working to limit the spread of cases nationally and in Mississippi.

Mississippi Coronavirus Hotline (7 days a week, 7 a.m.-7 p.m.): **877-978-6453**

General Information

- ▶ [COVID-19 and You: Video Q & A with State Health Officer Dr. Thomas Dobbs](#)
- ▶ [COVID-19 overview, questions and answers](#)
- ▶ [Guidance, prevention and testing](#)
- ▶ [Handouts: Basic disease prevention, handwashing and more](#)
- ▶ [ASL, Spanish and Vietnamese materials](#)

Home isolation is mandatory if you have tested positive for COVID-19 by [order of the State Health Officer](#). (If you are awaiting results of routine testing *not* related to exposure, you may [return to work](#) and follow the safety guidance of your employer.) If you have been in contact with someone who has COVID-19, quarantine is also important to protect others. [Find out more »](#)

Professionals

Guidance and more →

- ▶ [MSDH healthcare guidance](#)
- ▶ [Electronic reporting](#)
- ▶ [Specimens](#)
- ▶ [Lab dropoff](#)
- ▶ [CDC guidance](#)
- ▶ [MS-HAN Alerts](#)

[ALL HEALTHCARE](#)

Current Cases and Statistics

County and state data →

- ▶ [Today's update](#)
- ▶ [County data reports](#)
- ▶ [State data charts](#)
- ▶ [Schools and LTC facilities](#)
- ▶ [Lab testing](#)
- ▶ [Recoveries](#)

[ALL STATISTICS](#)

Guidance, Testing and Prevention

Personal and community →

- ▶ [Getting tested](#)
- ▶ [Personal protection](#)
- ▶ [Gatherings and events](#)
- ▶ [Business and community](#)
- ▶ [School guidelines](#)
- ▶ [State agencies](#)

[ALL GUIDANCE](#)

COVID-19 in Mississippi

New Cases and Deaths as of November 5

NEW CASES

967

NEW DEATHS

14

New COVID-19 related deaths reported to MSDH as of 6 p.m. yesterday. Eight deaths occurred between November 3 and November 5 in the counties below.

| County | Total |
|------------|-------|
| Itawamba | 1 |
| Lee | 1 |
| Lincoln | 1 |
| Prentiss | 1 |
| Sunflower | 1 |
| Tate | 1 |
| Tippah | 1 |
| Washington | 1 |

6 COVID-19 related deaths occurred between October 13 and October 30, identified from death certificate reports.

| County | Total |
|------------|-------|
| Forrest | 1 |
| Hancock | 1 |
| Jackson | 1 |
| Lauderdale | 1 |
| Leake | 1 |
| Neshoba | 1 |

LTC OUTBREAKS

113

Current outbreaks in long-term care facilities only. (See [LTC facility outbreak definition](#).)

About our case counts: We currently update our case totals each day based on test results from the previous day. Outside laboratories also report positive test results to us, which are included in our totals. Repeated tests for the same individual are counted only once. County case numbers and deaths may change as investigation finds new or additional information.

County COVID-19 Data

Race and Ethnicity

- ▶ [Total COVID-19 cases and deaths by county, race and ethnicity](#) PDF
Current and past data tables, updated daily

Data Snapshots for Individual Counties

- ▶ [Weekly COVID-19 snapshots for each Mississippi county](#)

High Cases and Incidence

- ▶ [Mississippi counties ranked by weekly cases and incidence](#)

Cumulative Cases and Deaths by County

Totals of all reported COVID-19 cases for 2020, including those in long-term care (LTC) facilities.

The numbers in this table are provisional. County case numbers and deaths may change as investigation finds new or additional information. The data provided below is the most current available.

| County | Total Cases | Total Deaths | Total LTC Facility Cases | Total LTC Facility Deaths |
|---------------------------|----------------|--------------|--------------------------|---------------------------|
| Adams | 1155 | 46 | 64 | 14 |
| Alcorn | 1186 | 14 | 72 | 3 |
| Amite | 441 | 14 | 15 | 2 |
| Attala | 844 | 27 | 91 | 20 |
| Benton | 403 | 12 | 45 | 7 |
| Bolivar | 2125 | 81 | 220 | 30 |
| Calhoun | 649 | 13 | 25 | 4 |
| Carroll | 557 | 12 | 45 | 9 |
| Chickasaw | 897 | 31 | 47 | 14 |
| Choctaw | 229 | 7 | 1 | 0 |
| Claiborne | 550 | 16 | 43 | 9 |
| Clarke | 812 | 53 | 93 | 27 |
| Clay | 754 | 23 | 20 | 3 |
| Coahoma | 1306 | 37 | 105 | 7 |
| Copiah | 1432 | 38 | 72 | 9 |
| Covington | 1046 | 31 | 64 | 14 |
| De Soto | 8036 | 82 | 83 | 17 |
| Total | 124,854 | 3,419 | 6,984 | 1,346 |

| County | Total Cases | Total Deaths | Total LTC Facility Cases | Total LTC Facility Deaths |
|--------------------|----------------|--------------|--------------------------|---------------------------|
| Forrest | 3256 | 82 | 176 | 41 |
| Franklin | 260 | 3 | 4 | 1 |
| George | 1077 | 21 | 36 | 6 |
| Greene | 507 | 18 | 40 | 6 |
| Grenada | 1266 | 42 | 114 | 21 |
| Hancock | 949 | 33 | 54 | 8 |
| Harrison | 5939 | 91 | 289 | 34 |
| Hinds | 8429 | 181 | 479 | 80 |
| Holmes | 1164 | 60 | 102 | 20 |
| Humphreys | 481 | 18 | 27 | 7 |
| Issaquena | 107 | 4 | 0 | 0 |
| Itawamba | 1250 | 30 | 88 | 17 |
| Jackson | 5248 | 101 | 113 | 10 |
| Jasper | 726 | 19 | 1 | 0 |
| Jefferson | 291 | 11 | 13 | 3 |
| Jefferson Davis | 457 | 13 | 8 | 1 |
| Jones | 3104 | 84 | 187 | 38 |
| Kemper | 342 | 15 | 41 | 9 |
| Lafayette | 2674 | 43 | 123 | 28 |
| Lamar | 2466 | 41 | 41 | 11 |
| Lauderdale | 2773 | 136 | 268 | 74 |
| Lawrence | 593 | 14 | 26 | 2 |
| Leake | 1196 | 43 | 42 | 7 |
| Lee | 3959 | 85 | 194 | 38 |
| Leflore | 1808 | 88 | 194 | 47 |
| Lincoln | 1516 | 62 | 162 | 36 |
| Lowndes | 1947 | 62 | 102 | 33 |
| Madison | 4005 | 94 | 238 | 45 |
| Marion | 997 | 46 | 92 | 15 |
| Marshall | 1650 | 34 | 56 | 12 |
| Monroe | 1640 | 75 | 172 | 52 |
| Montgomery | 601 | 23 | 52 | 9 |
| Neshoba | 1938 | 112 | 130 | 40 |
| Total | 124,854 | 3,419 | 6,984 | 1,346 |

| County | Total Cases | Total Deaths | Total LTC Facility Cases | Total LTC Facility Deaths |
|--------------|----------------|--------------|--------------------------|---------------------------|
| Newton | 904 | 28 | 40 | 10 |
| Noxubee | 620 | 17 | 20 | 4 |
| Oktibbeha | 2132 | 57 | 193 | 31 |
| Panola | 1802 | 41 | 60 | 8 |
| Pearl River | 1255 | 62 | 95 | 23 |
| Perry | 553 | 23 | 20 | 7 |
| Pike | 1442 | 56 | 98 | 27 |
| Pontotoc | 1645 | 21 | 18 | 2 |
| Prentiss | 1164 | 21 | 48 | 3 |
| Quitman | 434 | 7 | 0 | 0 |
| Rankin | 4373 | 88 | 181 | 23 |
| Scott | 1318 | 29 | 21 | 3 |
| Sharkey | 293 | 15 | 43 | 8 |
| Simpson | 1288 | 50 | 122 | 19 |
| Smith | 633 | 16 | 55 | 8 |
| Stone | 540 | 14 | 55 | 9 |
| Sunflower | 1719 | 53 | 83 | 15 |
| Tallahatchie | 895 | 26 | 29 | 7 |
| Tate | 1343 | 40 | 56 | 14 |
| Tippah | 1021 | 26 | 61 | 2 |
| Tishomingo | 878 | 41 | 96 | 26 |
| Tunica | 553 | 17 | 15 | 2 |
| Union | 1330 | 25 | 46 | 11 |
| Walthall | 673 | 27 | 67 | 13 |
| Warren | 1606 | 56 | 125 | 26 |
| Washington | 2760 | 105 | 180 | 39 |
| Wayne | 1061 | 22 | 59 | 10 |
| Webster | 387 | 13 | 52 | 11 |
| Wilkinson | 351 | 21 | 20 | 5 |
| Winston | 923 | 22 | 44 | 11 |
| Yalobusha | 593 | 23 | 78 | 15 |
| Yazoo | 1327 | 36 | 135 | 14 |
| Total | 124,854 | 3,419 | 6,984 | 1,346 |

Mississippi investigates and reports both probable and confirmed cases and deaths according to the [CSTE case definition](#).

| | Confirmed | Probable | Total |
|--------|-----------|----------|----------------|
| Cases | 107,405 | 17,449 | 124,854 |
| Deaths | 3,063 | 356 | 3,419 |

Confirmed cases and deaths are generally determined by positive PCR tests, which detect the presence of ongoing coronavirus infection.

Probable cases are those who test positive by other testing methods such as antibody or antigen, and have recent symptoms consistent with COVID-19, indicating a recent infection.

Probable deaths are those individuals with a designation of COVID-19 as a cause of death on the death certificate, but where no confirmatory testing was performed.

Deaths from COVID-19 and Other Causes

This table of death counts compares COVID-19 deaths in Mississippi by week with deaths from other major causes, including contributing and underlying causes.

- ▶ [Mississippi Provisional Death Counts by Week](#)
Updated weekly

K-12 School Report

Mississippi K-12 schools make weekly reports of cases among students, teachers and staff, number of outbreaks, and teachers and students under quarantine as a result of COVID-19 exposure. An outbreak in a school setting is defined as 3 or more individuals diagnosed with COVID-19 in the same group within a 14-day period.

Note: These cases have been directly reported to MSDH by each school, and may not yet have appeared in our state and county totals of cases reported by laboratories.

- ▶ [K-12 reports of COVID-19 school cases, outbreaks and exposure](#)
Updated weekly

Long-Term Care Facility Cases and Outbreaks

Long-term care (LTC) facilities like nursing homes are considered high risk locations because their residents are older or in poor health. A single confirmed COVID-19 infection in an LTC facility resident, or more than one infection in employees or staff in a 14-day period constitutes an outbreak. Residential care facilities also represent group living facilities where COVID-19 can be easily spread. We investigate residents, staff and close contacts of infected individuals for possible exposure.

These outbreak figures are reported directly to MSDH by the facility. Many of the cases and deaths reported by facilities may not yet be included in our totals of lab-reported cases.

- ▶ [Mississippi COVID-19 cases and deaths in long-term care facilities](#) PDF
Long-term care facilities include nursing homes, personal care homes, assisted living homes, and intermediate care facilities for individuals with intellectual disability (ICF-IID)
- ▶ [Mississippi COVID-19 cases and deaths in residential care facilities](#) PDF
Residential care facilities include psychiatric or chemical dependency residential treatment centers and long-term acute care facilities.

Ongoing Outbreaks in Nursing Homes

Because nursing homes report COVID-19 data directly to the Centers for Medicare and Medicaid (CMS), we have replaced our usual long-term care facility report with the most recent CMS nursing home data, avoiding duplicate reporting requirements for these facilities.

Data such as illness in residents and staff, deaths in residents, as well as a number of other data elements are now publicly available on the CMS website. MSDH is providing the following links to view this data, which is reported directly by the Nursing Homes and is updated daily.

Note: Cases and deaths listed on the CMS website may not have appeared yet in our county totals, which are based on reports from testing laboratories.

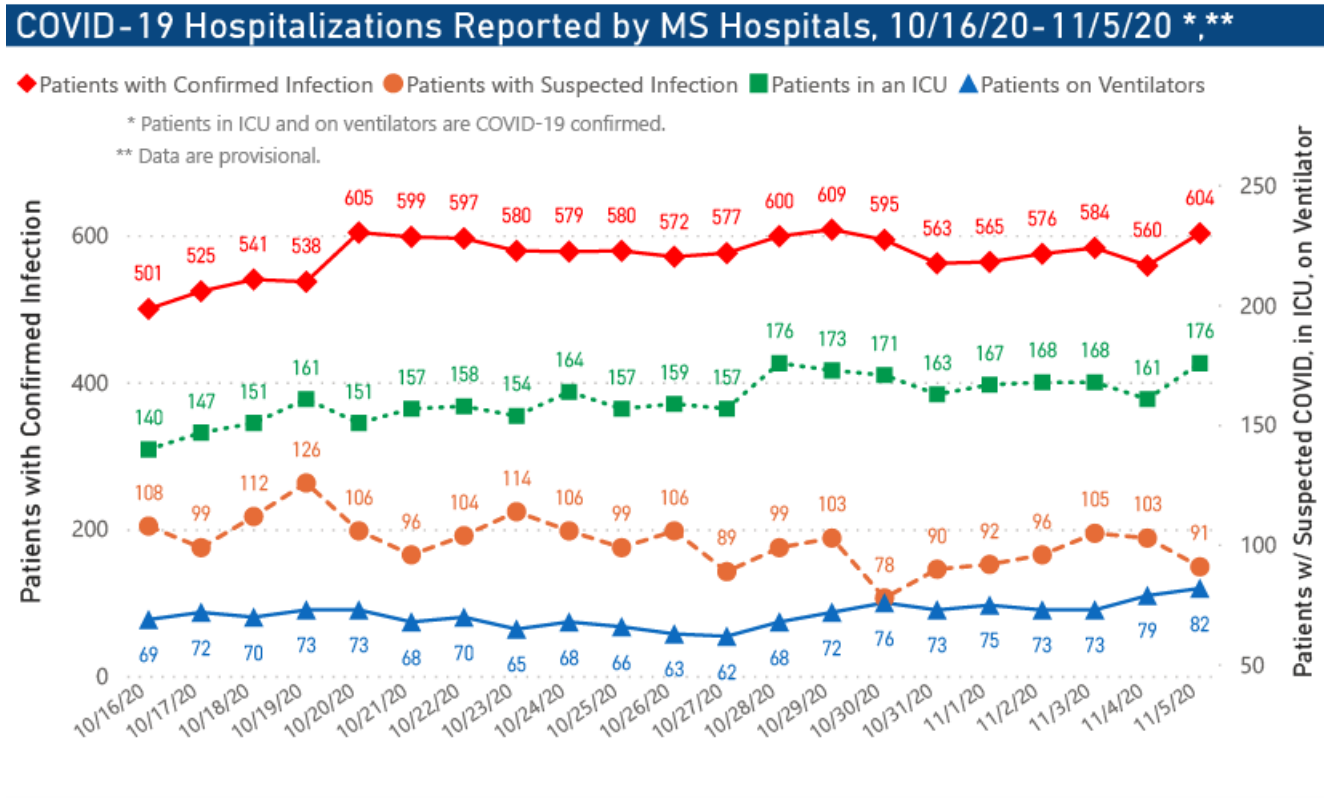
- ▶ [Search for nursing home COVID-19 data](#)
- ▶ [About the CMS COVID-19 dataset](#)
- ▶ [CMS state and national COVID-19 nursing home data](#)

Mississippi COVID-19 Data Charts and Map

All data reports below are updated as they become available.

Hospitalizations and Bed Availability

- ▶ [Interactive chart of hospitalizations by date](#)
- ▶ [Interactive chart of local and state hospital bed availability](#)



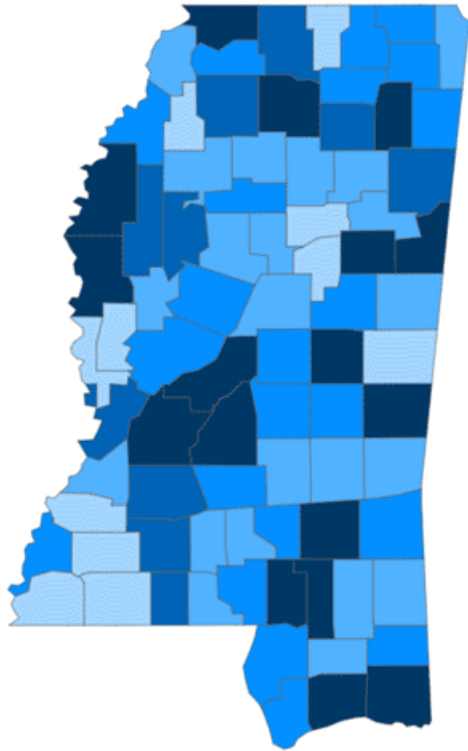
Daily Statewide Data Charts

Our state case map and other data charts are also available in interactive form.

- ▶ [View interactive map](#)
- ▶ [View interactive epidemiological trend and syndromic surveillance](#)

The charts below are based on available data at the time of publication. Charts do **not** include cases where insufficient details of the case are known.

Mississippi COVID-19 Cases and Deaths by Race with Ethnicity as of 6 pm CT, November 5, 2020



● 1 to 450 ● 451 to 900 ● 901 to 1350 ● 1351 to 1900 ● >1900

Total Cases

124,854

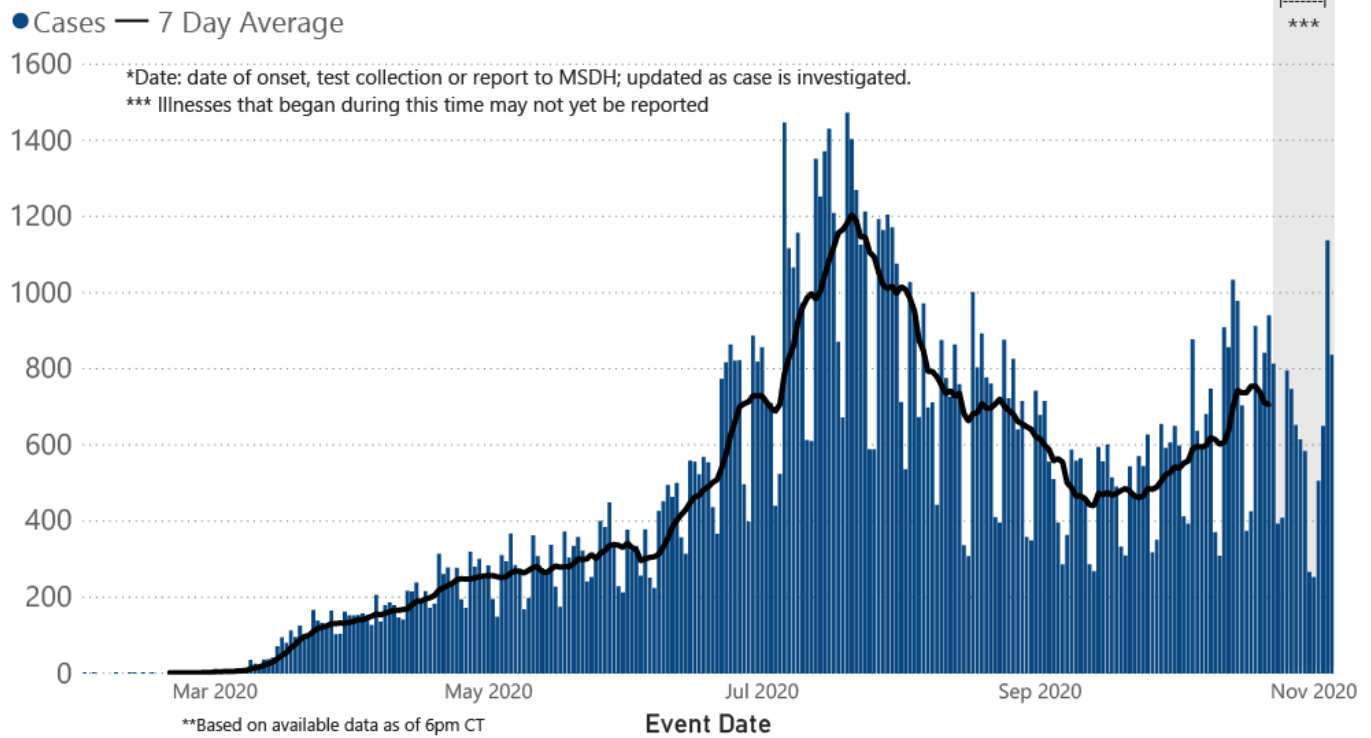
| | American Indian or Alaska Native | Asian | Black | White | Other | Unknown |
|-------------------|----------------------------------|-------|--------|--------|-------|---------|
| Non Hispanic | 573 | 363 | 37,428 | 39,349 | 1,408 | 608 |
| Hispanic | 21 | 14 | 177 | 1,058 | 1,993 | 194 |
| Unknown Ethnicity | 802 | 99 | 8,580 | 10,184 | 5,052 | 16,951 |

Total Deaths

3,419

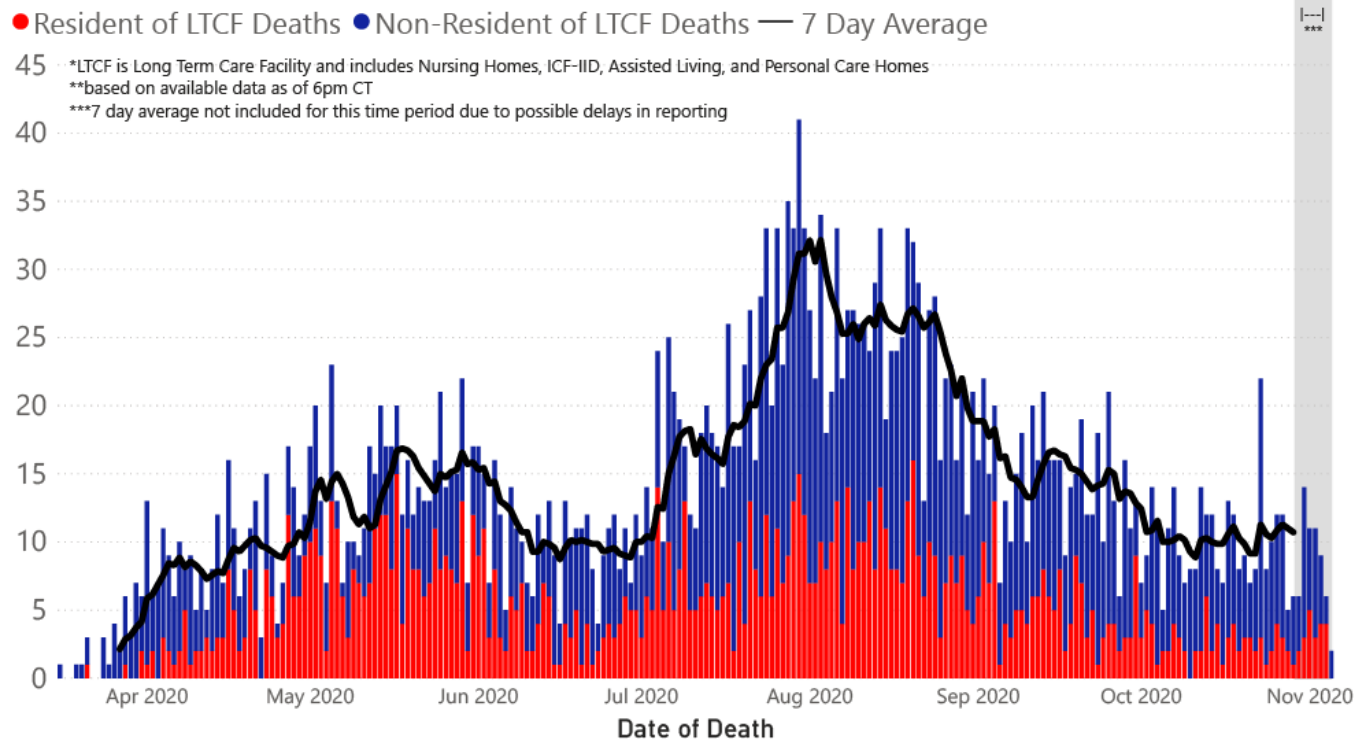
| | American Indian or Alaska Native | Asian | Black | White | Other | Unknown |
|-------------------|----------------------------------|-------|-------|-------|-------|---------|
| Non Hispanic | 65 | 3 | 1,366 | 1,377 | 19 | 4 |
| Hispanic | 1 | 0 | 7 | 20 | 14 | 1 |
| Unknown Ethnicity | 21 | 5 | 174 | 232 | 29 | 81 |

COVID-19 Cases by Date* through November 5, 2020**, Mississippi

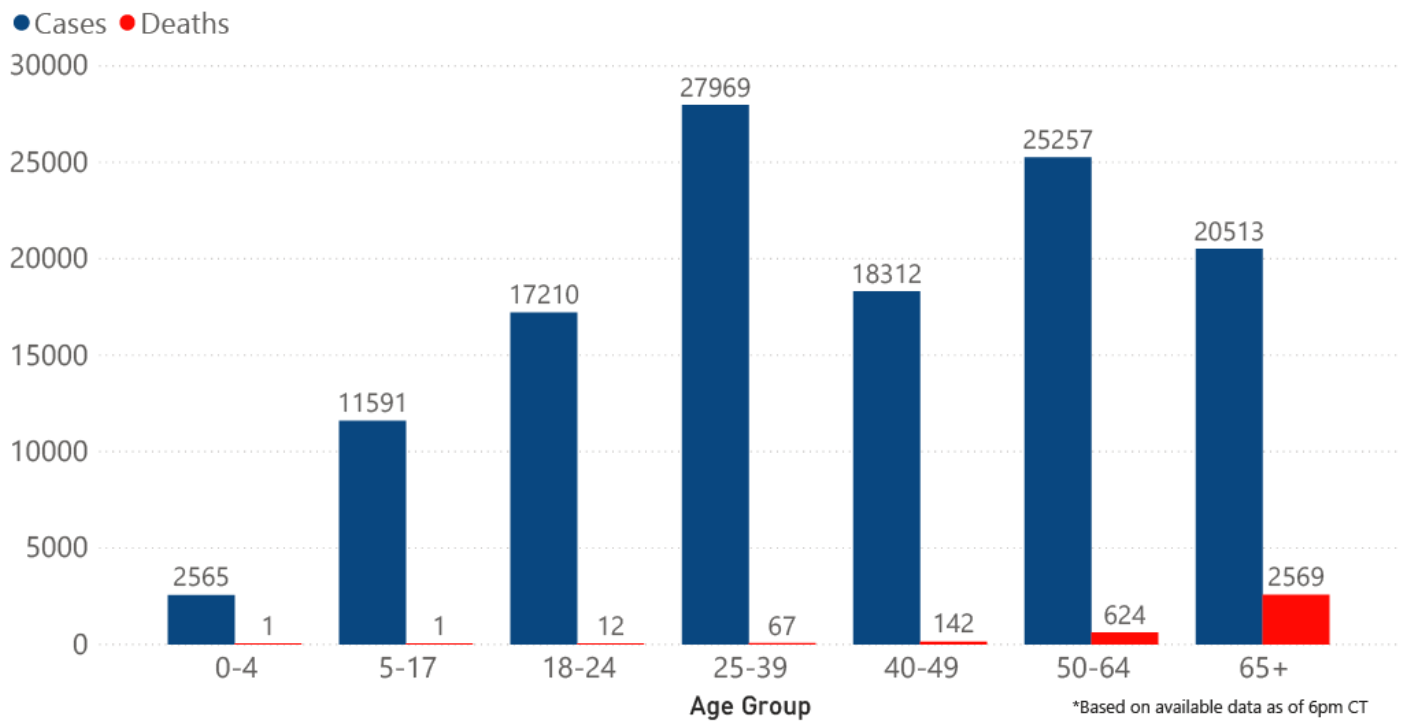


Note: Values up to two weeks in the past on the chart of Cases by Date above can change as we update it with new information from disease investigation.

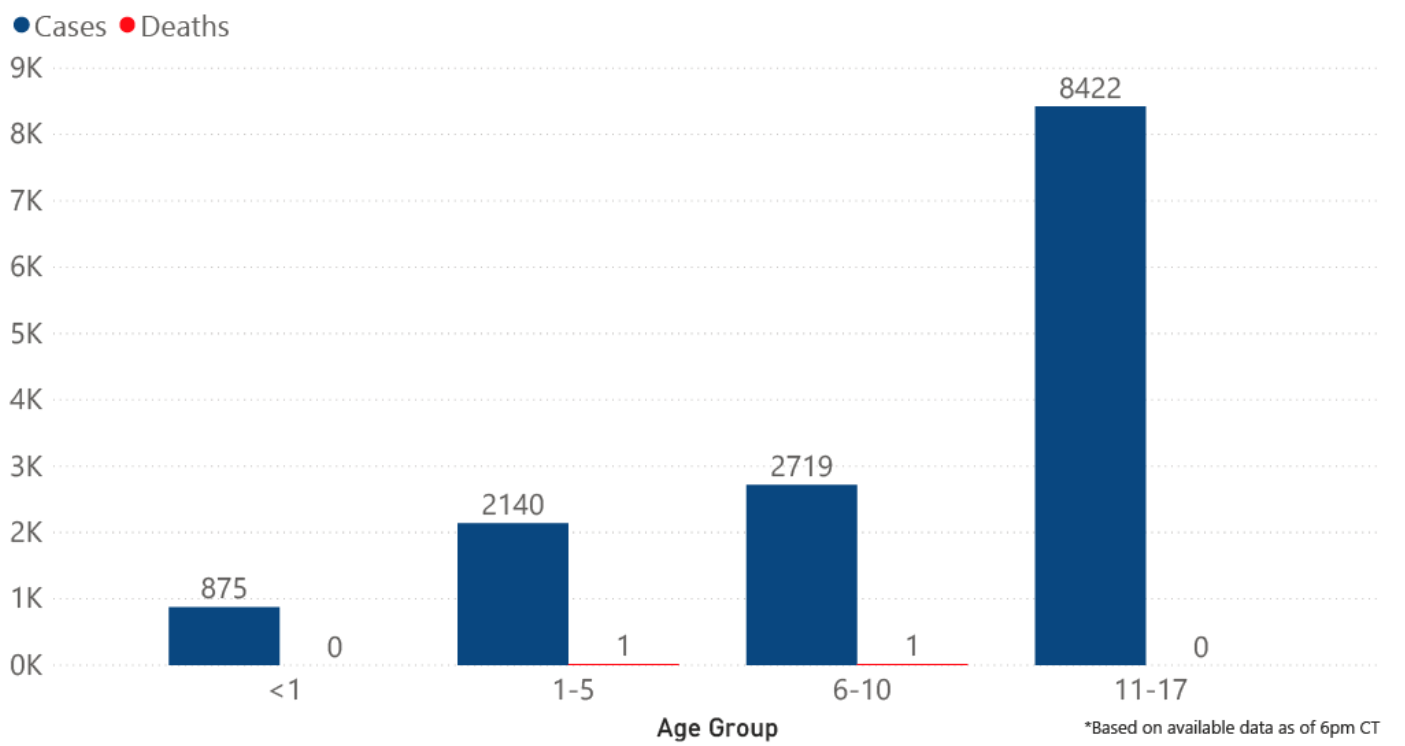
COVID-19 LTCF* and Non-LTCF Deaths by Date of Death through November 5, 2020**, Mississippi



COVID-19 Cases and Deaths by Age Group through November 5, 2020*, Mississippi

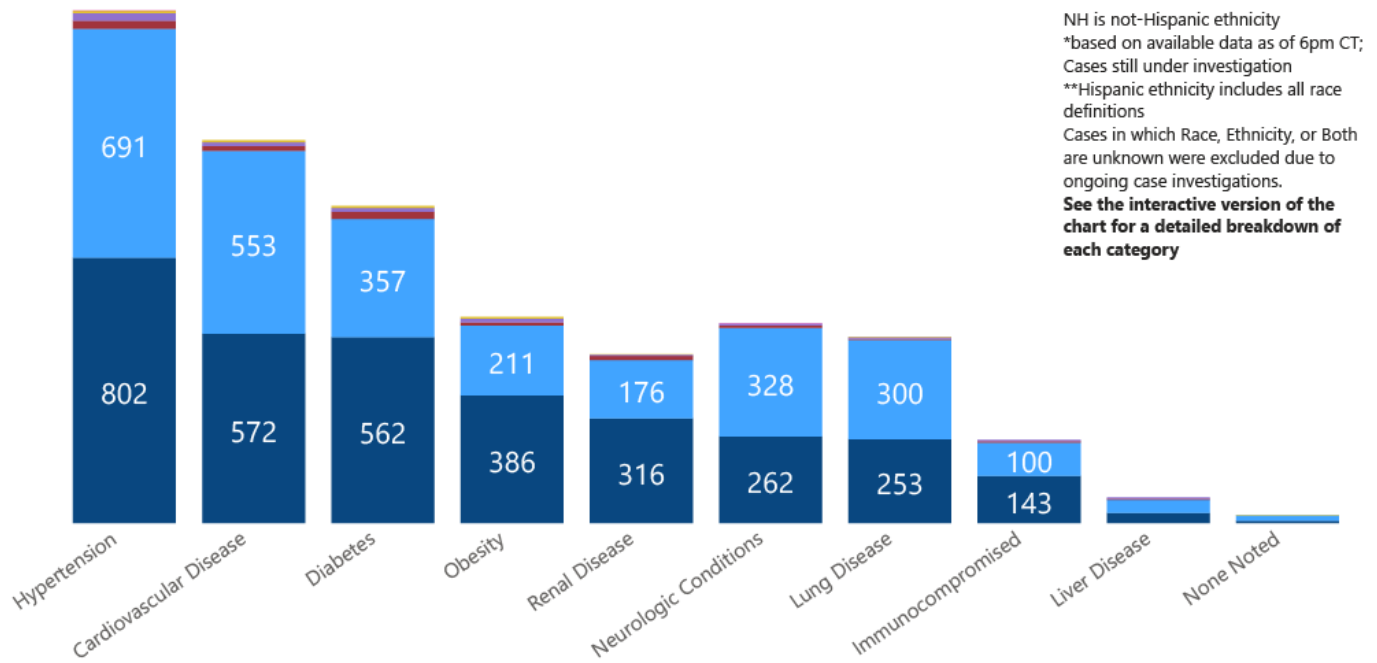


COVID-19 Pediatric Cases and Deaths by Age Group through November 5, 2020*, Mississippi

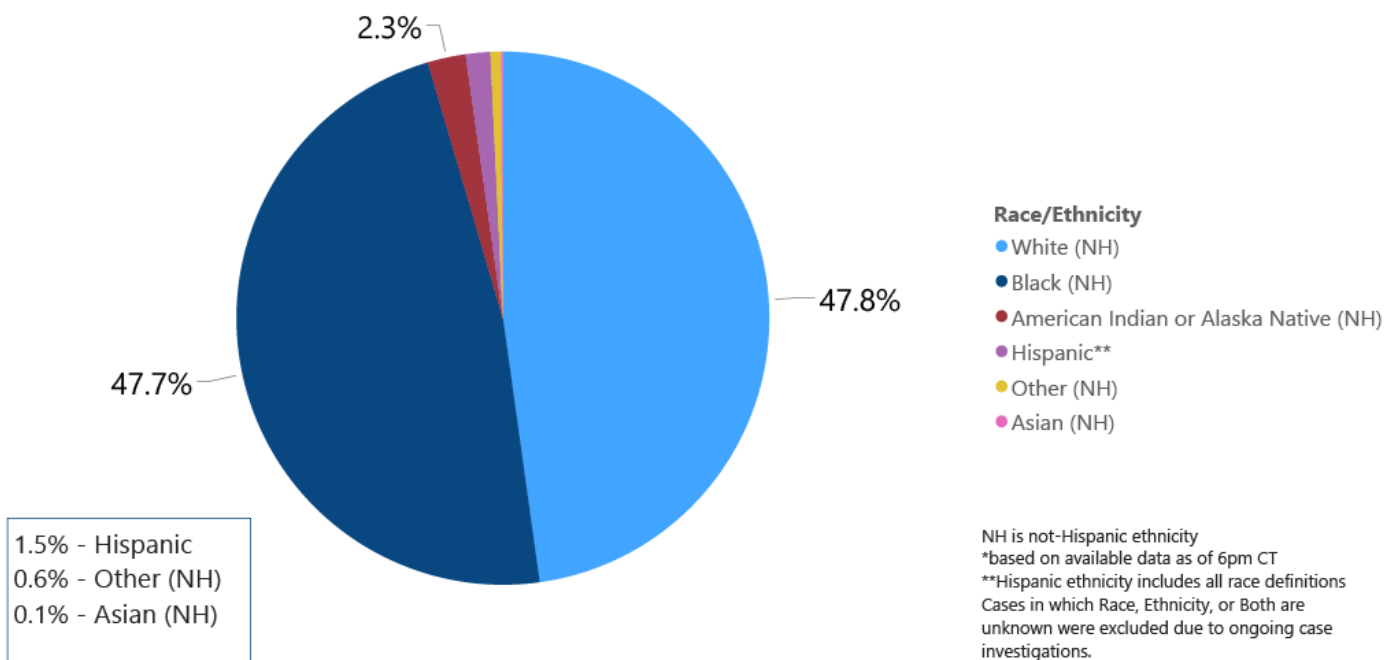


COVID-19 Underlying Conditions in Deaths by Race/Ethnicity through November 1, 2020*, Mississippi

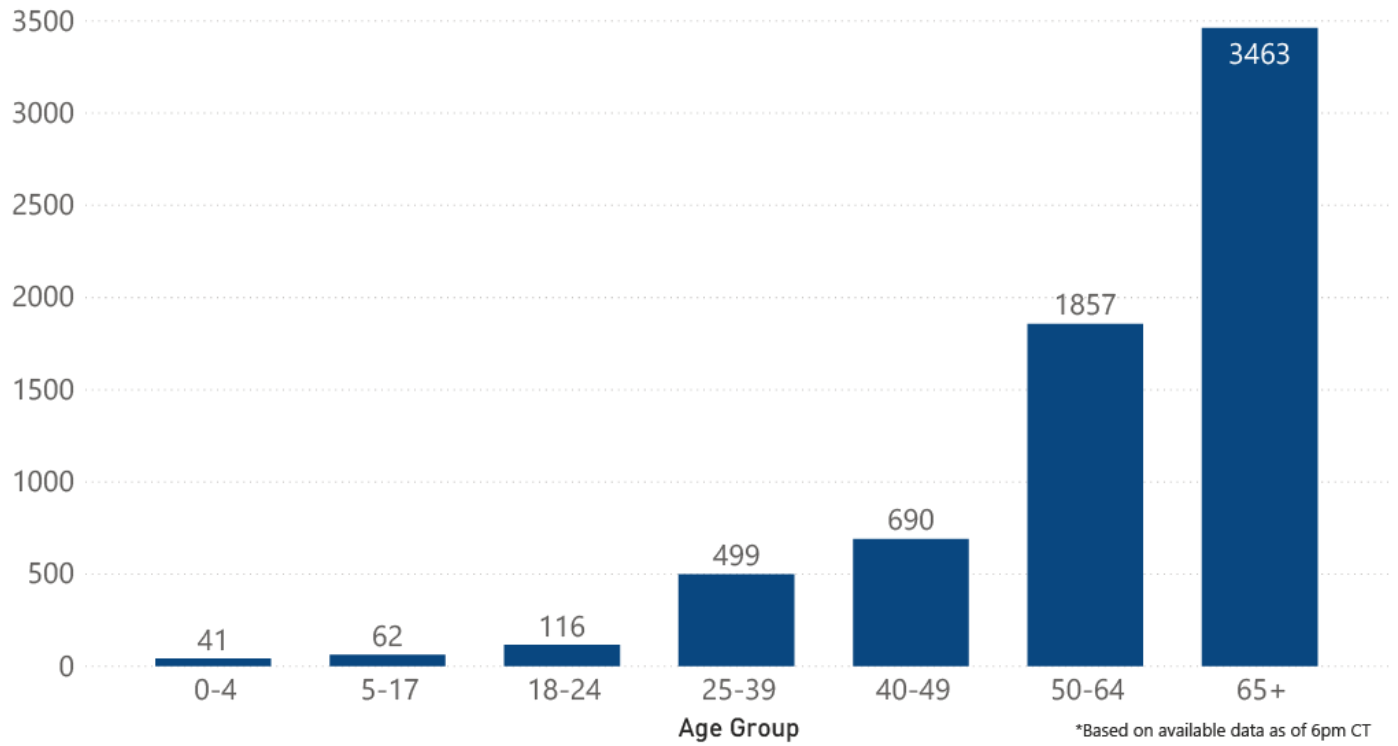
Race/Ethnicity ● Black (NH) ● White (NH) ● American Indian or Alaska Native (NH) ● Hispanic** ● Other (NH) ● Asian (NH)



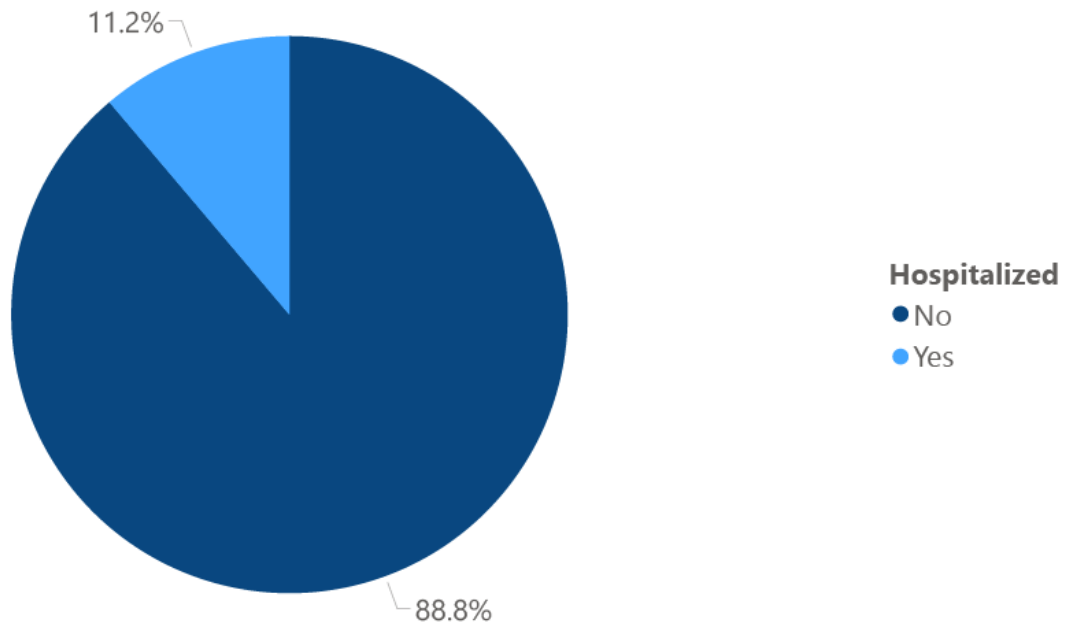
COVID-19 Deaths by Race/Ethnicity through November 1, 2020*, Mississippi



COVID-19 Hospitalized Cases by Age through November 1, 2020*, Mississippi

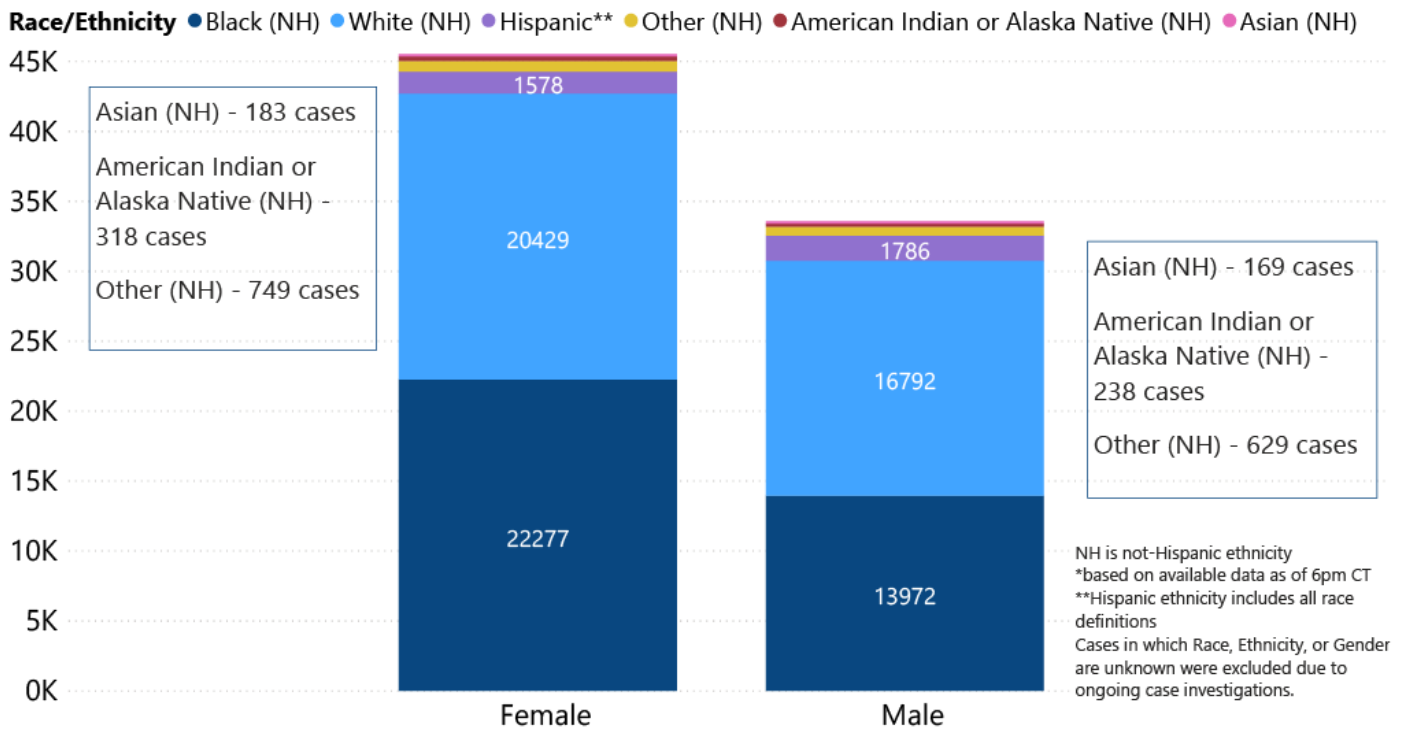


COVID-19 Cumulative Hospitalizations- Investigated Cases November 1, 2020 *

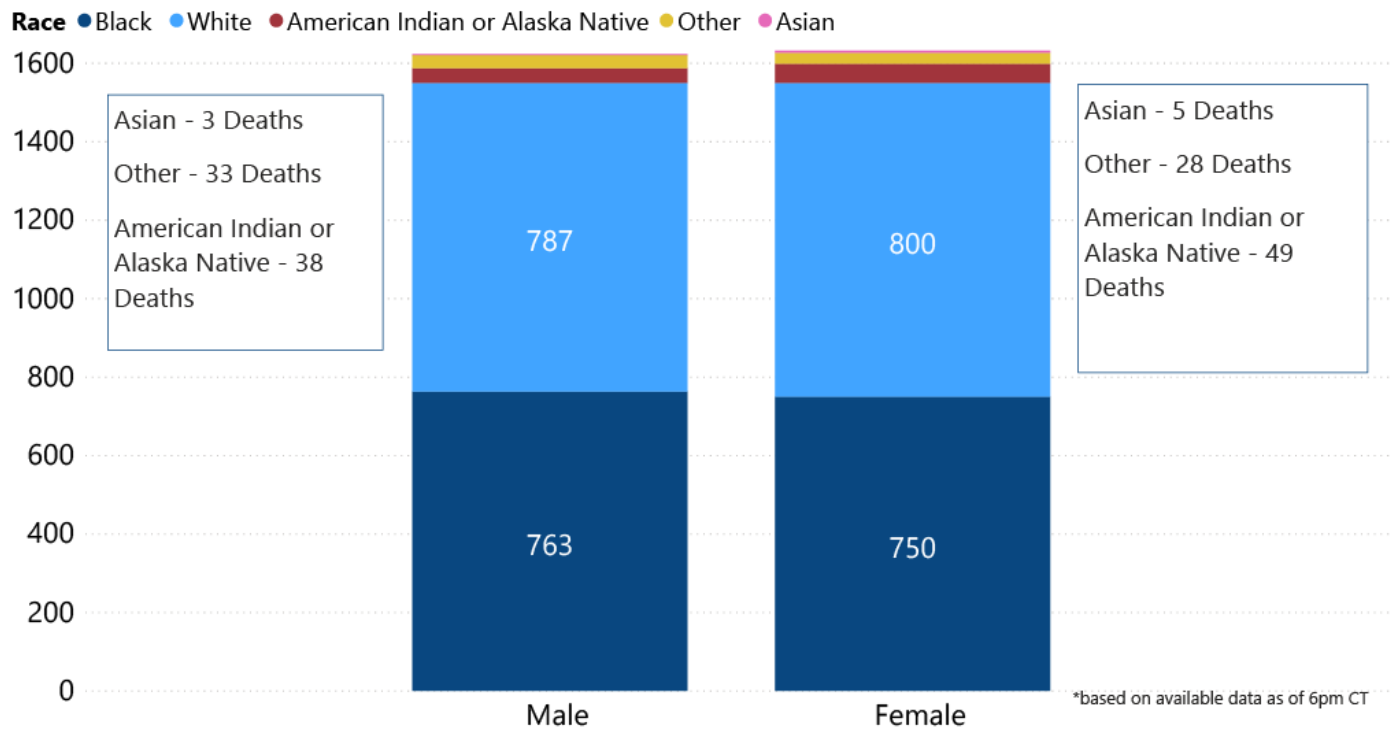


* Cases in which hospitalization is unknown were excluded due to ongoing case investigations; based on available data as of 6 pm CT

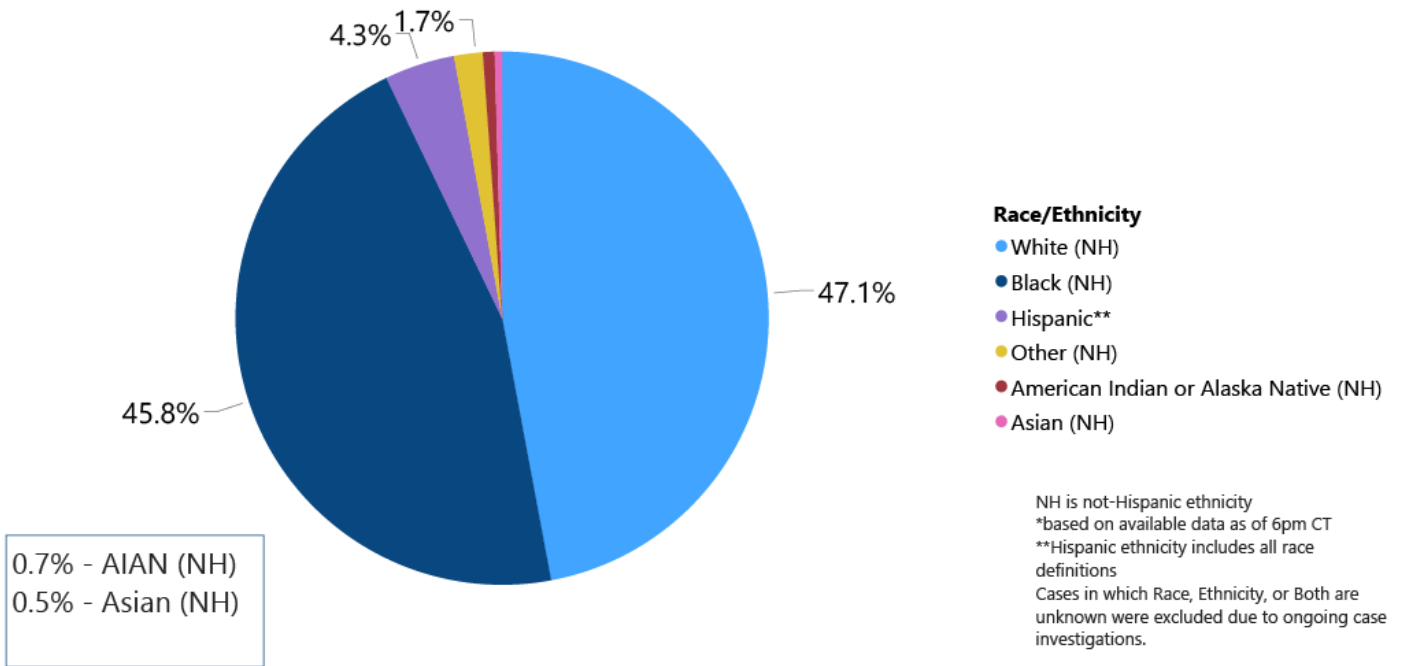
COVID-19 Cases by Race/Ethnicity and Gender through November 1, 2020*, Mississippi



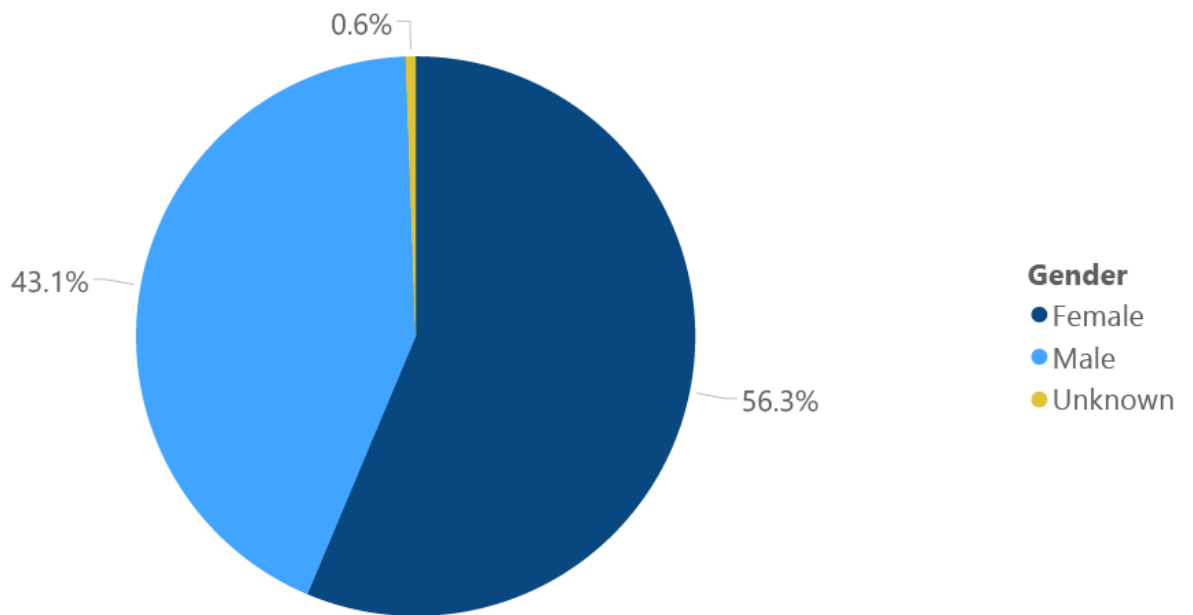
COVID-19 Deaths by Race and Gender through November 1, 2020*, Mississippi



COVID-19 Cases by Race/Ethnicity through November 1, 2020*, Mississippi



COVID-19 Cases by Gender through November 1, 2020*, Mississippi



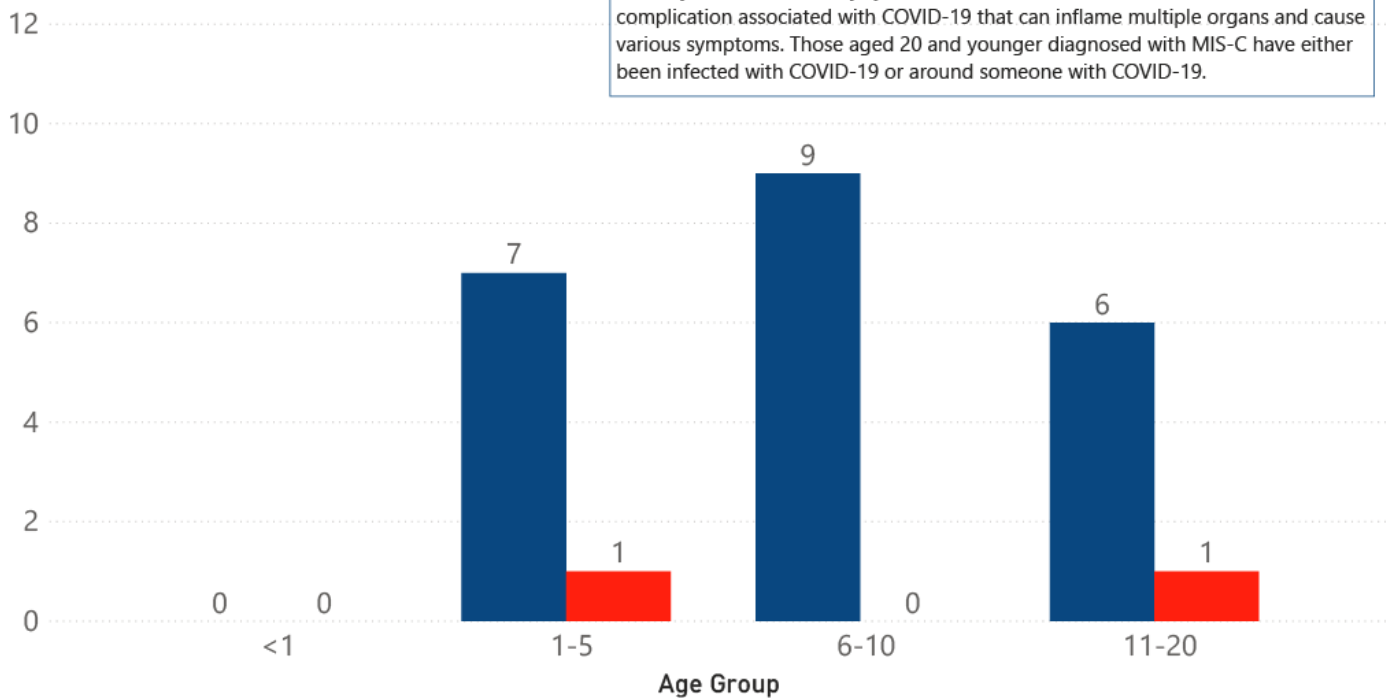
*Based on available data as of 6pm CT

Weekly Pediatric MIS-C Cases and Deaths

[Multisystem inflammatory syndrome in children \(MIS-C\)](#) is a rare but serious condition associated with COVID-19 that causes inflammation in many body parts, including the heart and other vital organs.

MIS-C* Cases and Deaths by Age Group through November 1, 2020, Mississippi

● MIS-C Cases ● MIS-C Deaths



Weekly High Case and High Incidence Counties

Tracking counties with recent high numbers of COVID-19 cases, adjusted for population, provides insight on where local outbreaks are most serious, and where protective measures should be increased. For more accurate reporting, these weekly charts include sample collection dates only up to seven days in the past to allow for case investigation and delays in lab test reports.

Cases counts in these charts is based on the date of illness onset. If the date of illness is not known, the date the test sample was taken, or the date of test result reporting is used instead. Counts are adjusted as cases are investigated.

Counties are ranked by highest weekly case counts, and by weekly incidence (cases proportional to population). A separate table ranking all counties is also available. **All tables updated weekly.**

► [Full tables of counties ranked by weekly incidence and cases](#) PDF

COVID-19 High Incidence MS Counties Over 2 Week Period (October 12- October 25, 2020*)

| County | Cases (October 12-October 25) | Cases per 100,000 (October 12-October 25) | Cases to Date (through October 25) | Cases per 100,000 Total | Percent Change |
|-----------|-------------------------------|---|------------------------------------|-------------------------|----------------|
| BENTON | 70 | 847.6 | 365 | 4419.4 | 24% |
| CARROLL | 81 | 814.3 | 497 | 4996.5 | 19% |
| HUMPHREYS | 61 | 756.4 | 456 | 5654.8 | 15% |
| MARSHALL | 248 | 702.7 | 1480 | 4193.3 | 20% |
| YALOBUSHA | 81 | 669.0 | 554 | 4575.5 | 17% |
| COVINGTON | 107 | 574.2 | 993 | 5328.4 | 12% |
| TIPPAH | 126 | 572.3 | 938 | 4260.7 | 16% |
| ITAWAMBA | 128 | 547.2 | 1158 | 4950.8 | 12% |
| DESOTO | 921 | 498.0 | 7208 | 3897.4 | 15% |
| GEORGE | 122 | 498.0 | 1007 | 4110.2 | 14% |
| LEFLORE | 140 | 496.8 | 1698 | 6024.9 | 9% |
| PRENTISS | 123 | 489.5 | 1082 | 4306.3 | 13% |

*based on available data as of 6pm CT
 Cases based on test date. Cases without test date excluded due to ongoing investigations.
 Table will be updated weekly. A one week lag is used for reporting.

COVID-19 High Case MS Counties Over 2 Week Period (October 12-October 25, 2020*)

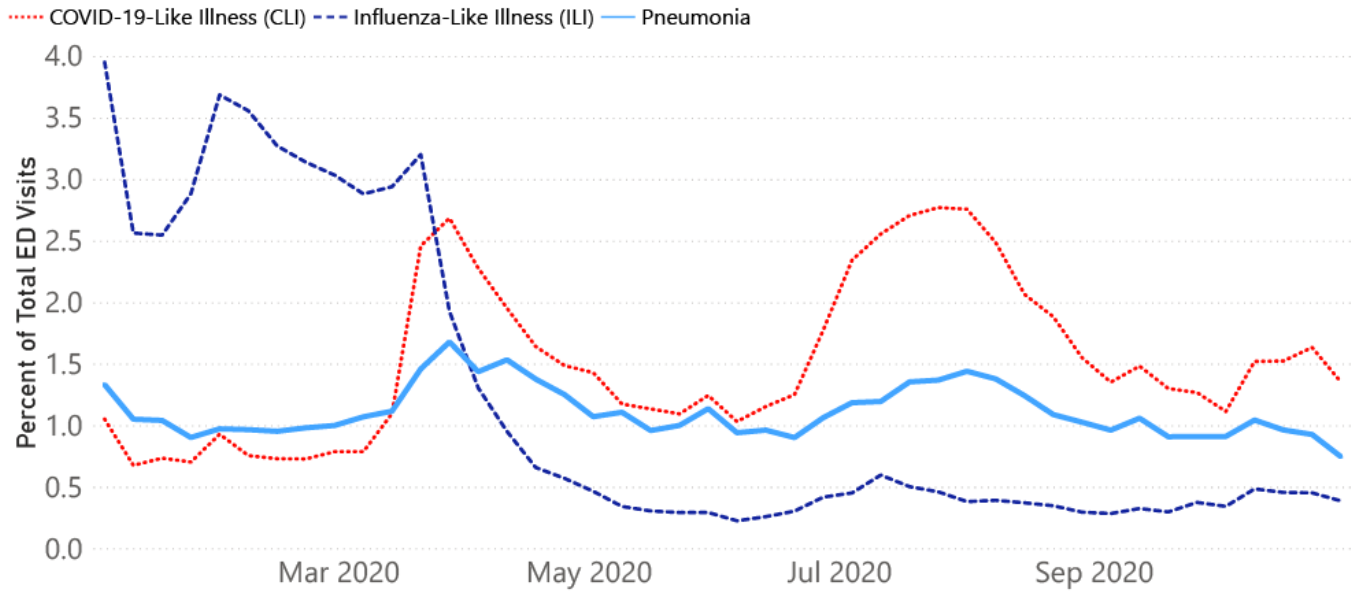
| County | Cases (October 12-October 25) | Cases per 100,000 (October 12-October 25) | Cases to Date (through October 25) | Cases per 100,000 Total | Percent Change |
|------------|-------------------------------|---|------------------------------------|-------------------------|----------------|
| DESOTO | 921 | 498.0 | 7208 | 3897.4 | 15% |
| HARRISON | 866 | 416.2 | 5438 | 2613.4 | 19% |
| JACKSON | 611 | 425.4 | 4773 | 3323.4 | 15% |
| HINDS | 474 | 204.5 | 8045 | 3470.1 | 6% |
| LEE | 385 | 450.6 | 3630 | 4248.8 | 12% |
| RANKIN | 366 | 235.7 | 4049 | 2607.7 | 10% |
| MADISON | 257 | 241.8 | 3861 | 3633.1 | 7% |
| LAMAR | 252 | 397.8 | 2314 | 3653.1 | 12% |
| MARSHALL | 248 | 702.7 | 1480 | 4193.3 | 20% |
| FORREST | 238 | 317.8 | 3111 | 4153.7 | 8% |
| LAUDERDALE | 232 | 313.0 | 2526 | 3407.8 | 10% |
| JONES | 218 | 320.1 | 2969 | 4359.9 | 8% |

*based on available data as of 6pm CT
 Cases based on test date. Cases without test date excluded due to ongoing investigations.
 Table will be updated weekly. A one week lag is used for reporting.

Syndromic Surveillance

Emergency department visits by those with symptoms characteristic of COVID-19, influenza and pneumonia, updated weekly.

Percentage of Emergency Department and Clinic visits for CLI, ILI, and Pneumonia Cases Weekly Statewide Summary, January 4, 2020 - October 31, 2020



*The graph represents syndromic surveillance data from emergency department visits, reported electronically by hospitals throughout the state, that are consistent with COVID-19-Like Illness (CLI), Influenza-Like Illness (ILI), and Pneumonia. Based on available data as of 6pm CT. Graph will be updated weekly.

Estimated Recoveries

Presumed COVID-19 cases recovered, estimated weekly (does not include cases still under investigation).

COVID-19 Presumed Recovered Cases through November 1, 2020, Mississippi

105,839

Presumed Recovered*

*Reflects Provisional Estimates. Presumed Recovered if:

- 1) It has been 14 days or more since the case tested positive, if they were not hospitalized
- 2) It has been 21 days or more since the case tested positive, if they were hospitalized or hospitalization was unknown.

All deaths excluded. Presumed recovered counts will be updated weekly.

- ▶ [COVID-19 cases in the United States \(CDC\)](#)
- ▶ [U.S. COVID-19 Tracker \(CDC\)](#)
- ▶ [COVID-19 Global Case Map \(Johns Hopkins University\)](#)

COVID-19 Testing

Statewide Combined Testing as of October 31

COVID-19 testing providers around the state include commercial laboratories as well as hospital labs. Combined with testing done by the MSDH Public Health Laboratory, the figures provide a complete picture of all Mississippi testing. (Updated weekly)

PCR testing detects current, active COVID-19 infection in an individual.

Antibody (serology) testing identifies individuals with past COVID-19 infection based on antibodies they develop one to three weeks after infection.

Antigen testing is another way to identify current COVID-19 infection.

| | Total tests | PCR | Antibody | Antigen |
|------------------------------------|------------------|----------------|---------------|----------------|
| MSDH Public Health Laboratory | 121,554 | 120,312 | 1,242 | 0 |
| Other testing providers | 973,798 | 822,266 | 44,631 | 106,901 |
| Total tests for COVID-19 statewide | 1,095,352 | 942,578 | 45,873 | 106,901 |

MSDH Individuals Tested as of November 5

MSDH Public Health Laboratory (MPHL) testing totals as of 3 p.m. These totals are for tests performed at the MPHL only.

- Total individuals tested by the MPHL: **84,382**
- Total positive individuals from MPHL tests: **9,184**

Getting Tested for COVID-19

The MSDH Public Health Laboratory, its partners, and private providers are testing statewide for COVID-19.

Anyone with symptoms of fever, severe cough or severe chest pains – especially those who are older or in poor health – should make arrangements for testing with their doctor or one of the many healthcare providers now performing testing. Healthcare providers can assess your health history and symptoms, and perform testing for COVID-19 as needed. MSDH is also helping conduct free drive-up testing sites in many parts of the state. **Always call ahead to the testing provider for instructions on safely being examined before you visit for your test.**

- ▶ [Find a COVID-19 testing provider near you](#)

Prevention and Guidance for Individuals and the Community

- ▶ [Preventive steps to take, recommendations, guidance and general information on COVID-19](#)

Subscribe to our free newsletter and health alerts:



Related resources

- ▶ [IT IS REAL: COVID-19 as Told by Survivors](#)
- ▶ [Local COVID-19 Testing Providers](#)
- ▶ [COVID-19 Guidance and Prevention for Individuals and the Community](#)
Updated November 3, 2020

More topics

- ▶ [\[Espanol, Tieng Viet, ASL \]](#)
- ▶ [County Data](#)
- ▶ [Diagnostic Testing EUA](#)
- ▶ [Handouts and Posters](#)
- ▶ [Healthcare Professionals](#)
- ▶ [Interactive Map and Charts](#)
- ▶ [Long-Term Care Outbreaks](#)
- ▶ [Prevention and Safety Guidance](#)
- ▶ [School Cases and Outbreaks](#)
- ▶ [Testing for COVID-19](#)



FREE

Community STD/HIV Education

Up-to-date information and education for those living with STDs or HIV, or fighting against it.

Sessions monthly

[LEARN MORE](#)

FINANCIAL CRISIS

AGENCY

- [About Us](#)
- [Administration](#)
- [Board of Health](#)
- [County Offices](#)
- [Institutional Review](#)
- [Jobs](#)
- [Locations](#)
- [Public Health Laboratory](#)
- [RFPs/Grants](#)
- [More »](#)

- [Intranet](#)
- [OHIT+ER Service Center](#)
- [Webmail](#)

INFORMATION

[Apps](#)
[Calendar of Events](#)
[Contact Us](#)
[Meetings](#)
[Health Resources](#)
[Hotlines](#)
[Locations](#)
[News](#)
[Newsletter](#)
[Phone Numbers](#)
[Español](#)

I NEED A ...

[Birth Certificate](#)
[Certificate of Need](#)
[Children's Health Insurance](#)
[Complaint Form](#)
[Criminal History Check](#)
[Death Certificate](#)
[Divorce Record](#)
[Food Permit](#)
[Immunization Record](#)
[J-1 Visa](#)
[License Verification](#)
[Marriage Record](#)
[Professional License](#)
[Public Records Request](#)
[Wastewater Application](#)

PUBLICATIONS

[Annual Report](#)
[CON Weekly Reports](#)
[Health Facilities Directory](#)
[Mississippi Morbidity Reports](#)
[Public Health Report](#)
[State Health Plan](#)
[Strategic Plan](#)
[More »](#)

