



Coronavirus Disease 2019 (COVID-19)

Updated November 9, 2020

The national Centers for Disease Control and Prevention (CDC) and the Mississippi State Department of Health continue to closely monitor the outbreak of respiratory illnesses caused by the novel (new) coronavirus COVID-19, and are working to limit the spread of cases nationally and in Mississippi.

Mississippi Coronavirus Hotline (7 days a week, 7 a.m.-7 p.m.): **877-978-6453**

General Information

- ▶ [COVID-19 and You: Video Q & A with State Health Officer Dr. Thomas Dobbs](#)
- ▶ [COVID-19 overview, questions and answers](#)
- ▶ [Guidance, prevention and testing](#)
- ▶ [Handouts: Basic disease prevention, handwashing and more](#)
- ▶ [ASL, Spanish and Vietnamese materials](#)

Home isolation is mandatory if you have tested positive for COVID-19 by [order of the State Health Officer](#). (If you are awaiting results of routine testing *not* related to exposure, you may [return to work](#) and follow the safety guidance of your employer.) If you have been in contact with someone who has COVID-19, quarantine is also important to protect others. [Find out more »](#)

Healthcare Professionals

Guidance and more →

- ▶ [MSDH healthcare guidance](#)
- ▶ [Electronic reporting](#)
- ▶ [Specimens](#)
- ▶ [Lab dropoff](#)
- ▶ [CDC guidance](#)
- ▶ [MS-HAN Alerts](#)

ALL HEALTHCARE

Current Cases and Statistics

County and state data →

- ▶ [Today's update](#)
- ▶ [County data reports](#)
- ▶ [State data charts](#)
- ▶ [Schools and LTC facilities](#)
- ▶ [Lab testing](#)
- ▶ [Recoveries](#)

[ALL STATISTICS](#)

Guidance, Testing and Prevention

Personal and community →

- ▶ [Getting tested](#)
- ▶ [Personal protection](#)
- ▶ [Gatherings and events](#)
- ▶ [Business and community](#)
- ▶ [School guidelines](#)
- ▶ [State agencies](#)

[ALL GUIDANCE](#)

COVID-19 in Mississippi

New Cases and Deaths as of November 8

NEW CASES

516

NEW DEATHS

0

New COVID-19 related deaths reported to MSDH as of 6 p.m. yesterday.

LTC OUTBREAKS

105

Current outbreaks in long-term care facilities only. (See [LTC facility outbreak definition.](#))

About our case counts: We currently update our case totals each day based on test results from the previous day. Outside laboratories also report positive test results to us, which are included in our totals. Repeated tests for the same individual are counted only once. County case numbers and deaths may change as investigation finds new or additional information.

County COVID-19 Data

Race and Ethnicity

- ▶ [Total COVID-19 cases and deaths by county, race and ethnicity](#) PDF
Current and past data tables, updated daily

Data Snapshots for Individual Counties

- ▶ [Weekly COVID-19 snapshots for each Mississippi county](#)

High Cases and Incidence

- ▶ [Mississippi counties ranked by weekly cases and incidence](#)

Cumulative Cases and Deaths by County

Totals of all reported COVID-19 cases for 2020, including those in long-term care (LTC) facilities.

The numbers in this table are provisional. County case numbers and deaths may change as investigation finds new or

additional information. The data provided below is the most current available.

County	Total Cases	Total Deaths	Total LTC Facility Cases	Total LTC Facility Deaths
Adams	1186	46	64	14
Alcorn	1212	14	72	3
Amite	442	14	15	2
Attala	860	27	91	20
Benton	415	12	45	7
Bolivar	2148	81	220	30
Calhoun	656	13	25	4
Carroll	576	13	45	9
Chickasaw	913	31	47	14
Choctaw	230	7	1	0
Claiborne	553	16	43	9
Clarke	815	53	93	27
Clay	774	25	20	3
Coahoma	1317	37	106	7
Copiah	1451	38	72	9
Covington	1063	31	64	14
De Soto	8229	84	86	18
Forrest	3287	82	176	41
Franklin	264	3	4	1
George	1094	21	36	6
Greene	511	19	40	6
Grenada	1277	42	114	21
Hancock	977	33	56	8
Harrison	6162	92	291	34
Hinds	8540	182	484	80
Holmes	1177	60	102	20
Humphreys	487	18	27	7
Issaquena	107	4	0	0
Itawamba	1276	30	88	17
Jackson	5437	102	113	10
Jasper	741	19	1	0
Jefferson	293	11	13	3
Total	127,205	3,443	7,020	1,347

County	Total Cases	Total Deaths	Total LTC Facility Cases	Total LTC Facility Deaths
Jefferson Davis	470	14	8	1
Jones	3145	84	187	38
Kemper	345	15	41	9
Lafayette	2717	43	123	28
Lamar	2510	42	41	11
Lauderdale	2824	138	269	74
Lawrence	598	14	26	2
Leake	1210	43	42	7
Lee	4050	86	194	38
Leflore	1837	88	194	47
Lincoln	1528	63	162	36
Lowndes	1987	62	102	33
Madison	4098	94	241	45
Marion	1009	46	92	15
Marshall	1709	37	59	12
Monroe	1670	75	172	52
Montgomery	616	23	53	9
Neshoba	1952	111	130	39
Newton	913	28	40	10
Noxubee	626	17	21	4
Oktibbeha	2152	57	193	31
Panola	1841	42	60	8
Pearl River	1268	62	95	23
Perry	559	23	20	7
Pike	1448	58	98	27
Pontotoc	1687	21	19	2
Prentiss	1187	22	52	4
Quitman	436	7	0	0
Rankin	4477	89	181	23
Scott	1333	29	21	3
Sharkey	293	15	43	8
Simpson	1299	50	122	19
Smith	638	16	55	8
Total	127,205	3,443	7,020	1,347

County	Total Cases	Total Deaths	Total LTC Facility Cases	Total LTC Facility Deaths
Stone	563	14	55	9
Sunflower	1745	53	84	15
Tallahatchie	901	26	29	7
Tate	1389	40	64	14
Tippah	1044	26	61	2
Tishomingo	905	41	96	26
Tunica	563	18	15	2
Union	1364	25	46	11
Walthall	677	27	67	13
Warren	1618	56	125	26
Washington	2777	105	180	39
Wayne	1069	22	59	10
Webster	389	14	52	11
Wilkinson	353	21	20	5
Winston	953	22	44	11
Yalobusha	604	23	78	15
Yazoo	1389	36	136	14
Total	127,205	3,443	7,020	1,347

Case Classifications

Mississippi investigates and reports both probable and confirmed cases and deaths according to the [CSTE case definition](#).

	Confirmed	Probable	Total
Cases	108,533	18,672	127,205
Deaths	3,072	371	3,443

Confirmed cases and deaths are generally determined by positive PCR tests, which detect the presence of ongoing coronavirus infection.

Probable cases are those who test positive by other testing methods such as antibody or antigen, and have recent symptoms consistent with COVID-19, indicating a recent infection.

Probable deaths are those individuals with a designation of COVID-19 as a cause of death on the death certificate, but where no confirmatory testing was performed.

Deaths from COVID-19 and Other Causes

This table of death counts compares COVID-19 deaths in Mississippi by week with deaths from other major causes, including contributing and underlying causes.

► [Mississippi Provisional Death Counts by Week](#)
Updated weekly

K-12 School Report

Mississippi K-12 schools make weekly reports of cases among students, teachers and staff, number of outbreaks, and teachers and students under quarantine as a result of COVID-19 exposure. An outbreak in a school setting is defined as 3 or more individuals diagnosed with COVID-19 in the same group within a 14-day period.

Note: These cases have been directly reported to MSDH by each school, and may not yet have appeared in our state and county totals of cases reported by laboratories.

- ▶ [K-12 reports of COVID-19 school cases, outbreaks and exposure](#)

Updated weekly

Long-Term Care Facility Cases and Outbreaks

Long-term care (LTC) facilities like nursing homes are considered high risk locations because their residents are older or in poor health. A single confirmed COVID-19 infection in an LTC facility resident, or more than one infection in employees or staff in a 14-day period constitutes an outbreak. Residential care facilities also represent group living facilities where COVID-19 can be easily spread. We investigate residents, staff and close contacts of infected individuals for possible exposure.

These outbreak figures are reported directly to MSDH by the facility. Many of the cases and deaths reported by facilities may not yet be included in our totals of lab-reported cases.

- ▶ [Mississippi COVID-19 cases and deaths in long-term care facilities](#) PDF

Long-term care facilities include nursing homes, personal care homes, assisted living homes, and intermediate care facilities for individuals with intellectual disability (ICF-IID)

- ▶ [Mississippi COVID-19 cases and deaths in residential care facilities](#) PDF

Residential care facilities include psychiatric or chemical dependency residential treatment centers and long-term acute care facilities.

Ongoing Outbreaks in Nursing Homes

Because nursing homes report COVID-19 data directly to the Centers for Medicare and Medicaid (CMS), we have replaced our usual long-term care facility report with the most recent CMS nursing home data, avoiding duplicate reporting requirements for these facilities.

Data such as illness in residents and staff, deaths in residents, as well as a number of other data elements are now publicly available on the CMS website. MSDH is providing the following links to view this data, which is reported directly by the Nursing Homes and is updated daily.

Note: Cases and deaths listed on the CMS website may not have appeared yet in our county totals, which are based on reports from testing laboratories.

- ▶ [Search for nursing home COVID-19 data](#)
- ▶ [About the CMS COVID-19 dataset](#)
- ▶ [CMS state and national COVID-19 nursing home data](#)

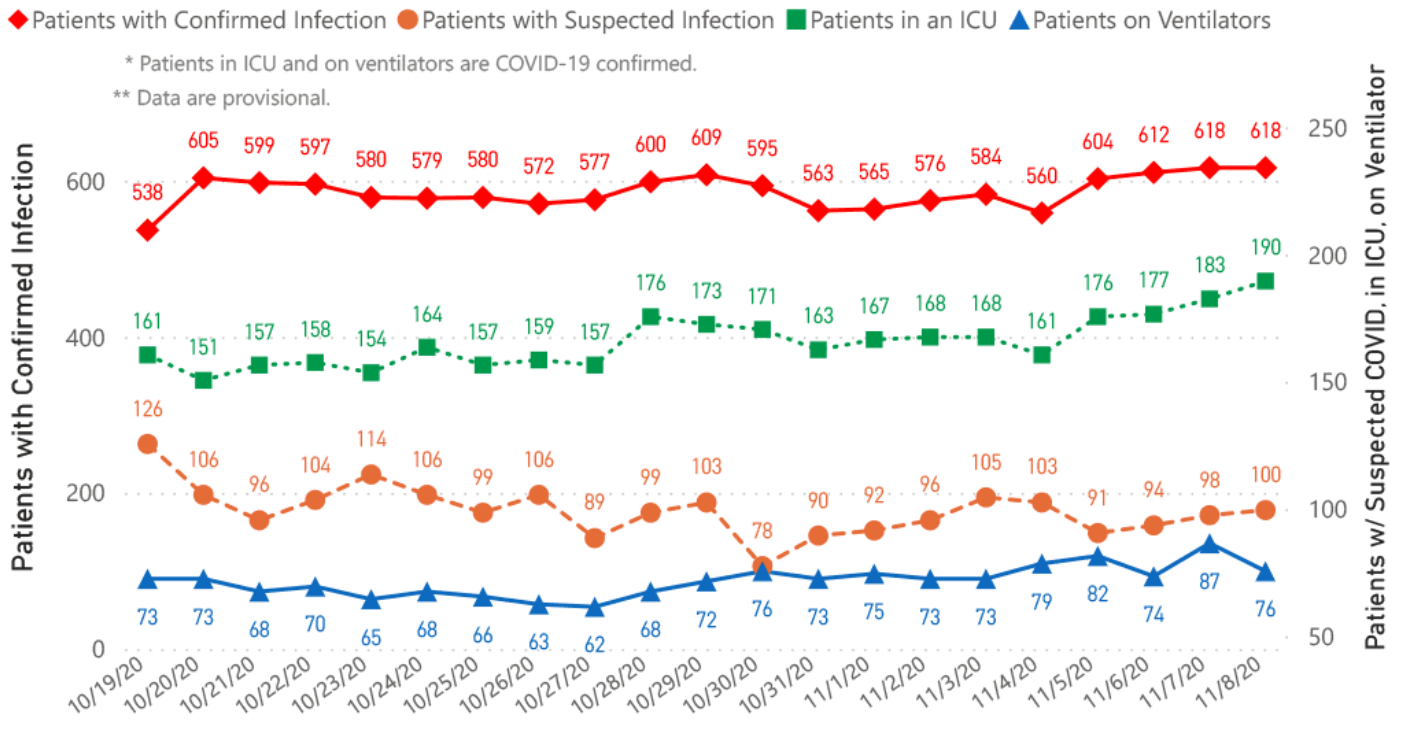
Mississippi COVID-19 Data Charts and Map

All data reports below are updated as they become available.

Hospitalizations and Bed Availability

- ▶ [Interactive chart of hospitalizations by date](#)
- ▶ [Interactive chart of local and state hospital bed availability](#)

COVID-19 Hospitalizations Reported by MS Hospitals, 10/19/20-11/8/20 *,**



Daily Statewide Data Charts

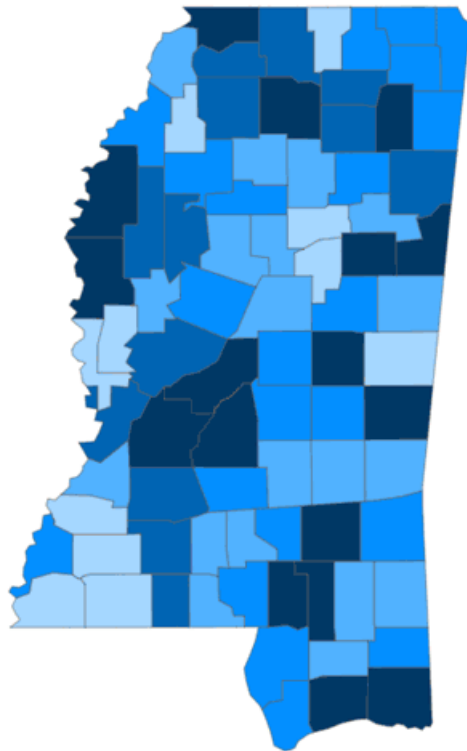
Our state case map and other data charts are also available in interactive form.

- ▶ [View interactive map](#)
- ▶ [View interactive epidemiological trend and syndromic surveillance](#)

The charts below are based on available data at the time of publication. Charts do **not** include cases where insufficient details of the case are known.

Mississippi COVID-19 Cases and Deaths by Race with Ethnicity as of 6 pm CT, November 8, 2020

Total Cases
127,205



● 1 to 450 ● 451 to 900 ● 901 to 1350 ● 1351 to 1900 ● >1900

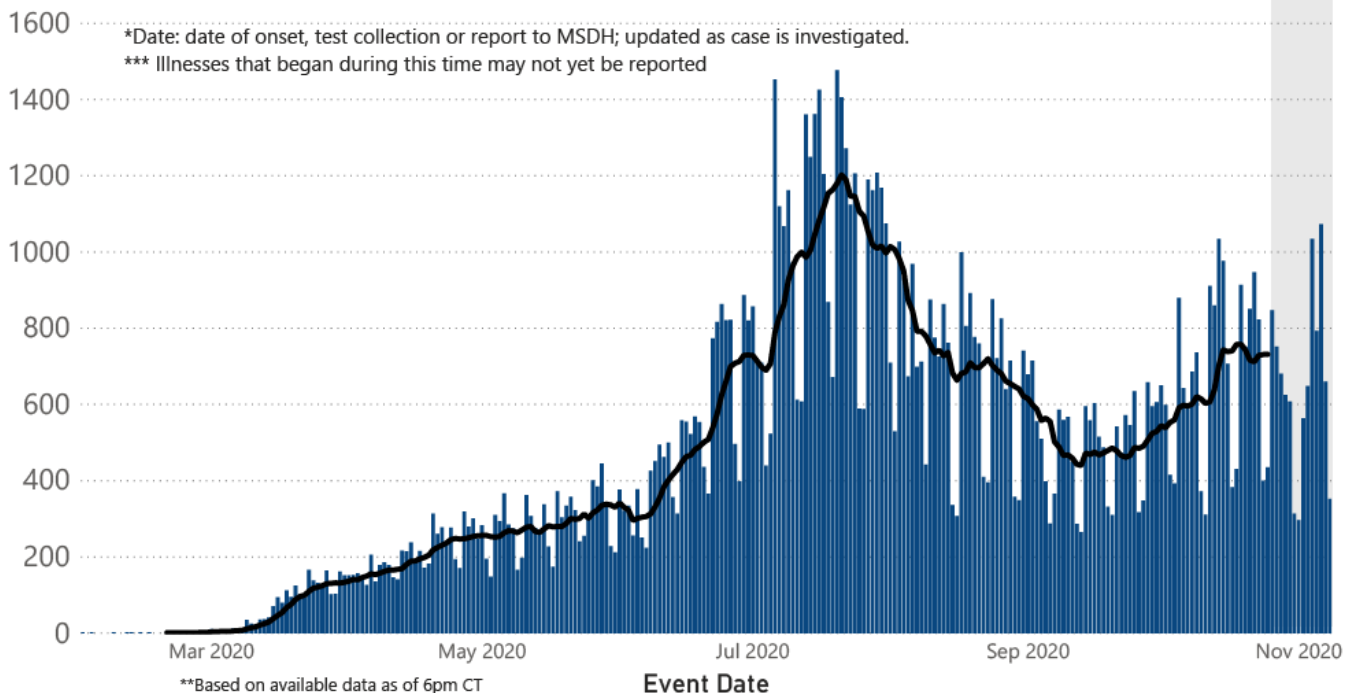
	American Indian or Alaska Native	Asian	Black	White	Other	Unknown
Non Hispanic	574	366	37,896	40,387	1,417	622
Hispanic	21	15	179	1,072	2,005	199
Unknown Ethnicity	803	103	8,703	10,343	5,087	17,413

Total Deaths
3,443

	American Indian or Alaska Native	Asian	Black	White	Other	Unknown
Non Hispanic	65	3	1,373	1,389	18	4
Hispanic	1	0	7	20	14	1
Unknown Ethnicity	21	5	179	233	29	81

COVID-19 Cases by Date* through November 8, 2020**, Mississippi

● Cases — 7 Day Average

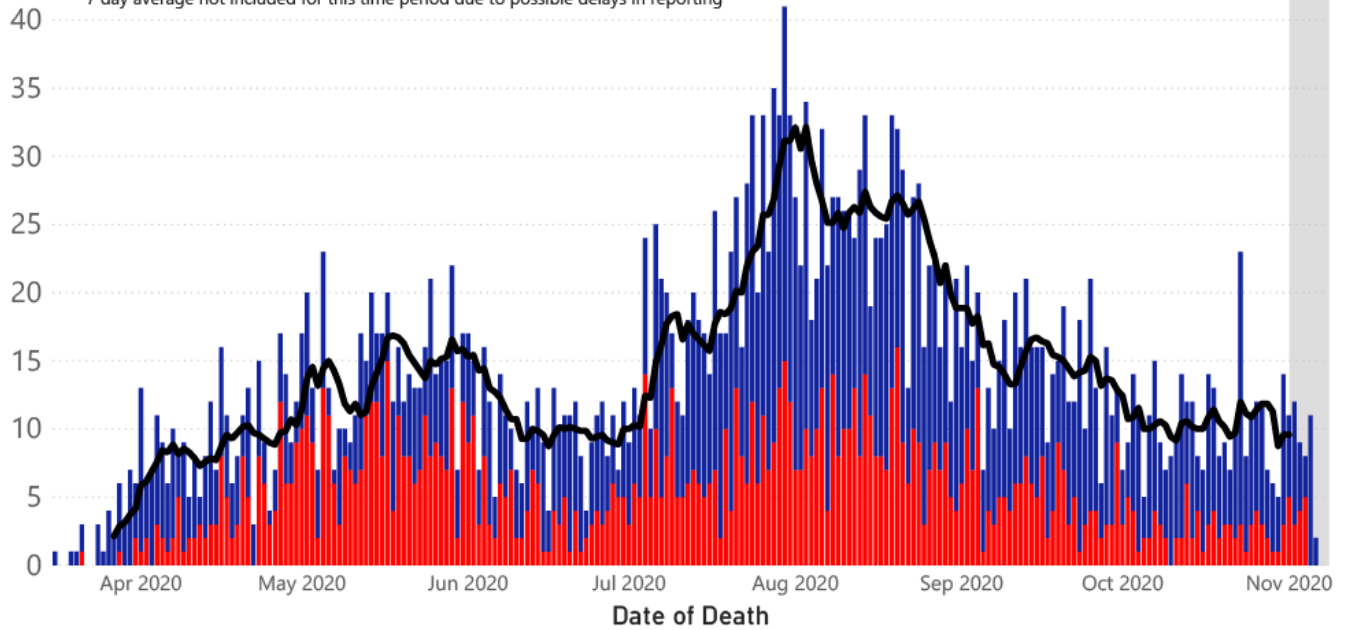


Note: Values up to two weeks in the past on the chart of Cases by Date above can change as we update it with new information from disease investigation.

COVID-19 LTCF* and Non-LTCF Deaths by Date of Death through November 8, 2020**, Mississippi

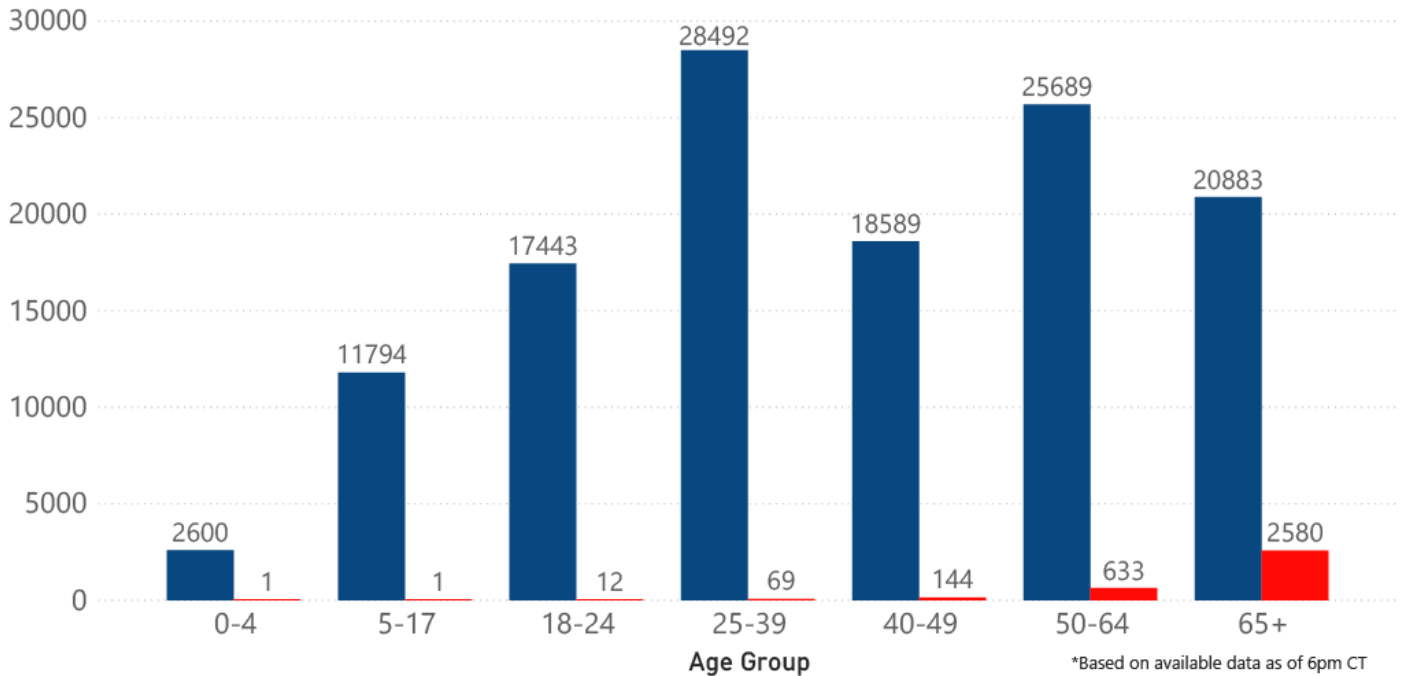
● Resident of LTCF Deaths ● Non-Resident of LTCF Deaths — 7 Day Average

45 *LTCF is Long Term Care Facility and includes Nursing Homes, ICF-IID, Assisted Living, and Personal Care Homes
 **based on available data as of 6pm CT
 ***7 day average not included for this time period due to possible delays in reporting

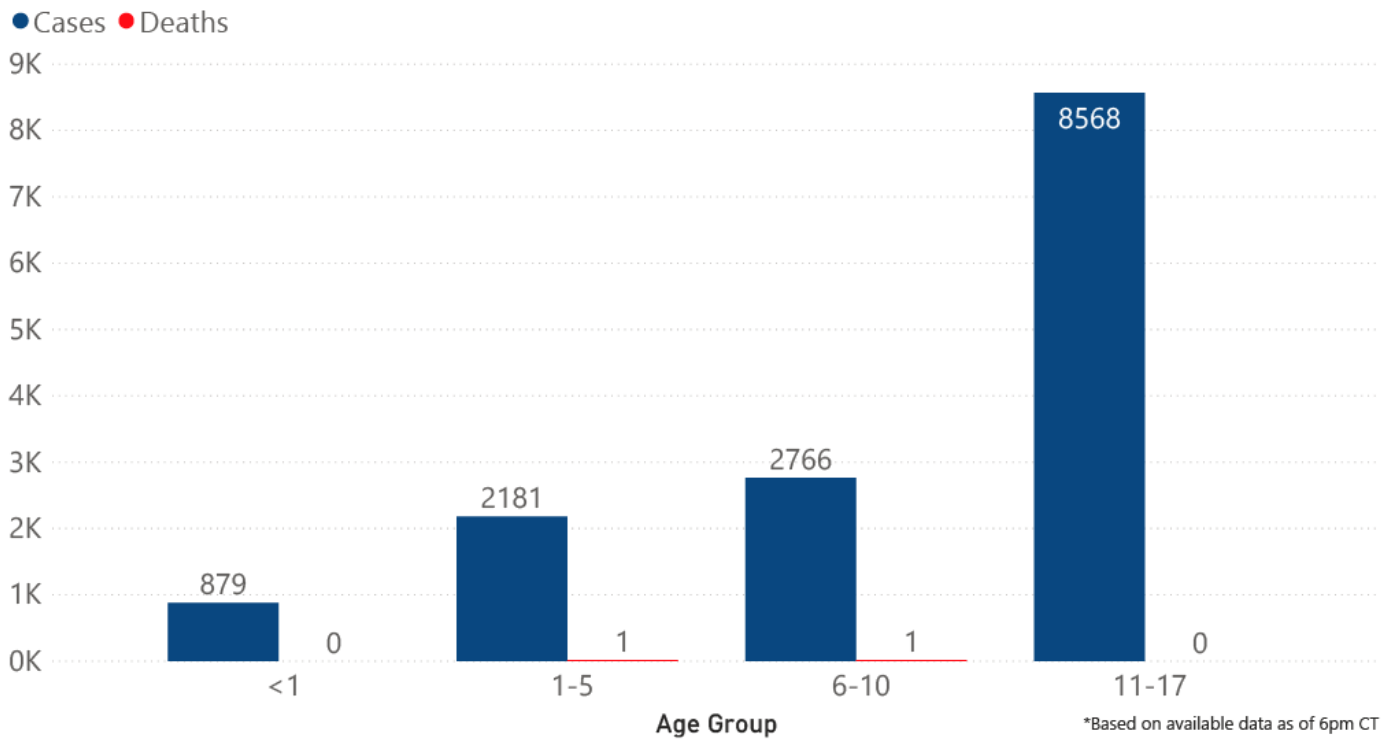


COVID-19 Cases and Deaths by Age Group through November 8, 2020*, Mississippi

● Cases ● Deaths



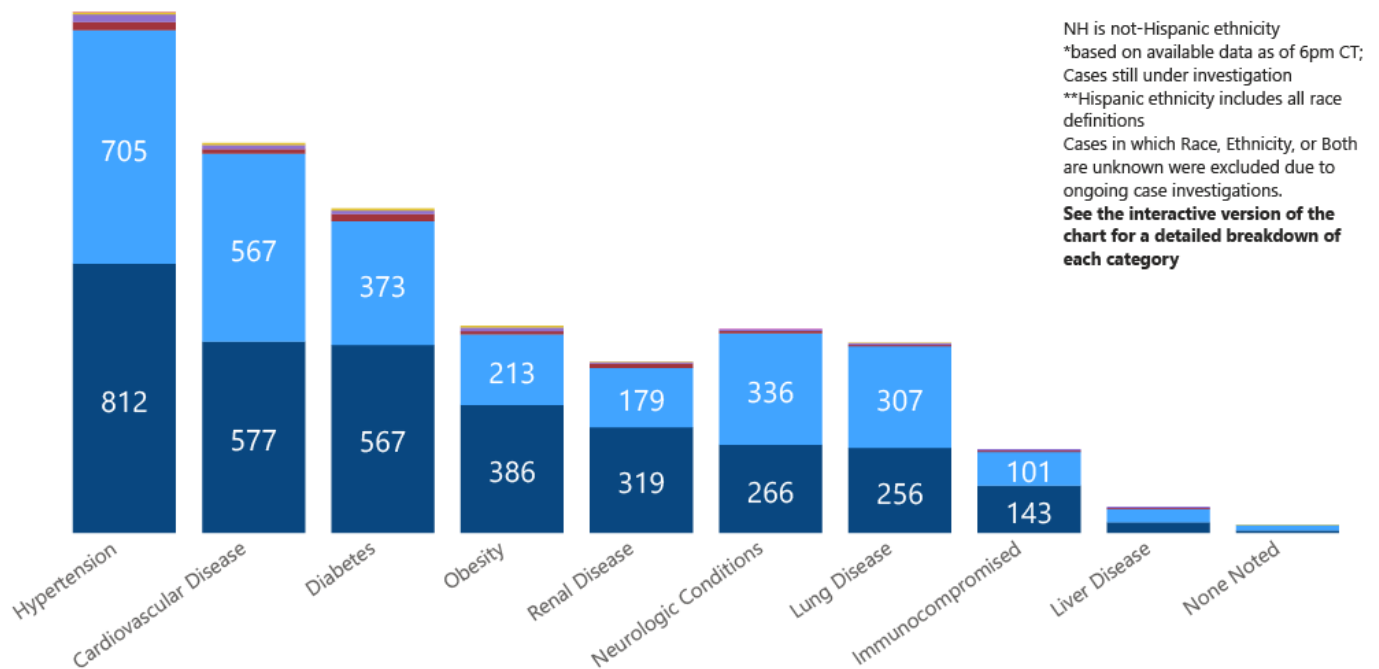
COVID-19 Pediatric Cases and Deaths by Age Group through November 8, 2020*, Mississippi



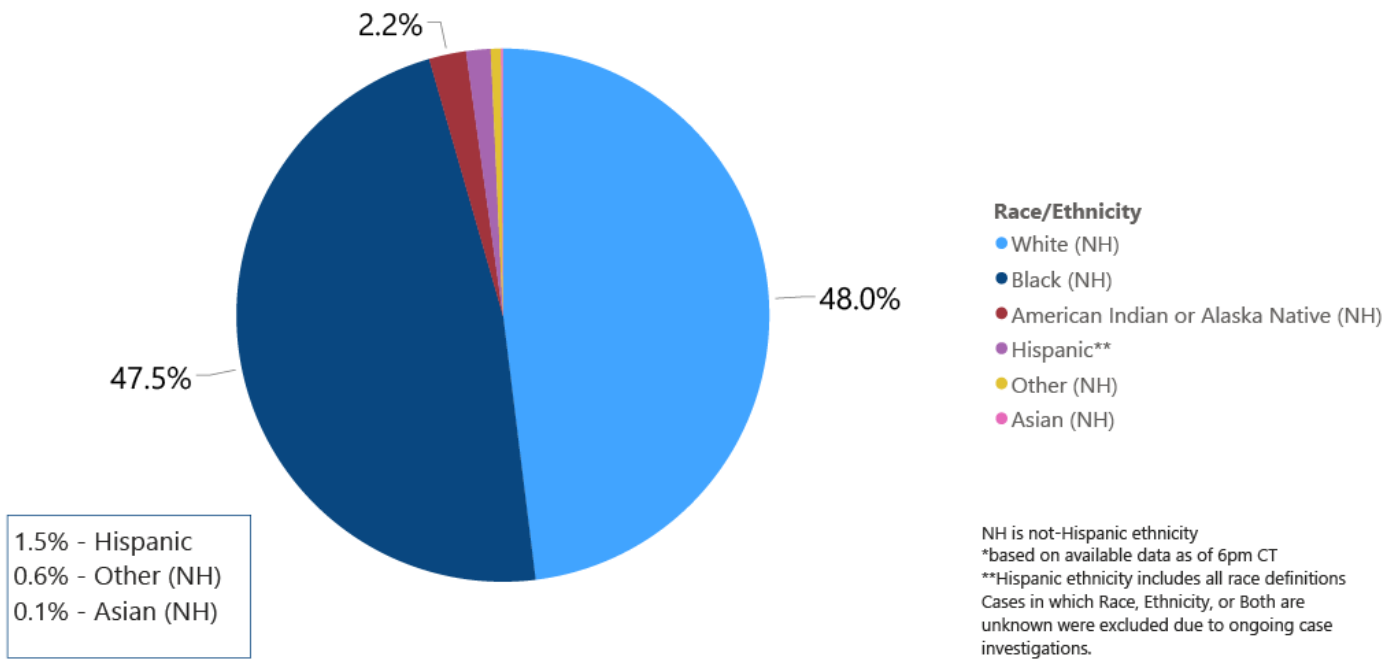
Weekly Statewide Data Summaries

COVID-19 Underlying Conditions in Deaths by Race/Ethnicity through November 8, 2020*, Mississippi

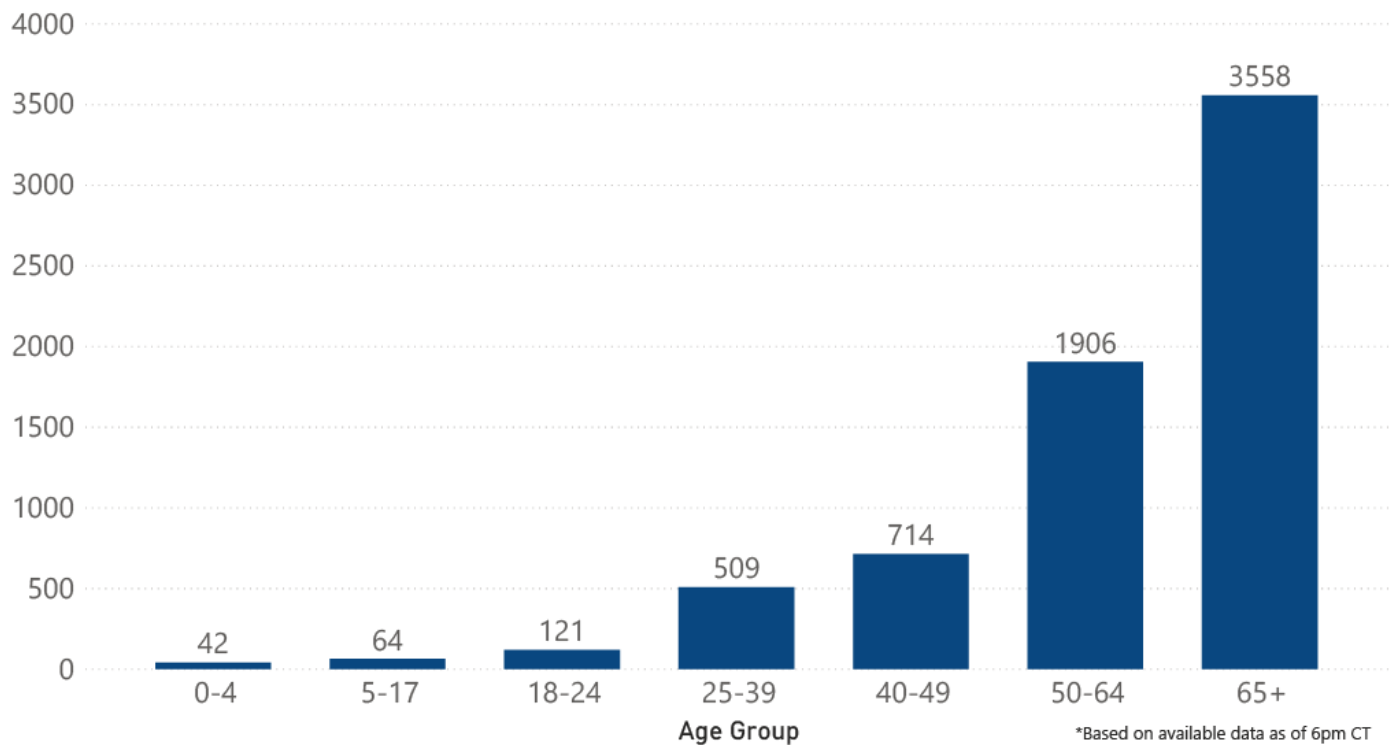
Race/Ethnicity ● Black (NH) ● White (NH) ● American Indian or Alaska Native (NH) ● Hispanic** ● Other (NH) ● Asian (NH)



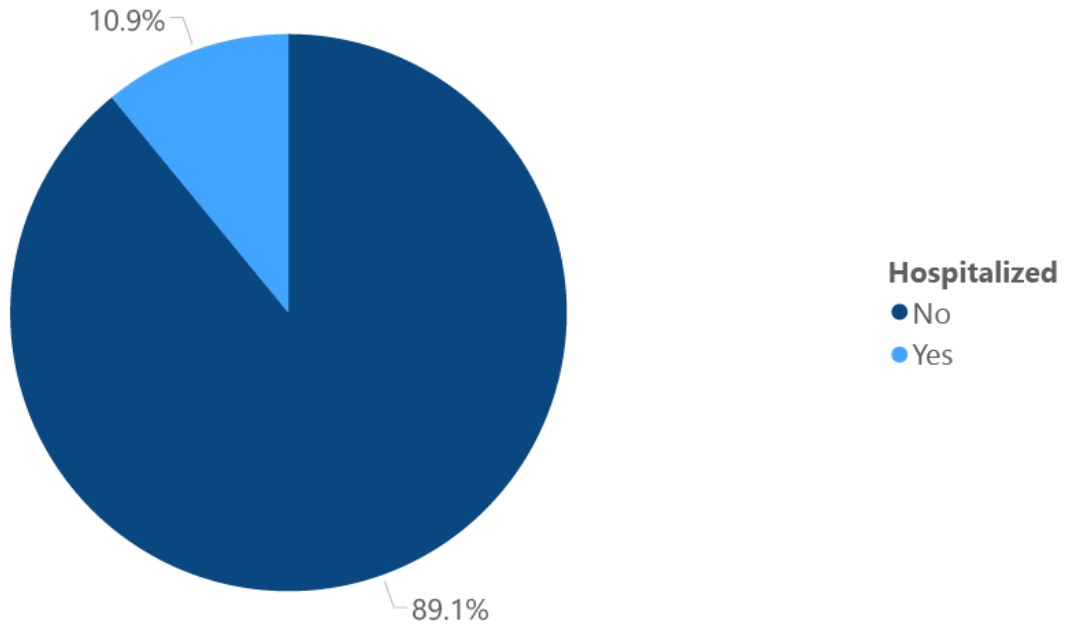
COVID-19 Deaths by Race/Ethnicity through November 8, 2020*, Mississippi



COVID-19 Hospitalized Cases by Age through November 8, 2020*, Mississippi



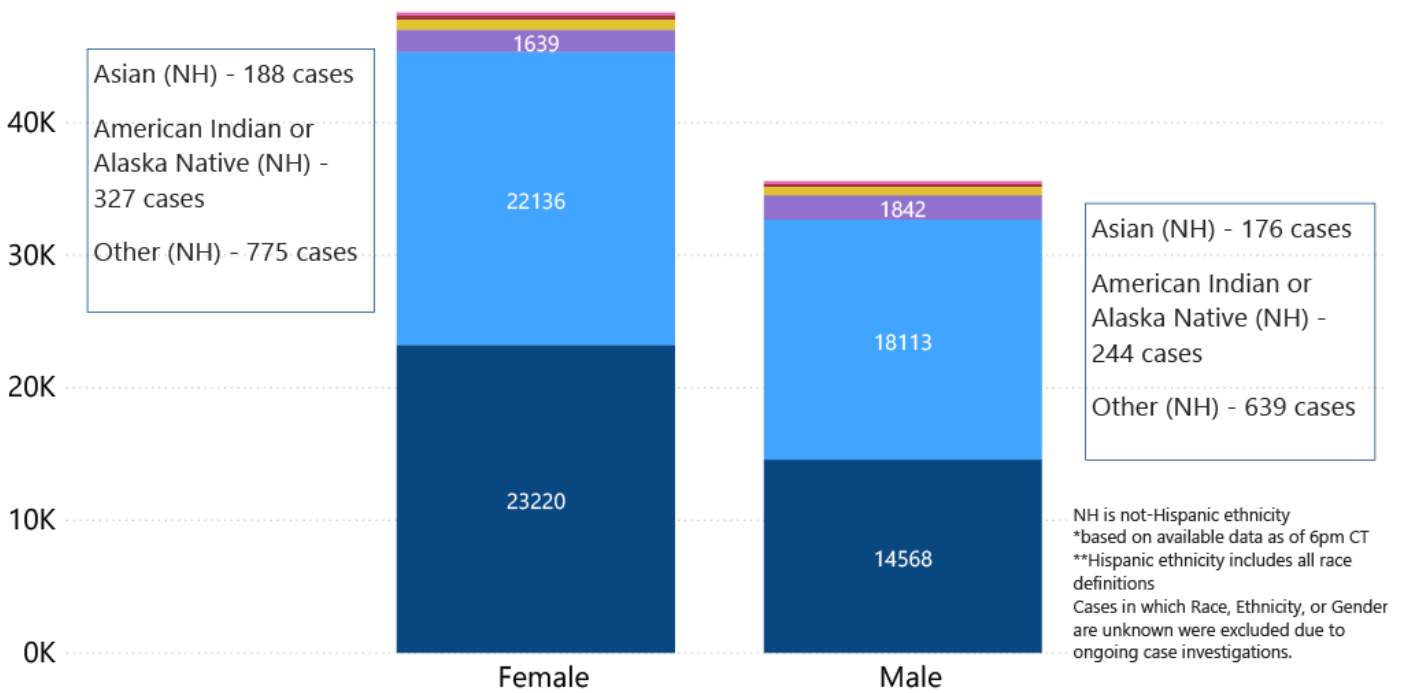
COVID-19 Cumulative Hospitalizations-Invstigated Cases November 8, 2020 *



* Cases in which hospitalization is unknown were excluded due to ongoing case investigations; based on available data as of 6 pm CT

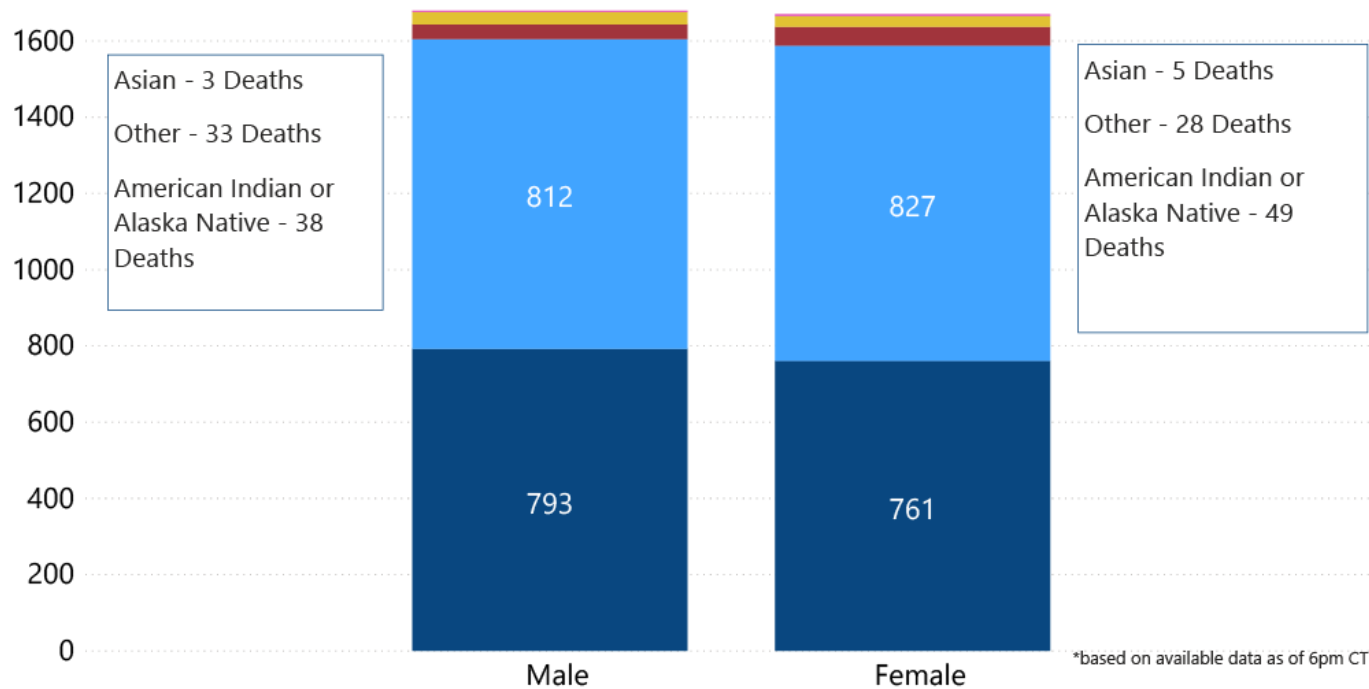
COVID-19 Cases by Race/Ethnicity and Gender through November 8, 2020*, Mississippi

Race/Ethnicity ● Black (NH) ● White (NH) ● Hispanic** ● Other (NH) ● American Indian or Alaska Native (NH) ● Asian (NH)

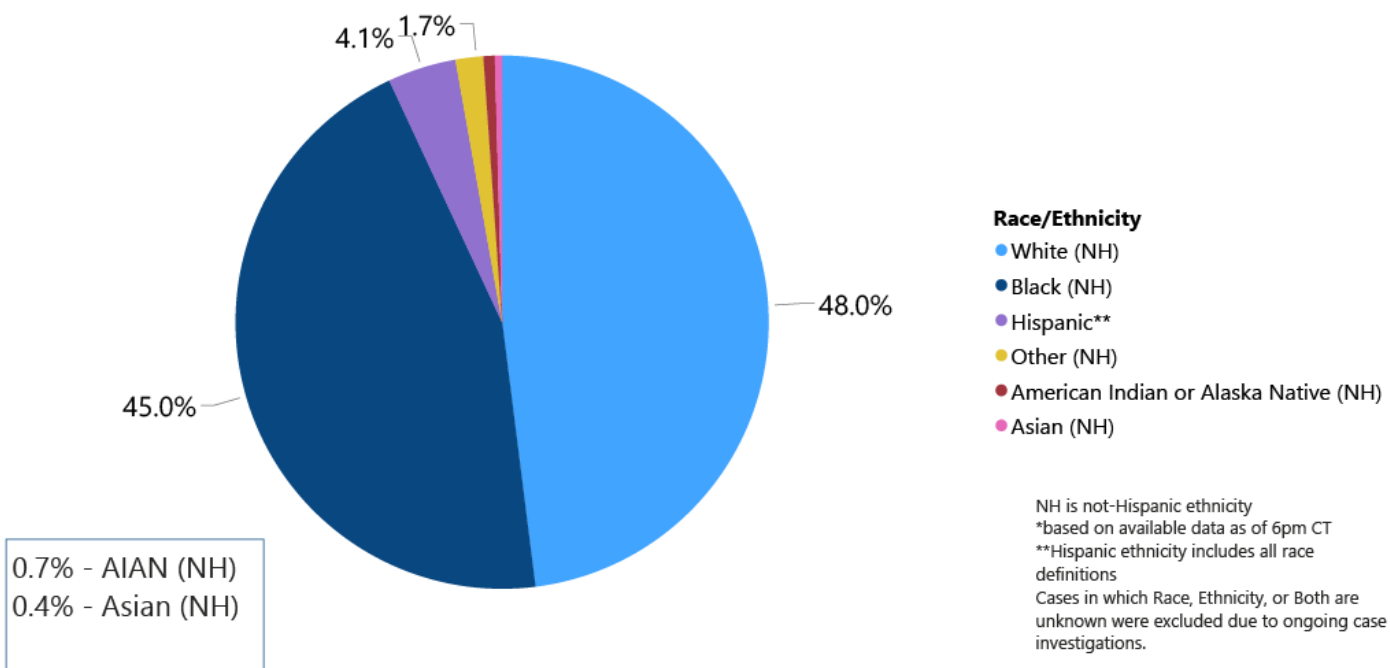


COVID-19 Deaths by Race and Gender through November 8, 2020*, Mississippi

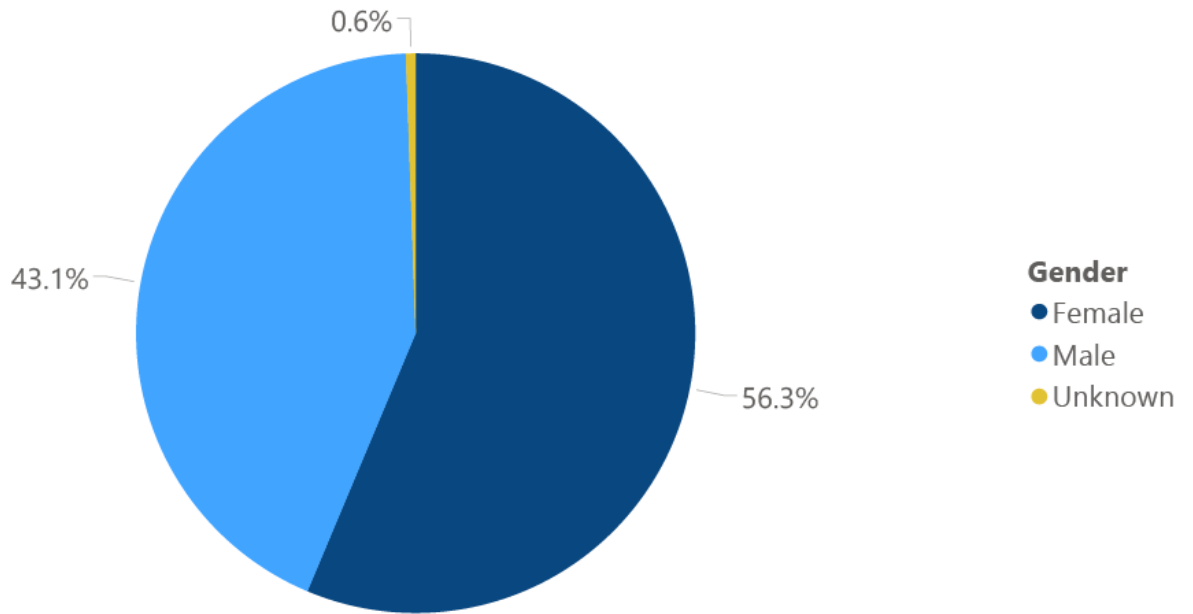
Race ● Black ● White ● American Indian or Alaska Native ● Other ● Asian



COVID-19 Cases by Race/Ethnicity through November 8, 2020*, Mississippi



COVID-19 Cases by Gender through November 8, 2020*, Mississippi



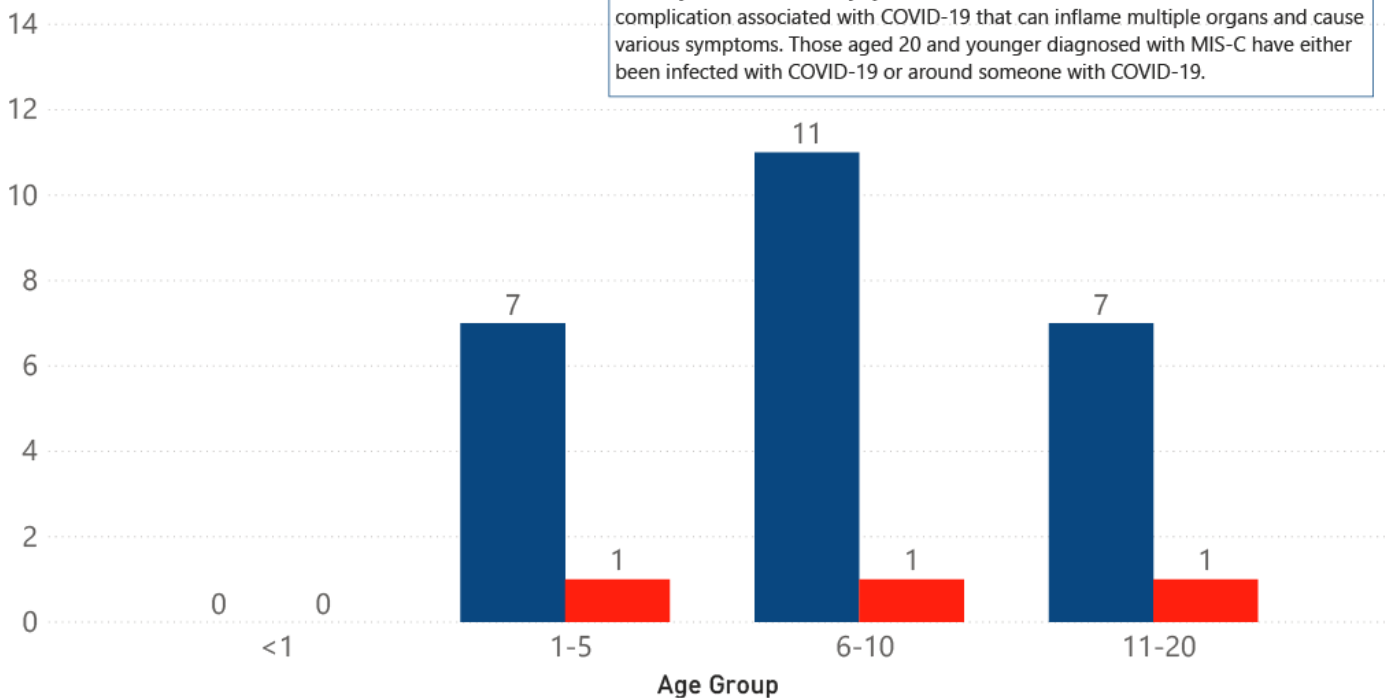
*Based on available data as of 6pm CT

Weekly Pediatric MIS-C Cases and Deaths

[Multisystem inflammatory syndrome in children \(MIS-C\)](#) is a rare but serious condition associated with COVID-19 that causes inflammation in many body parts, including the heart and other vital organs.

MIS-C* Cases and Deaths by Age Group through November 8, 2020, Mississippi

● MIS-C Cases ● MIS-C Deaths



*Multisystem inflammatory syndrome in children (MIS-C): A rare but serious complication associated with COVID-19 that can inflame multiple organs and cause various symptoms. Those aged 20 and younger diagnosed with MIS-C have either been infected with COVID-19 or around someone with COVID-19.

Weekly High Case and High Incidence Counties

Tracking counties with recent high numbers of COVID-19 cases, adjusted for population, provides insight on where local outbreaks are most serious, and where protective measures should be increased. For more accurate reporting, these weekly charts include sample collection dates only up to seven days in the past to allow for case investigation and delays in lab test reports.

Cases counts in these charts is based on the date of illness onset. If the date of illness is not known, the date the test sample was taken, or the date of test result reporting is used instead. Counts are adjusted as cases are investigated.

Counties are ranked by highest weekly case counts, and by weekly incidence (cases proportional to population). A separate table ranking all counties is also available. **All tables updated weekly.**

► [Full tables of counties ranked by weekly incidence and cases](#) PDF

COVID-19 High Incidence MS Counties Over 2 Week Period (October 19- November 1, 2020*)

County	Cases (October 19-November 1)	Cases per 100,000 (October 19-November 1)	Cases to Date (through November 1)	Cases per 100,000 Total	Percent Change
YALOBUSHA	88	726.8	589	4864.6	18%
CARROLL	68	683.6	540	5428.8	14%
HUMPHREYS	50	620.0	472	5853.2	12%
MARSHALL	197	558.2	1594	4516.3	14%
BENTON	46	557.0	383	4637.4	14%
COVINGTON	98	525.9	1031	5532.3	11%
LEFLORE	145	514.5	1781	6319.4	9%
PERRY	59	492.8	548	4577.0	12%
DESOTO	901	487.2	7733	4181.2	13%
TATE	136	480.2	1302	4597.3	12%
TIPPAH	105	476.9	986	4478.8	12%
MONTGOMERY	46	470.6	578	5913.0	9%

*based on available data as of 6pm CT
 Cases based on test date. Cases without test date excluded due to ongoing investigations.
 Table will be updated weekly. A one week lag is used for reporting.

COVID-19 High Case MS Counties Over 2 Week Period (October 19-November 1, 2020*)

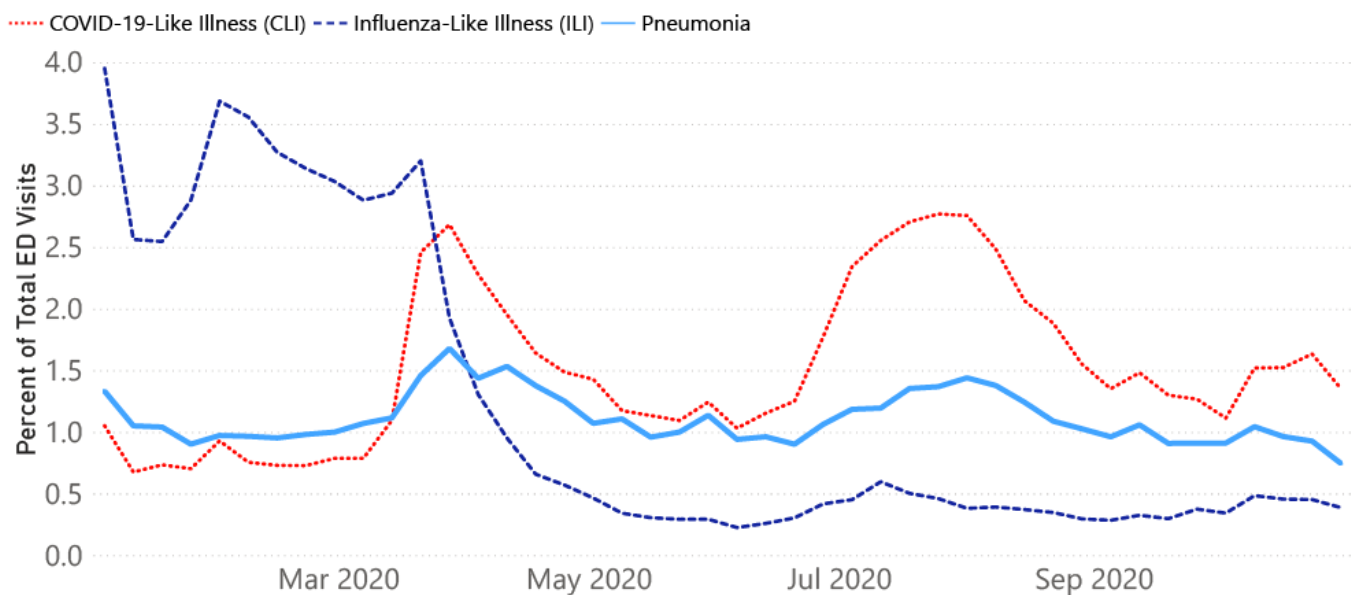
County	Cases (October 19-November 1)	Cases per 100,000 (October 19-November 1)	Cases to Date (through November 1)	Cases per 100,000 Total	Percent Change
DESOTO	901	487.2	7733	4181.2	13%
HARRISON	714	343.1	5745	2761.0	14%
JACKSON	613	426.8	5080	3537.2	14%
HINDS	458	197.6	8276	3569.7	6%
RANKIN	345	222.2	4238	2729.4	9%
LEE	338	395.6	3784	4429.0	10%
LAUDERDALE	298	402.0	2710	3656.0	12%
LAMAR	219	345.7	2421	3822.0	10%
FORREST	213	284.4	3197	4268.5	7%
MARSHALL	197	558.2	1594	4516.3	14%
JONES	187	274.6	3057	4489.1	7%
MADISON	183	172.2	3950	3716.9	5%

*based on available data as of 6pm CT
 Cases based on test date. Cases without test date excluded due to ongoing investigations.
 Table will be updated weekly. A one week lag is used for reporting.

Syndromic Surveillance

Emergency department visits by those with symptoms characteristic of COVID-19, influenza and pneumonia, updated weekly.

Percentage of Emergency Department and Clinic visits for CLI, ILI, and Pneumonia Cases Weekly Statewide Summary, January 4, 2020 - October 31, 2020



*The graph represents syndromic surveillance data from emergency department visits, reported electronically by hospitals throughout the state, that are consistent with COVID-19-Like Illness (CLI), Influenza-Like Illness (ILI), and Pneumonia. Based on available data as of 6pm CT. Graph will be updated weekly.

Estimated Recoveries

Presumed COVID-19 cases recovered, estimated weekly (does not include cases still under investigation).

COVID-19 Presumed Recovered Cases through November 8, 2020, Mississippi

111,430

Presumed Recovered*

*Reflects Provisional Estimates. Presumed Recovered if:

- 1) It has been 14 days or more since the case tested positive, if they were not hospitalized
- 2) It has been 21 days or more since the case tested positive, if they were hospitalized or hospitalization was unknown.

All deaths excluded. Presumed recovered counts will be updated weekly.

U.S. and World Cases

- ▶ [COVID-19 cases in the United States \(CDC\)](#)
- ▶ [U.S. COVID-19 Tracker \(CDC\)](#)
- ▶ [COVID-19 Global Case Map \(Johns Hopkins University\)](#)

COVID-19 Testing

Statewide Combined Testing as of November 7

COVID-19 testing providers around the state include commercial laboratories as well as hospital labs. Combined with testing done by the MSDH Public Health Laboratory, the figures provide a complete picture of all Mississippi testing. (Updated weekly)

PCR testing detects current, active COVID-19 infection in an individual.

Antibody (serology) testing identifies individuals with past COVID-19 infection based on antibodies they develop one to three weeks after infection.

Antigen testing is another way to identify current COVID-19 infection.

	Total tests	PCR	Antibody	Antigen
MSDH Public Health Laboratory	123,289	122,047	1,242	0
Other testing providers	1,029,372	860,349	45,781	123,242

Total tests for COVID-19 statewide	1,152,661	982,396	47,023	123,242
------------------------------------	------------------	----------------	---------------	----------------

MSDH Individuals Tested as of November 8

MSDH Public Health Laboratory (MPHL) testing totals as of 3 p.m. These totals are for tests performed at the MPHL only.

- Total individuals tested by the MPHL: **84,573**
- Total positive individuals from MPHL tests: **9,206**

Getting Tested for COVID-19

The MSDH Public Health Laboratory, its partners, and private providers are testing statewide for COVID-19.

Anyone with symptoms of fever, severe cough or severe chest pains – especially those who are older or in poor health – should make arrangements for testing with their doctor or one of the many healthcare providers now performing testing. Healthcare providers can assess your health history and symptoms, and perform testing for COVID-19 as needed. MSDH is also helping conduct free drive-up testing sites in many parts of the state. **Always call ahead to the testing provider for instructions on safely being examined before you visit for your test.**

- ▶ [Find a COVID-19 testing provider near you](#)

Prevention and Guidance for Individuals and the Community

- ▶ [Preventive steps to take, recommendations, guidance and general information on COVID-19](#)

Subscribe to our free newsletter and health alerts: [+](#)

Last reviewed on Mar 5,
2020

[error on this](#)

[email page](#)

[print](#)

Related resources

- ▶ [IT IS REAL: COVID-19 as Told by Survivors](#)
- ▶ [Local COVID-19 Testing Providers](#)
- ▶ [COVID-19 Guidance and Prevention for Individuals and the Community](#)
Updated November 3, 2020

More topics

- ▶ [\[Espanol, Tieng Viet, ASL \]](#)
- ▶ [County Data](#)
- ▶ [Diagnostic Testing EUA](#)
- ▶ [Handouts and Posters](#)
- ▶ [Healthcare Professionals](#)
- ▶ [Interactive Map and Charts](#)
- ▶ [Long-Term Care Outbreaks](#)
- ▶ [Prevention and Safety Guidance](#)
- ▶ [School Cases and Outbreaks](#)
- ▶ [Testing for COVID-19](#)

COVID-19



Keep your distance

Stay at least six feet apart from others in large groups.

[MORE PREVENTION TIPS](#)

AGENCY

- [About Us](#)
- [Administration](#)
- [Board of Health](#)
- [County Offices](#)
- [Institutional Review](#)
- [Jobs](#)
- [Locations](#)
- [Public Health Laboratory](#)
- [RFPs/Grants](#)
- [More »](#)

Intranet

- [OHIT+ER Service Center](#)
- [Webmail](#)

INFORMATION

- [Apps](#)
- [Calendar of Events](#)
- [Contact Us](#)
- [Meetings](#)
- [Health Resources](#)
- [Hotlines](#)
- [Locations](#)
- [News](#)
- [Newsletter](#)
- [Phone Numbers](#)
- [Español](#)

I NEED A ...

- [Birth Certificate](#)
- [Certificate of Need](#)
- [Children's Health Insurance](#)
- [Complaint Form](#)

Criminal History Check
Death Certificate
Divorce Record
Food Permit
Immunization Record
J-1 Visa
License Verification
Marriage Record
Professional License
Public Records Request
Wastewater Application

PUBLICATIONS

Annual Report
CON Weekly Reports
Health Facilities Directory
Mississippi Morbidity Reports
Public Health Report
State Health Plan
Strategic Plan
More »

Mississippi State Department of Health • 570 East Woodrow Wilson Dr • Jackson, MS 39216 • 866-HLTHY4U • Contact and information

