



Coronavirus Disease 2019 (COVID-19)

Updated November 11, 2020

The national Centers for Disease Control and Prevention (CDC) and the Mississippi State Department of Health continue to closely monitor the outbreak of respiratory illnesses caused by the novel (new) coronavirus COVID-19, and are working to limit the spread of cases nationally and in Mississippi.

Mississippi Coronavirus Hotline (7 days a week, 7 a.m.-7 p.m.): **877-978-6453**

General Information

- ▶ [COVID-19 and You: Video Q & A with State Health Officer Dr. Thomas Dobbs](#)
- ▶ [COVID-19 overview, questions and answers](#)
- ▶ [Guidance, prevention and testing](#)
- ▶ [Handouts: Basic disease prevention, handwashing and more](#)
- ▶ [ASL, Spanish and Vietnamese materials](#)

Home isolation is mandatory if you have tested positive for COVID-19 by [order of the State Health Officer](#). (If you are awaiting results of routine testing *not* related to exposure, you may [return to work](#) and follow the safety guidance of your employer.) If you have been in contact with someone who has COVID-19, quarantine is also important to protect others. [Find out more »](#)

Healthcare Professionals

Guidance and more →

- ▶ [MSDH healthcare guidance](#)
- ▶ [Electronic reporting](#)
- ▶ [Specimens](#)
- ▶ [Lab dropoff](#)
- ▶ [CDC guidance](#)
- ▶ [MS-HAN Alerts](#)

ALL HEALTHCARE

Current Cases and Statistics

[County and state data →](#)

- ▶ [Today's update](#)
- ▶ [County data reports](#)
- ▶ [State data charts](#)
- ▶ [Schools and LTC facilities](#)
- ▶ [Lab testing](#)
- ▶ [Recoveries](#)

[ALL STATISTICS](#)

Guidance, Testing and Prevention

[Personal and community →](#)

- ▶ [Getting tested](#)
- ▶ [Personal protection](#)
- ▶ [Gatherings and events](#)
- ▶ [Business and community](#)
- ▶ [School guidelines](#)
- ▶ [State agencies](#)

[ALL GUIDANCE](#)

COVID-19 in Mississippi

New Cases and Deaths as of November 10

NEW CASES

1,256

NEW DEATHS

17

New COVID-19 related deaths reported to MSDH as of 6 p.m. yesterday. Fifteen deaths occurred between October 31 and November 10 in the counties below.

County	Total
Alcorn	6
Hinds	1
Itawamba	1
Lamar	1
Panola	1
Pontotoc	2
Sharkey	1
Tallahatchie	1
Tate	1

2 COVID-19 related deaths occurred between November 1 and November 2, identified from death certificate reports.

County	Total
Harrison	1
Simpson	1

LTC OUTBREAKS

123

Current outbreaks in long-term care facilities only. (See [LTC facility outbreak definition](#).)

About our case counts: We currently update our case totals each day based on test results from the previous day. Outside laboratories also report positive test results to us, which are included in our totals. Repeated tests for the same individual are counted only once. County case numbers and deaths may change as investigation finds new or additional information.

County COVID-19 Data

Race and Ethnicity

- ▶ [Total COVID-19 cases and deaths by county, race and ethnicity](#) PDF
Current and past data tables, updated daily

Data Snapshots for Individual Counties

- ▶ [Weekly COVID-19 snapshots for each Mississippi county](#)

High Cases and Incidence

- ▶ [Mississippi counties ranked by weekly cases and incidence](#)

Cumulative Cases and Deaths by County

Totals of all reported COVID-19 cases for 2020, including those in long-term care (LTC) facilities.

The numbers in this table are provisional. County case numbers and deaths may change as investigation finds new or additional information. The data provided below is the most current available.

County	Total Cases	Total Deaths	Total LTC Facility Cases	Total LTC Facility Deaths
Adams	1204	47	64	14
Alcorn	1241	20	73	8
Amite	446	14	15	2
Attala	897	27	92	20
Benton	425	15	44	8
Bolivar	2184	82	220	30
Calhoun	669	13	25	4
Carroll	607	13	45	9
Chickasaw	935	31	47	14
Choctaw	243	7	1	0
Claiborne	555	16	43	9
Clarke	828	53	93	27
Clay	782	25	20	3
Coahoma	1326	37	106	7
Copiah	1471	38	72	9
Covington	1083	31	64	14
De Soto	8430	85	100	20
Forrest	3307	83	177	41
Franklin	267	3	4	1
Total	129,394	3,497	7,072	1,358

County	Total Cases	Total Deaths	Total LTC Facility Cases	Total LTC Facility Deaths
George	1117	21	36	6
Greene	526	19	40	6
Grenada	1284	42	114	21
Hancock	1003	33	57	8
Harrison	6224	98	294	34
Hinds	8684	183	484	80
Holmes	1182	60	102	20
Humphreys	491	18	28	7
Issaquena	108	4	0	0
Itawamba	1308	31	89	17
Jackson	5528	103	113	11
Jasper	751	19	1	0
Jefferson	293	11	13	3
Jefferson Davis	486	15	8	1
Jones	3184	85	187	38
Kemper	351	15	41	9
Lafayette	2764	43	123	28
Lamar	2537	46	41	11
Lauderdale	2894	141	283	75
Lawrence	604	14	26	2
Leake	1228	43	42	7
Lee	4145	87	194	39
Leflore	1854	88	194	47
Lincoln	1545	64	162	36
Lowndes	2044	62	102	33
Madison	4146	96	250	45
Marion	1019	46	92	15
Marshall	1761	37	59	12
Monroe	1690	76	172	52
Montgomery	633	23	53	9
Neshoba	1979	111	131	39
Newton	935	29	40	10
Noxubee	628	17	21	4
Total	129,394	3,497	7,072	1,358

County	Total Cases	Total Deaths	Total LTC Facility Cases	Total LTC Facility Deaths
Oktibbeha	2190	57	193	31
Panola	1889	43	60	8
Pearl River	1277	64	95	23
Perry	566	24	20	7
Pike	1479	58	98	27
Pontotoc	1733	24	19	2
Prentiss	1234	23	52	4
Quitman	438	7	0	0
Rankin	4586	89	181	23
Scott	1349	29	21	3
Sharkey	292	16	43	8
Simpson	1310	52	122	19
Smith	643	16	55	8
Stone	580	14	56	9
Sunflower	1758	54	84	15
Tallahatchie	910	27	29	7
Tate	1425	42	67	14
Tippah	1061	27	61	2
Tishomingo	935	41	96	26
Tunica	564	18	15	2
Union	1393	25	46	11
Walthall	687	27	67	13
Warren	1630	56	125	26
Washington	2823	105	181	39
Wayne	1083	22	59	10
Webster	392	14	52	11
Wilkinson	354	22	20	5
Winston	982	22	44	11
Yalobusha	610	23	78	15
Yazoo	1395	36	136	14
Total	129,394	3,497	7,072	1,358

Case Classifications

Mississippi investigates and reports both probable and confirmed cases and deaths according to the [CSTE case definition](#).

	Confirmed	Probable	Total
Cases	109,679	19,715	129,394
Deaths	3,108	389	3,497

Confirmed cases and deaths are generally determined by positive PCR tests, which detect the presence of ongoing coronavirus infection.

Probable cases are those who test positive by other testing methods such as antibody or antigen, and have recent symptoms consistent with COVID-19, indicating a recent infection.

Probable deaths are those individuals with a designation of COVID-19 as a cause of death on the death certificate, but where no confirmatory testing was performed.

Deaths from COVID-19 and Other Causes

This table of death counts compares COVID-19 deaths in Mississippi by week with deaths from other major causes, including contributing and underlying causes.

► [Mississippi Provisional Death Counts by Week](#)

Updated weekly

K-12 School Report

Mississippi K-12 schools make weekly reports of cases among students, teachers and staff, number of outbreaks, and teachers and students under quarantine as a result of COVID-19 exposure. An outbreak in a school setting is defined as 3 or more individuals diagnosed with COVID-19 in the same group within a 14-day period.

Note: These cases have been directly reported to MSDH by each school, and may not yet have appeared in our state and county totals of cases reported by laboratories.

► [K-12 reports of COVID-19 school cases, outbreaks and exposure](#)

Updated weekly

Long-Term Care Facility Cases and Outbreaks

Long-term care (LTC) facilities like nursing homes are considered high risk locations because their residents are older or in poor health. A single confirmed COVID-19 infection in an LTC facility resident, or more than one infection in employees or staff in a 14-day period constitutes an outbreak. Residential care facilities also represent group living facilities where COVID-19 can be easily spread. We investigate residents, staff and close contacts of infected individuals for possible exposure.

These outbreak figures are reported directly to MSDH by the facility. Many of the cases and deaths reported by facilities may not yet be included in our totals of lab-reported cases.

► [Mississippi COVID-19 cases and deaths in long-term care facilities](#) PDF

Long-term care facilities include nursing homes, personal care homes, assisted living homes, and intermediate care facilities for individuals with intellectual disability (ICF-IID)

► [Mississippi COVID-19 cases and deaths in residential care facilities](#) PDF

Residential care facilities include psychiatric or chemical dependency residential treatment centers and long-term acute care facilities.

Ongoing Outbreaks in Nursing Homes

Because nursing homes report COVID-19 data directly to the Centers for Medicare and Medicaid (CMS), we have replaced our usual long-term care facility report with the most recent CMS nursing home data, avoiding duplicate reporting requirements for these facilities.

Data such as illness in residents and staff, deaths in residents, as well as a number of other data elements are now publicly available on the CMS website. MSDH is providing the following links to view this data, which is reported directly by the Nursing Homes and is updated daily.

Note: Cases and deaths listed on the CMS website may not have appeared yet in our county totals, which are based on reports from testing laboratories.

- ▶ [Search for nursing home COVID-19 data](#)
- ▶ [About the CMS COVID-19 dataset](#)
- ▶ [CMS state and national COVID-19 nursing home data](#)

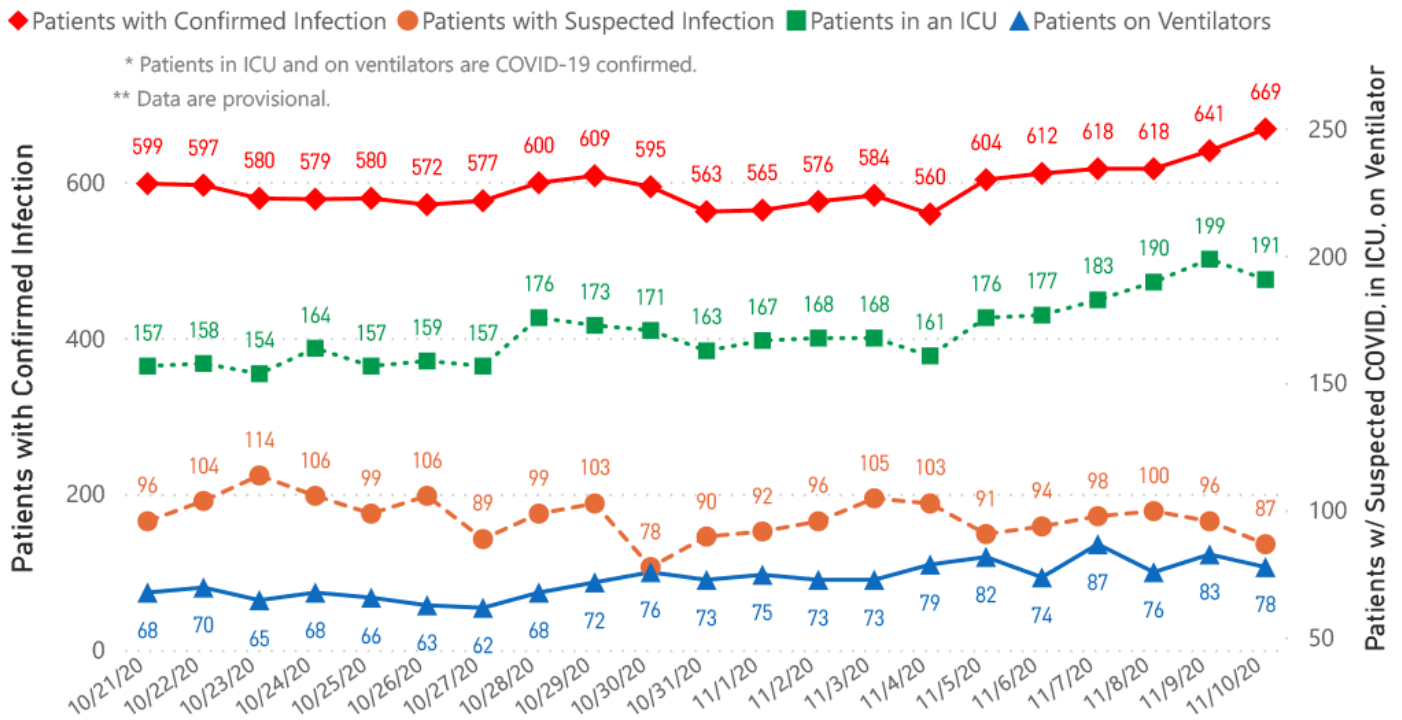
Mississippi COVID-19 Data Charts and Map

All data reports below are updated as they become available.

Hospitalizations and Bed Availability

- ▶ [Interactive chart of hospitalizations by date](#)
- ▶ [Interactive chart of local and state hospital bed availability](#)

COVID-19 Hospitalizations Reported by MS Hospitals, 10/21/20-11/10/20 *,**



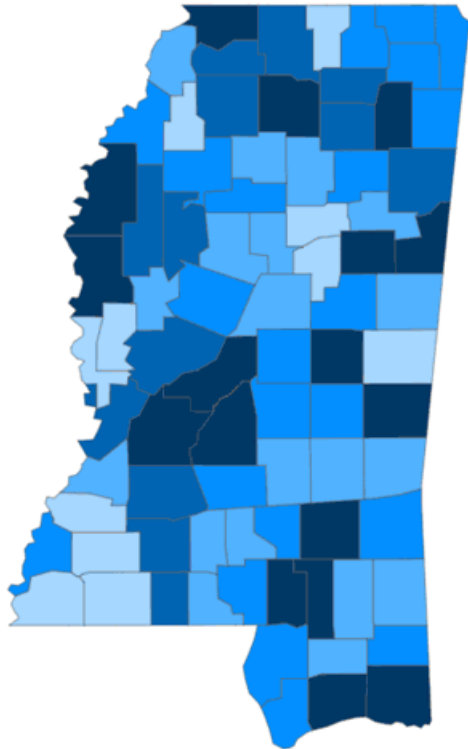
Daily Statewide Data Charts

Our state case map and other data charts are also available in interactive form.

- ▶ [View interactive map](#)
- ▶ [View interactive epidemiological trend and syndromic surveillance](#)

The charts below are based on available data at the time of publication. Charts do **not** include cases where insufficient details of the case are known.

Mississippi COVID-19
Cases and Deaths by Race with Ethnicity
as of 6 pm CT, November 10, 2020



● 1 to 450 ● 451 to 900 ● 901 to 1350 ● 1351 to 1900 ● >1900

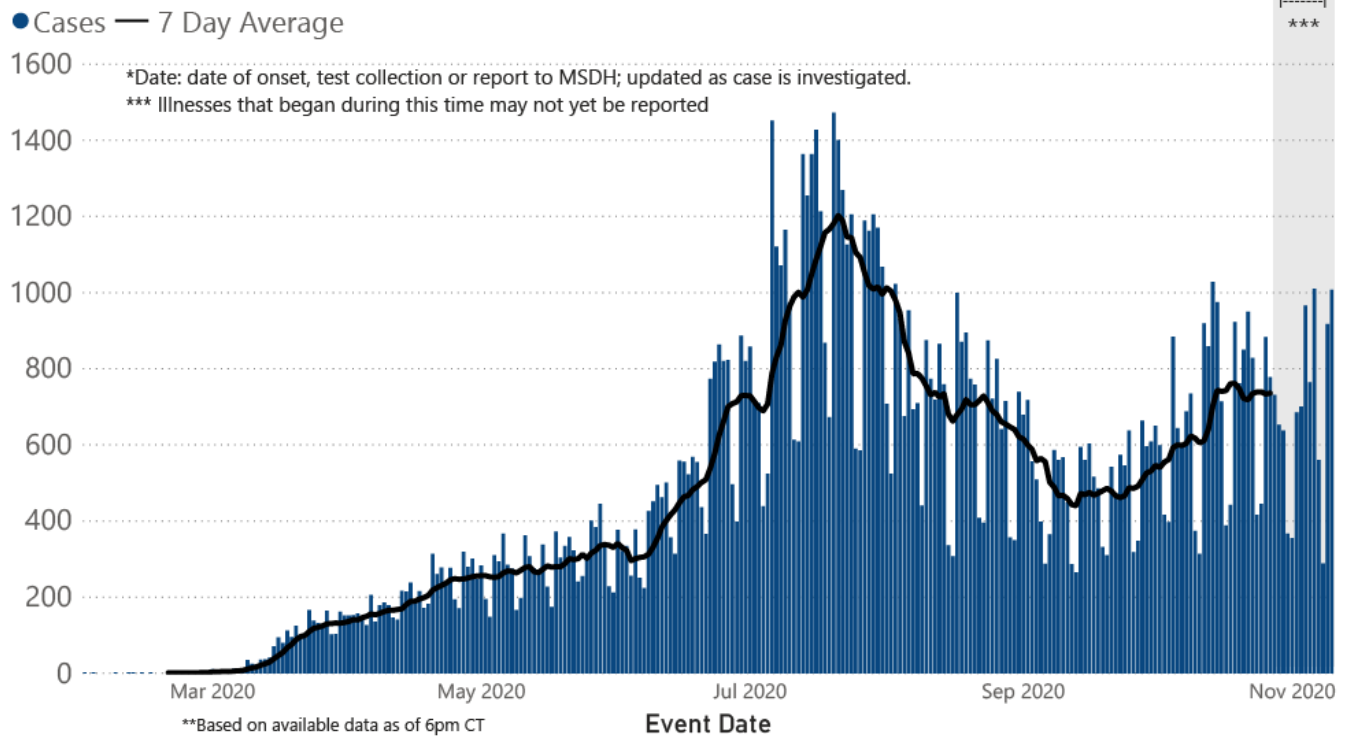
Total Cases
129,394

	American Indian or Alaska Native	Asian	Black	White	Other	Unknown
Non Hispanic	593	374	38,562	41,533	1,444	635
Hispanic	21	15	181	1,083	2,022	208
Unknown Ethnicity	805	103	8,704	10,431	5,107	17,573

Total Deaths
3,497

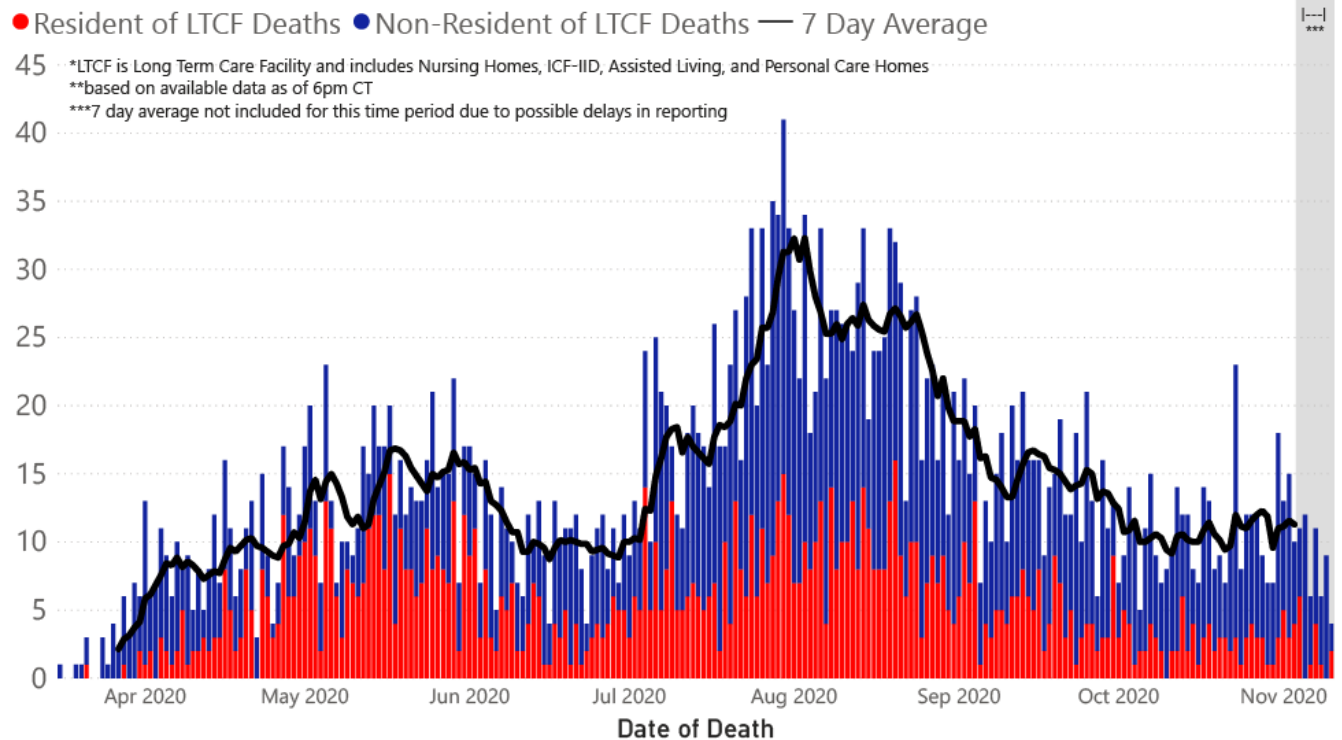
	American Indian or Alaska Native	Asian	Black	White	Other	Unknown
Non Hispanic	65	3	1,385	1,415	18	5
Hispanic	1	0	7	20	15	1
Unknown Ethnicity	21	5	185	239	29	83

COVID-19 Cases by Date* through November 10, 2020**, Mississippi

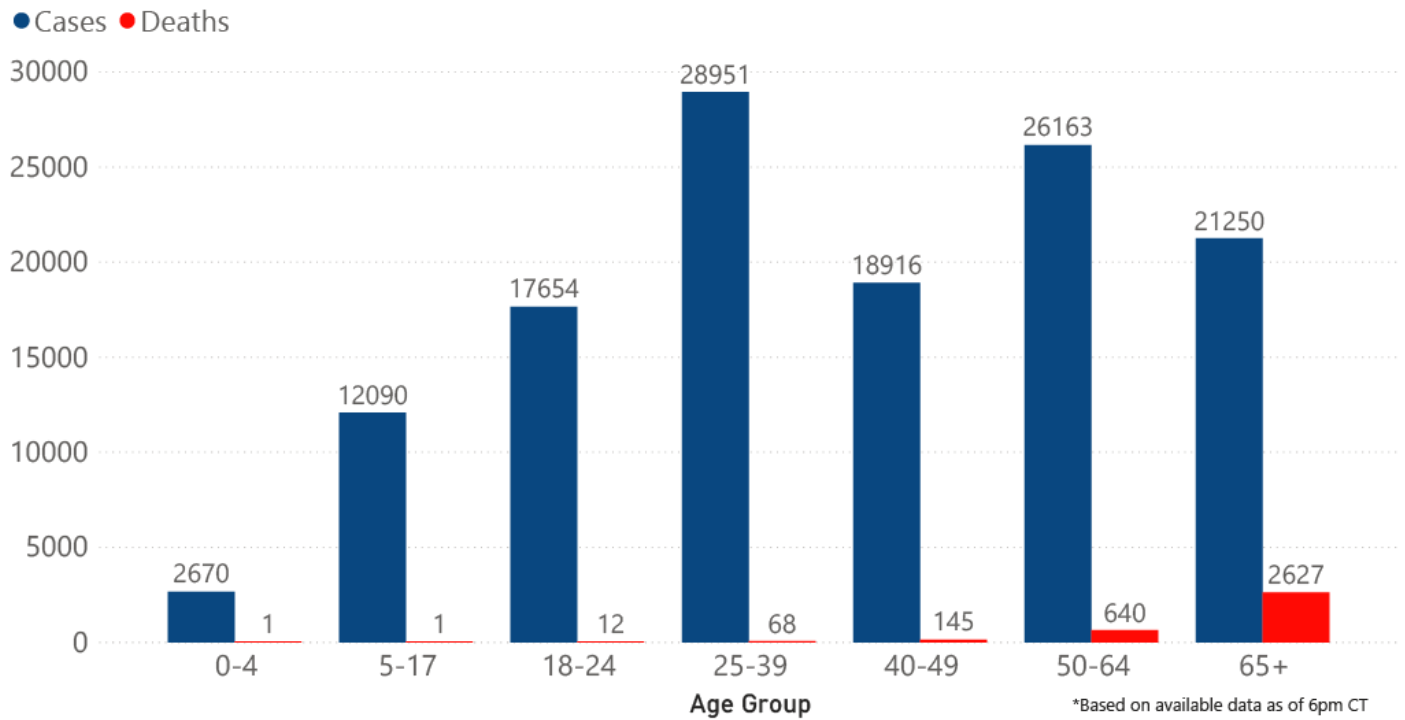


Note: Values up to two weeks in the past on the chart of Cases by Date above can change as we update it with new information from disease investigation.

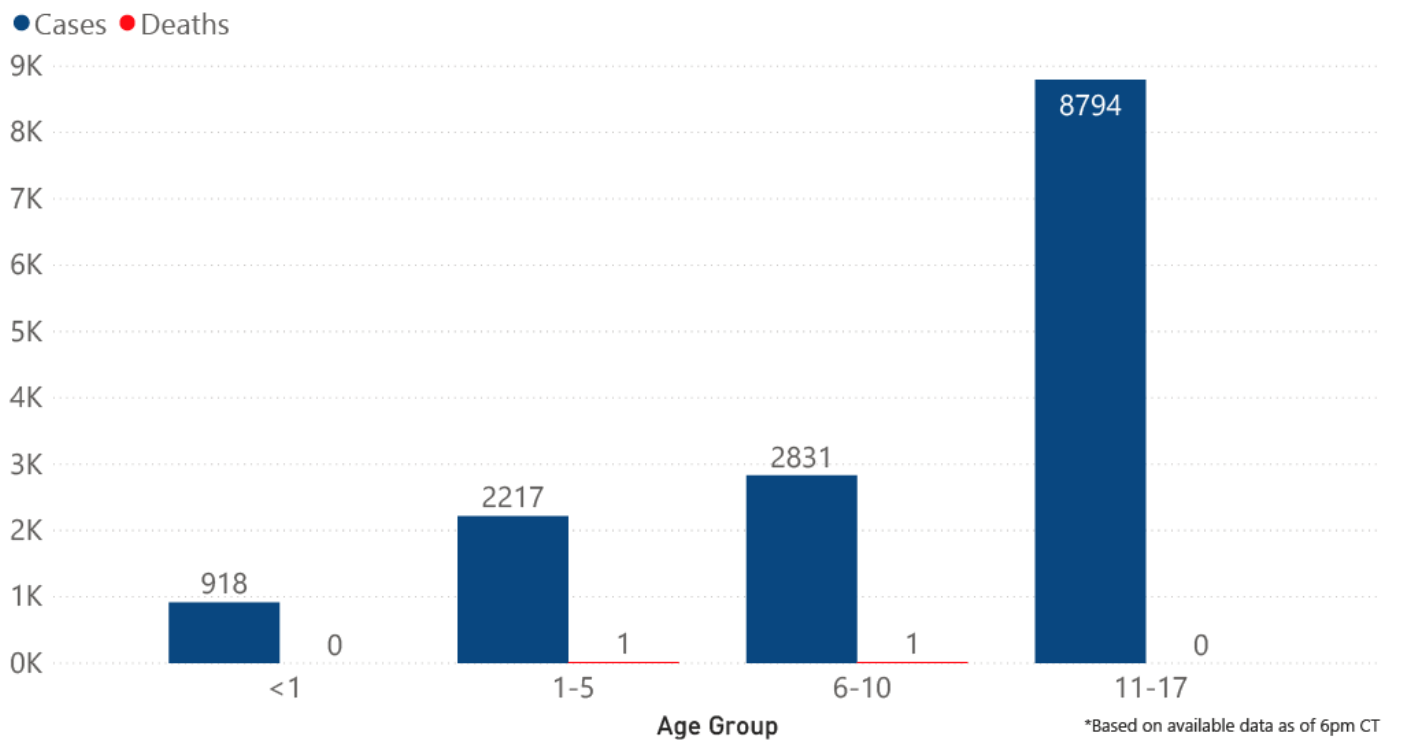
COVID-19 LTCF* and Non-LTCF Deaths by Date of Death through November 10, 2020**, Mississippi



COVID-19 Cases and Deaths by Age Group through November 10, 2020*, Mississippi

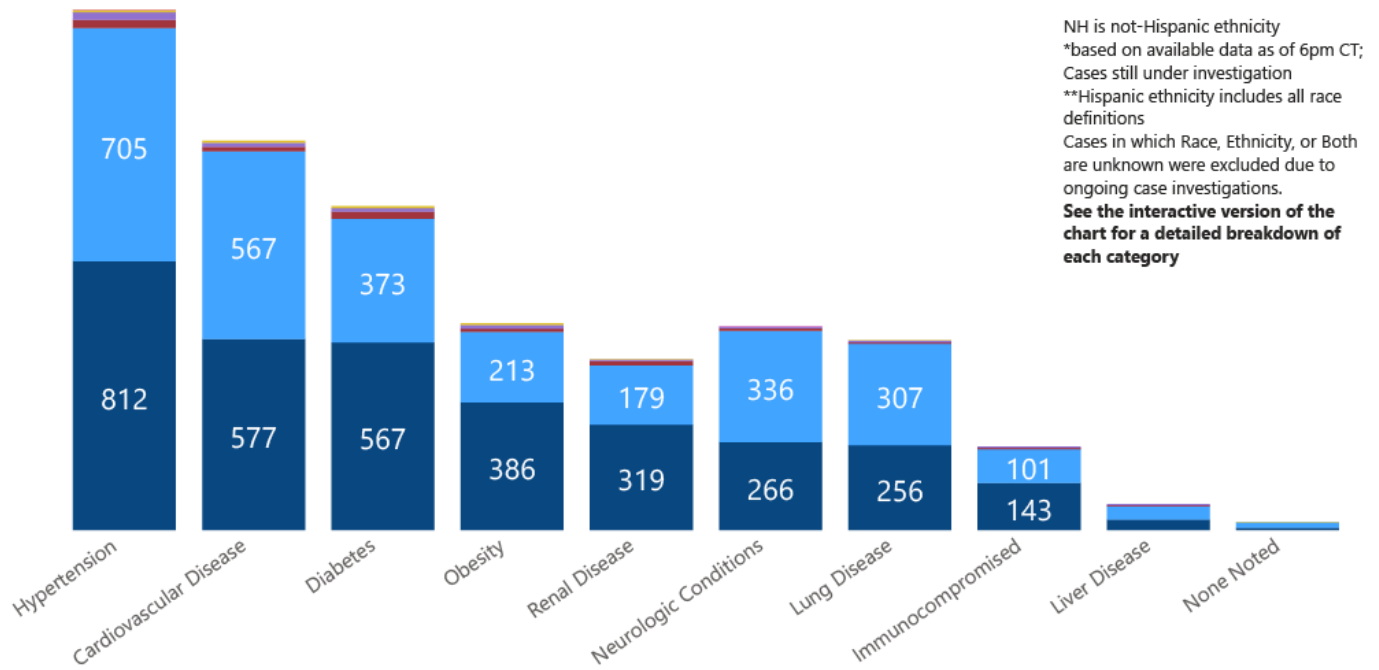


COVID-19 Pediatric Cases and Deaths by Age Group through November 10, 2020*, Mississippi

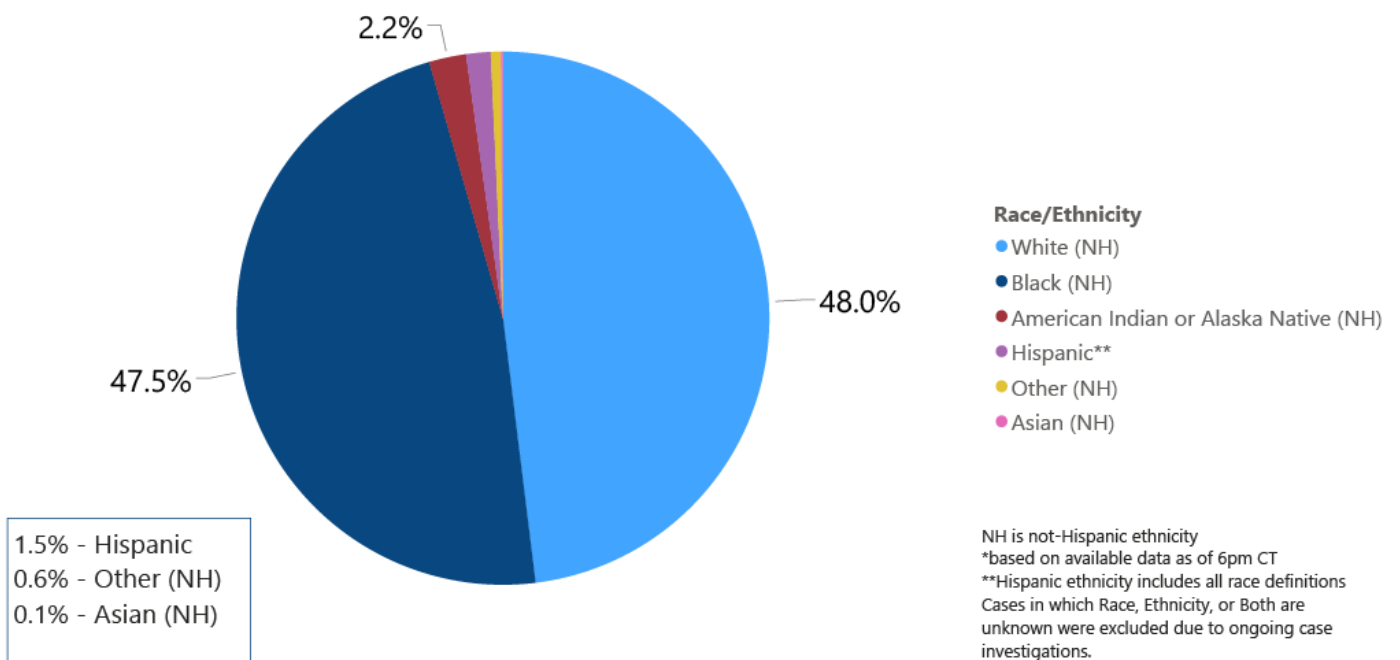


COVID-19 Underlying Conditions in Deaths by Race/Ethnicity through November 8, 2020*, Mississippi

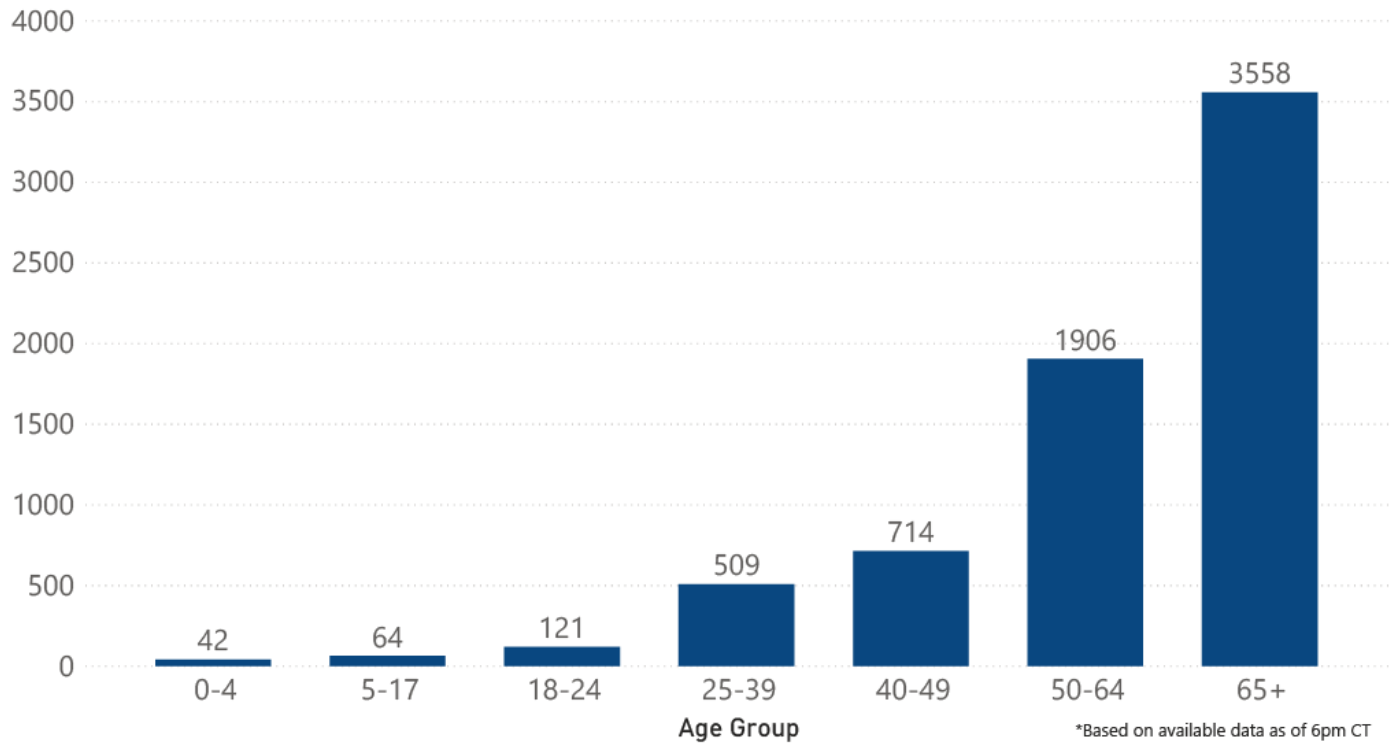
Race/Ethnicity ● Black (NH) ● White (NH) ● American Indian or Alaska Native (NH) ● Hispanic** ● Other (NH) ● Asian (NH)



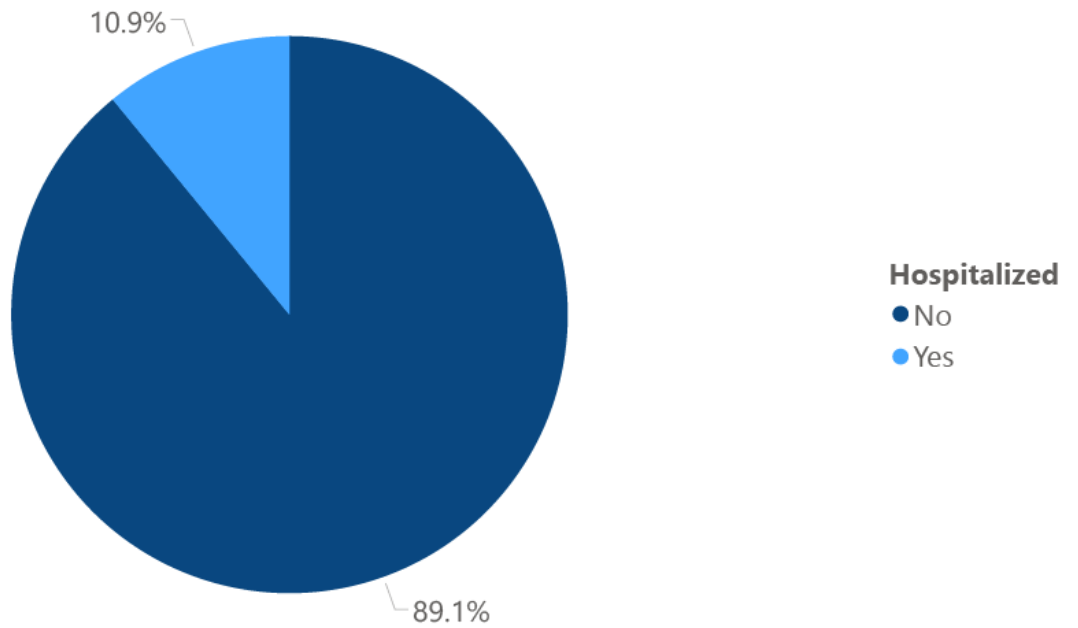
COVID-19 Deaths by Race/Ethnicity through November 8, 2020*, Mississippi



COVID-19 Hospitalized Cases by Age through November 8, 2020*, Mississippi



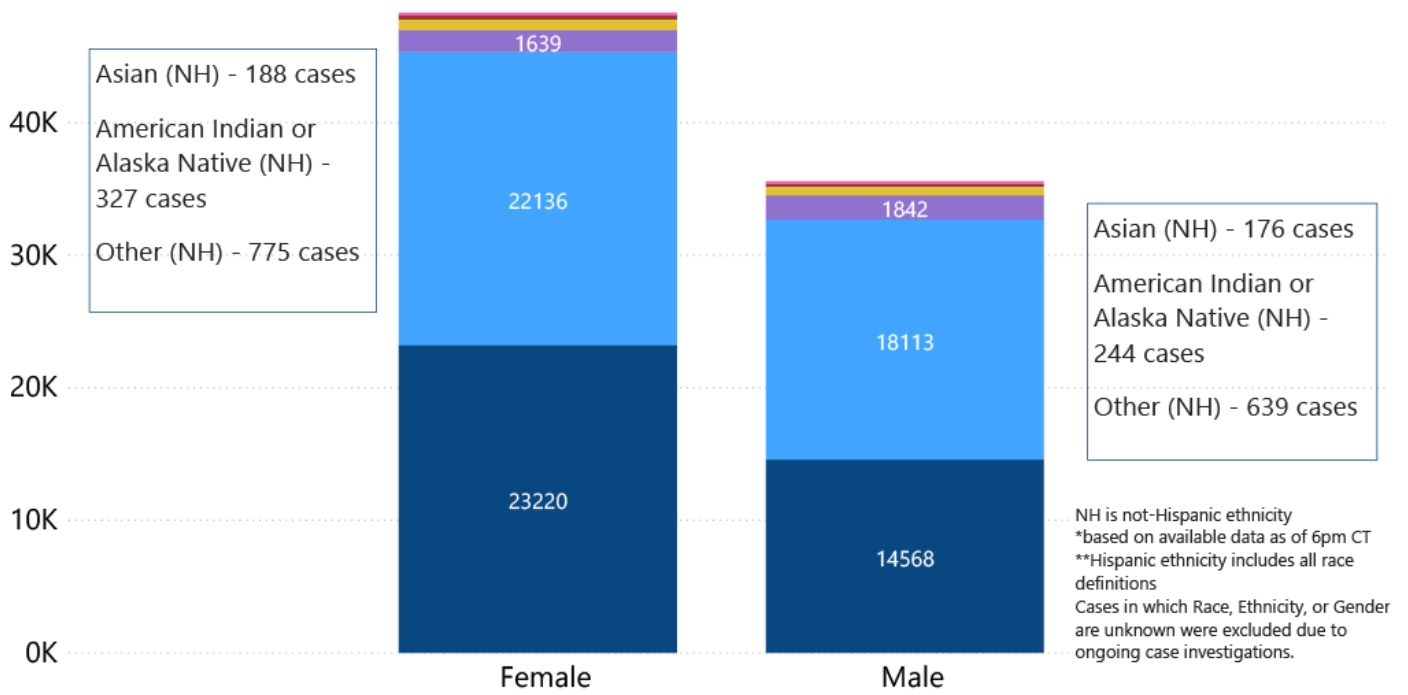
COVID-19 Cumulative Hospitalizations- Investigated Cases November 8, 2020 *



* Cases in which hospitalization is unknown were excluded due to ongoing case investigations; based on available data as of 6 pm CT

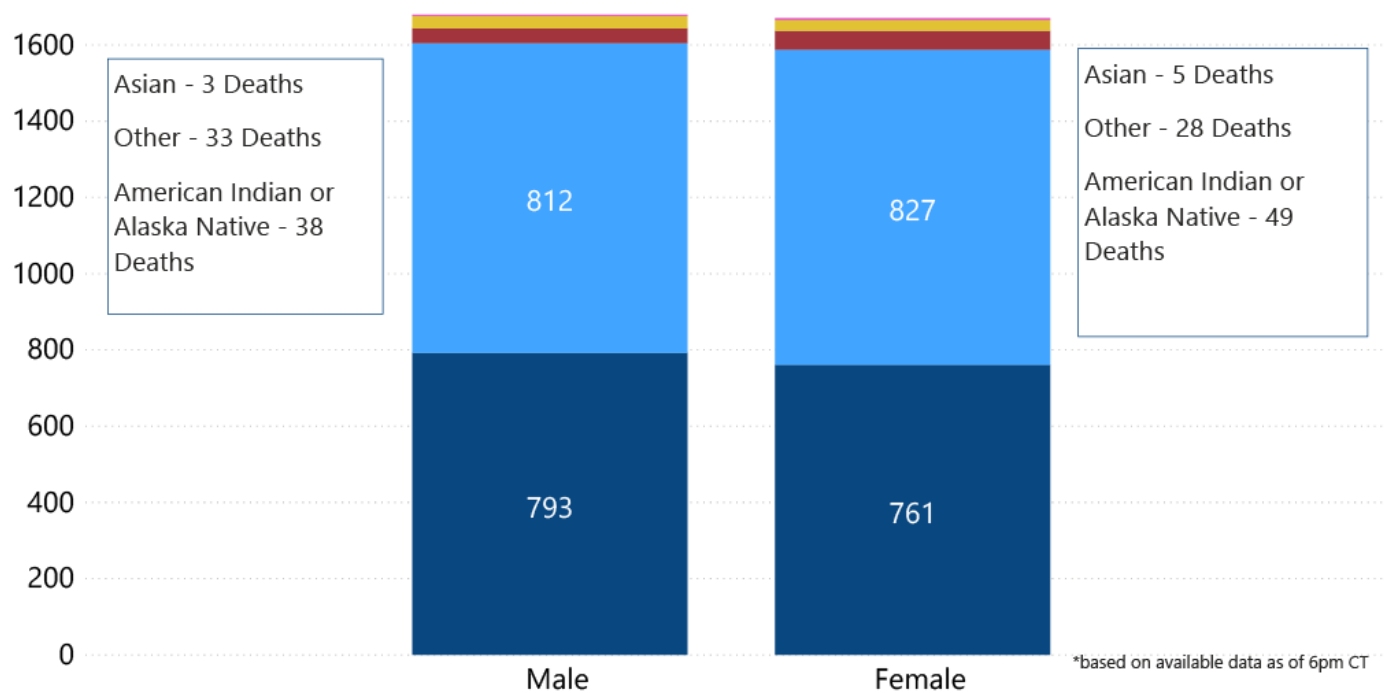
COVID-19 Cases by Race/Ethnicity and Gender through November 8, 2020*, Mississippi

Race/Ethnicity ● Black (NH) ● White (NH) ● Hispanic** ● Other (NH) ● American Indian or Alaska Native (NH) ● Asian (NH)

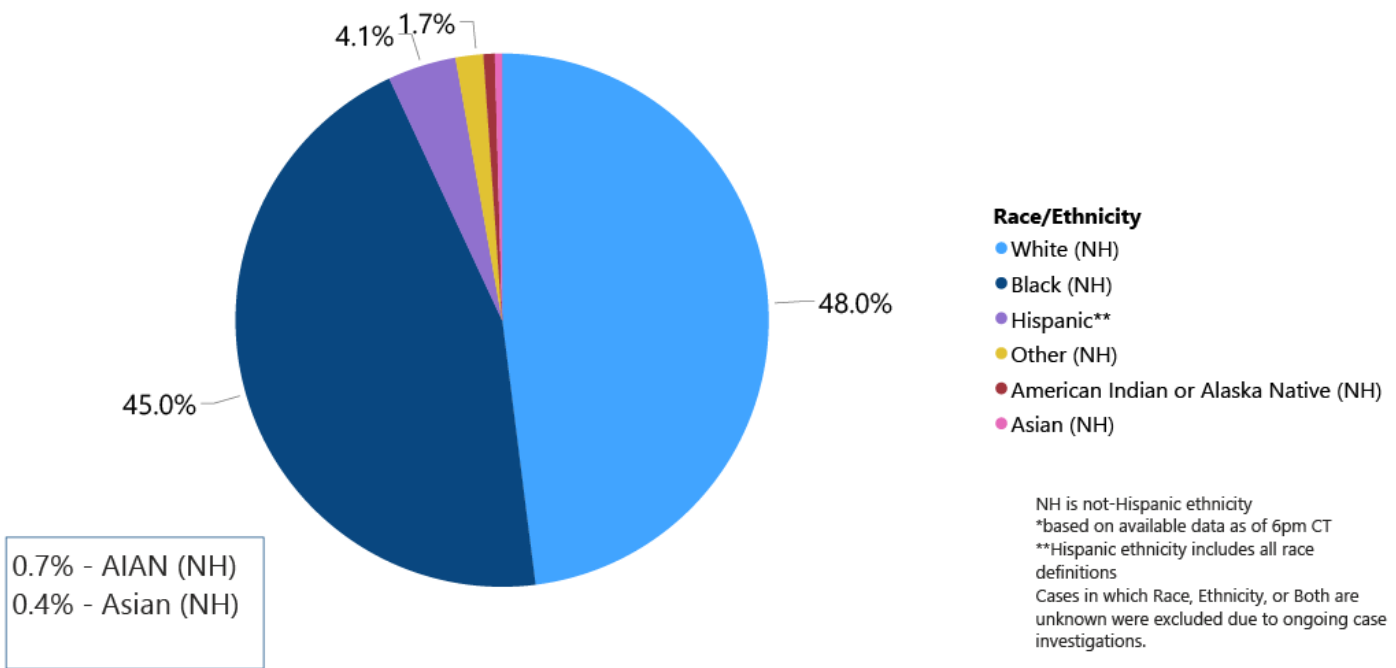


COVID-19 Deaths by Race and Gender through November 8, 2020*, Mississippi

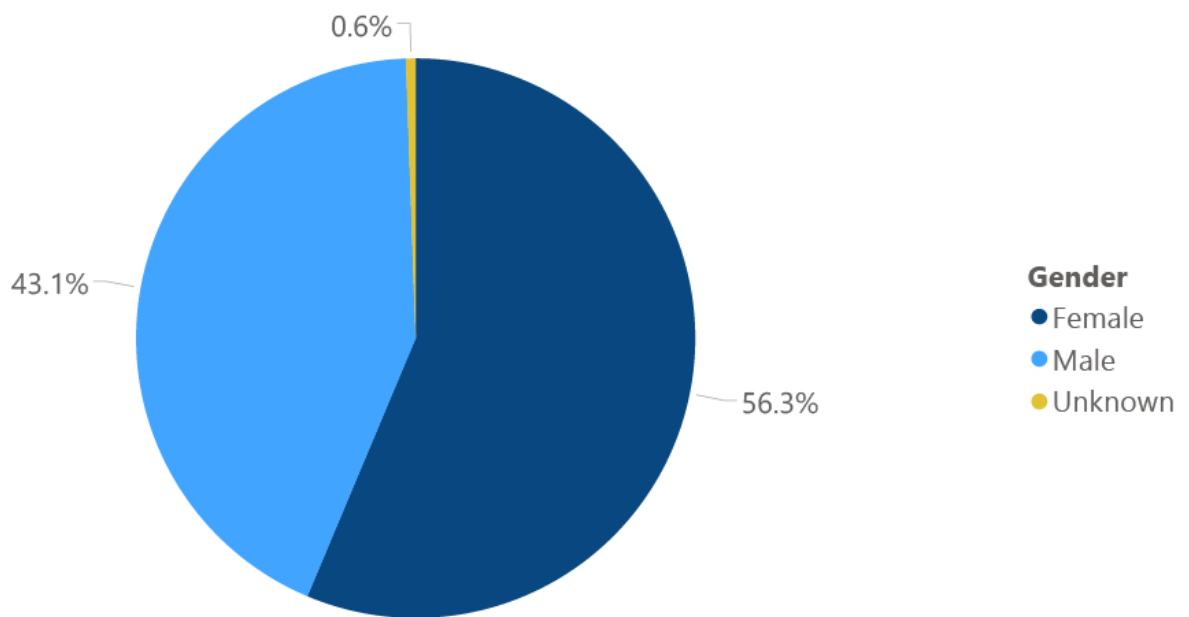
Race ● Black ● White ● American Indian or Alaska Native ● Other ● Asian



COVID-19 Cases by Race/Ethnicity through November 8, 2020*, Mississippi



COVID-19 Cases by Gender through November 8, 2020*, Mississippi



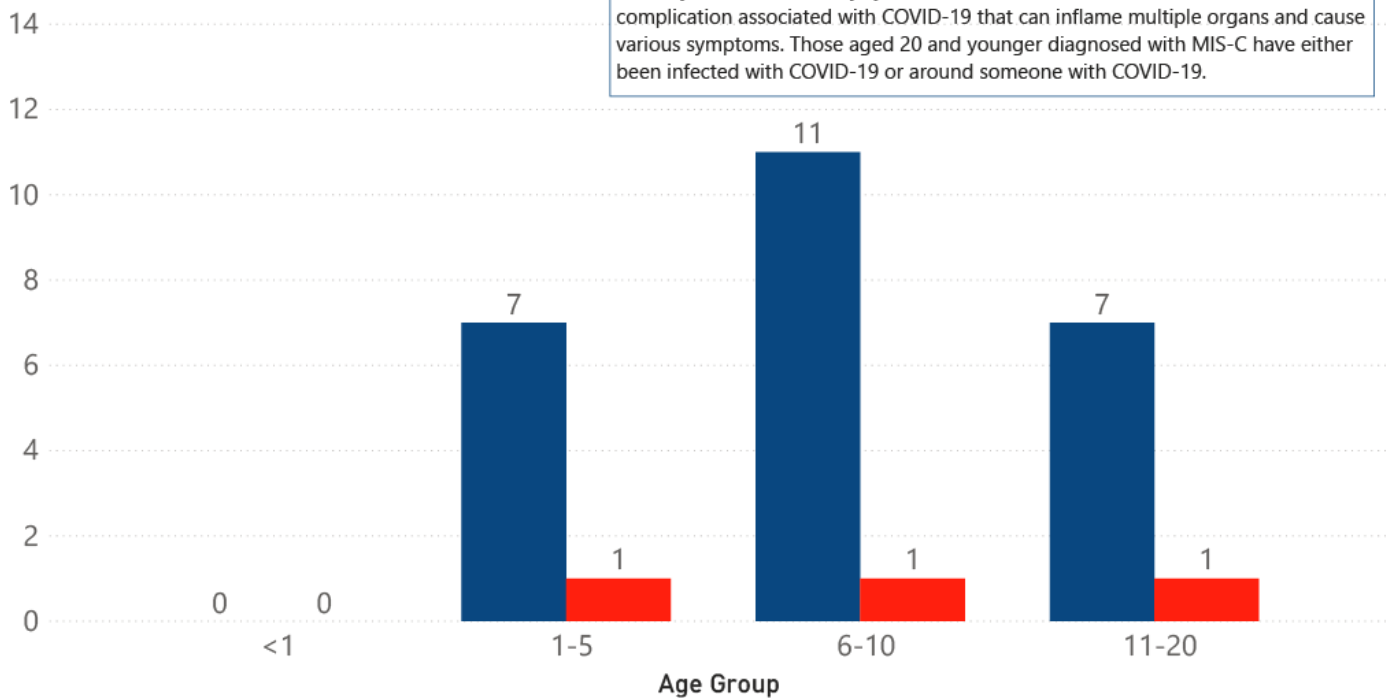
*Based on available data as of 6pm CT

Weekly Pediatric MIS-C Cases and Deaths

[Multisystem inflammatory syndrome in children \(MIS-C\)](#) is a rare but serious condition associated with COVID-19 that causes inflammation in many body parts, including the heart and other vital organs.

MIS-C* Cases and Deaths by Age Group through November 8, 2020, Mississippi

● MIS-C Cases ● MIS-C Deaths



Weekly High Case and High Incidence Counties

Tracking counties with recent high numbers of COVID-19 cases, adjusted for population, provides insight on where local outbreaks are most serious, and where protective measures should be increased. For more accurate reporting, these weekly charts include sample collection dates only up to seven days in the past to allow for case investigation and delays in lab test reports.

Cases counts in these charts is based on the date of illness onset. If the date of illness is not known, the date the test sample was taken, or the date of test result reporting is used instead. Counts are adjusted as cases are investigated.

Counties are ranked by highest weekly case counts, and by weekly incidence (cases proportional to population). A separate table ranking all counties is also available. **All tables updated weekly.**

► [Full tables of counties ranked by weekly incidence and cases](#) PDF

COVID-19 High Incidence MS Counties Over 2 Week Period (October 19- November 1, 2020*)

County	Cases (October 19-November 1)	Cases per 100,000 (October 19-November 1)	Cases to Date (through November 1)	Cases per 100,000 Total	Percent Change
YALOBUSHA	88	726.8	589	4864.6	18%
CARROLL	68	683.6	540	5428.8	14%
HUMPHREYS	50	620.0	472	5853.2	12%
MARSHALL	197	558.2	1594	4516.3	14%
BENTON	46	557.0	383	4637.4	14%
COVINGTON	98	525.9	1031	5532.3	11%
LEFLORE	145	514.5	1781	6319.4	9%
PERRY	59	492.8	548	4577.0	12%
DESOTO	901	487.2	7733	4181.2	13%
TATE	136	480.2	1302	4597.3	12%
TIPPAH	105	476.9	986	4478.8	12%
MONTGOMERY	46	470.6	578	5913.0	9%

*based on available data as of 6pm CT
 Cases based on test date. Cases without test date excluded due to ongoing investigations.
 Table will be updated weekly. A one week lag is used for reporting.

COVID-19 High Case MS Counties Over 2 Week Period (October 19-November 1, 2020*)

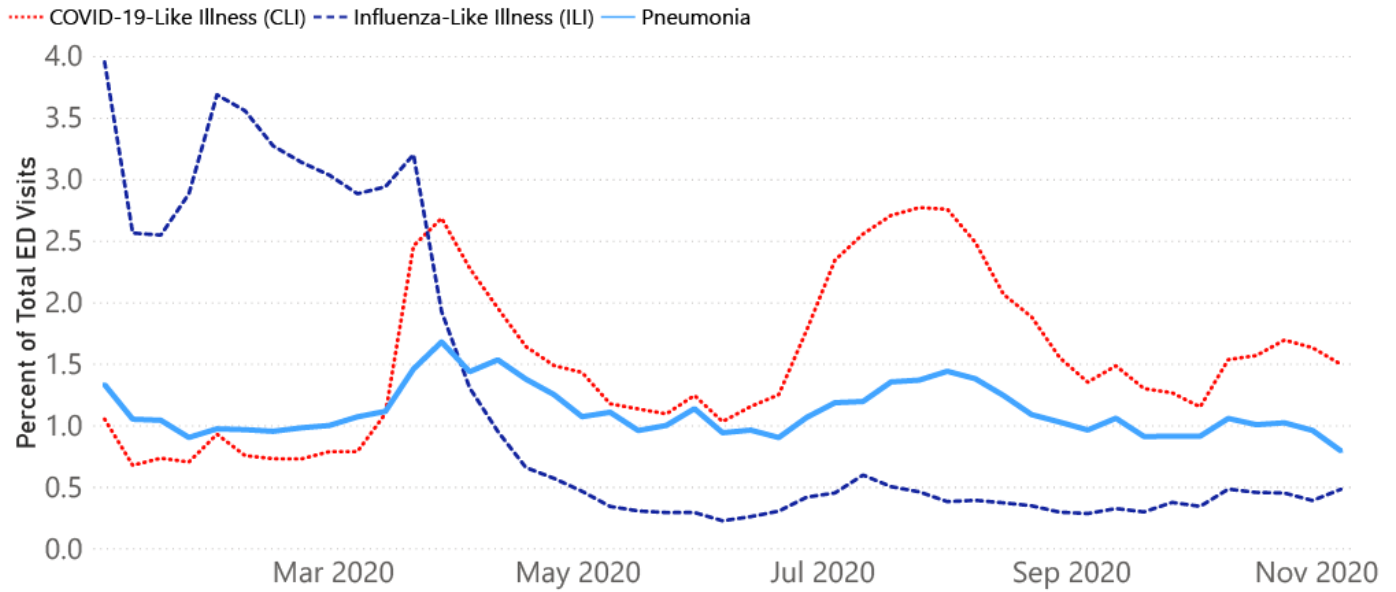
County	Cases (October 19-November 1)	Cases per 100,000 (October 19-November 1)	Cases to Date (through November 1)	Cases per 100,000 Total	Percent Change
DESOTO	901	487.2	7733	4181.2	13%
HARRISON	714	343.1	5745	2761.0	14%
JACKSON	613	426.8	5080	3537.2	14%
HINDS	458	197.6	8276	3569.7	6%
RANKIN	345	222.2	4238	2729.4	9%
LEE	338	395.6	3784	4429.0	10%
LAUDERDALE	298	402.0	2710	3656.0	12%
LAMAR	219	345.7	2421	3822.0	10%
FORREST	213	284.4	3197	4268.5	7%
MARSHALL	197	558.2	1594	4516.3	14%
JONES	187	274.6	3057	4489.1	7%
MADISON	183	172.2	3950	3716.9	5%

*based on available data as of 6pm CT
 Cases based on test date. Cases without test date excluded due to ongoing investigations.
 Table will be updated weekly. A one week lag is used for reporting.

Syndromic Surveillance

Emergency department visits by those with symptoms characteristic of COVID-19, influenza and pneumonia, updated weekly.

Percentage of Emergency Department and Clinic visits for CLI, ILI, and Pneumonia Cases Weekly Statewide Summary, January 4, 2020 - November 7, 2020



*The graph represents syndromic surveillance data from emergency department visits, reported electronically by hospitals throughout the state, that are consistent with COVID-19-Like Illness (CLI), Influenza-Like Illness (ILI), and Pneumonia. Based on available data as of 6pm CT. Graph will be updated weekly.

Estimated Recoveries

Presumed COVID-19 cases recovered, estimated weekly (does not include cases still under investigation).

COVID-19 Presumed Recovered Cases through November 8, 2020, Mississippi

111,430

Presumed Recovered*

*Reflects Provisional Estimates. Presumed Recovered if:

- 1) It has been 14 days or more since the case tested positive, if they were not hospitalized
- 2) It has been 21 days or more since the case tested positive, if they were hospitalized or hospitalization was unknown.

All deaths excluded. Presumed recovered counts will be updated weekly.

U.S. and World Cases

- ▶ [COVID-19 cases in the United States \(CDC\)](#)
- ▶ [U.S. COVID-19 Tracker \(CDC\)](#)
- ▶ [COVID-19 Global Case Map \(Johns Hopkins University\)](#)

COVID-19 Testing

Statewide Combined Testing as of November 7

COVID-19 testing providers around the state include commercial laboratories as well as hospital labs. Combined with testing done by the MSDH Public Health Laboratory, the figures provide a complete picture of all Mississippi testing. (Updated weekly)

PCR testing detects current, active COVID-19 infection in an individual.

Antibody (serology) testing identifies individuals with past COVID-19 infection based on antibodies they develop one to three weeks after infection.

Antigen testing is another way to identify current COVID-19 infection.

	Total tests	PCR	Antibody	Antigen
MSDH Public Health Laboratory	123,289	122,047	1,242	0
Other testing providers	1,029,372	860,349	45,781	123,242
Total tests for COVID-19 statewide	1,152,661	982,396	47,023	123,242

MSDH Individuals Tested as of November 10

MSDH Public Health Laboratory (MPHL) testing totals as of 3 p.m. These totals are for tests performed at the MPHL only.

- Total individuals tested by the MPHL: **84,736**
- Total positive individuals from MPHL tests: **9,219**

Getting Tested for COVID-19

The MSDH Public Health Laboratory, its partners, and private providers are testing statewide for COVID-19.

Anyone with symptoms of fever, severe cough or severe chest pains – especially those who are older or in poor health – should make arrangements for testing with their doctor or one of the many healthcare providers now performing testing. Healthcare providers can assess your health history and symptoms, and perform testing for COVID-19 as needed. MSDH is also helping conduct free drive-up testing sites in many parts of the state. **Always call ahead to the testing provider for instructions on safely being examined before you visit for your test.**

- ▶ [Find a COVID-19 testing provider near you](#)

Prevention and Guidance for Individuals and the Community

- ▶ [Preventive steps to take, recommendations, guidance and general information on COVID-19](#)

Get weekly restaurant inspections and more by e-mail:



Related resources

- ▶ [IT IS REAL: COVID-19 as Told by Survivors](#)
- ▶ [Local COVID-19 Testing Providers](#)
- ▶ [COVID-19 Guidance and Prevention for Individuals and the Community](#)
Updated November 3, 2020

More topics

- ▶ [\[Espanol, Tieng Viet, ASL \]](#)
- ▶ [County Data](#)
- ▶ [Diagnostic Testing EUA](#)
- ▶ [Handouts and Posters](#)
- ▶ [Healthcare Professionals](#)
- ▶ [Interactive Map and Charts](#)
- ▶ [Long-Term Care Outbreaks](#)
- ▶ [Prevention and Safety Guidance](#)
- ▶ [School Cases and Outbreaks](#)
- ▶ [Testing for COVID-19](#)



FREE

Community STD/HIV Education

Up-to-date information and education for those living with STDs or HIV, or fighting against it.

Sessions monthly

[LEARN MORE](#)

FINANCIAL CRISIS

AGENCY

[About Us](#)

[Administration](#)

[Board of Health](#)

[County Offices](#)

[Institutional Review](#)

[Jobs](#)

[Locations](#)

[Public Health Laboratory](#)

[RFPs/Grants](#)

[More »](#)

[Intranet](#)

[OHIT+ER Service Center](#)

[Webmail](#)

INFORMATION

[Apps](#)
[Calendar of Events](#)
[Contact Us](#)
[Meetings](#)
[Health Resources](#)
[Hotlines](#)
[Locations](#)
[News](#)
[Newsletter](#)
[Phone Numbers](#)
[Español](#)

I NEED A ...

[Birth Certificate](#)
[Certificate of Need](#)
[Children's Health Insurance](#)
[Complaint Form](#)
[Criminal History Check](#)
[Death Certificate](#)
[Divorce Record](#)
[Food Permit](#)
[Immunization Record](#)
[J-1 Visa](#)
[License Verification](#)
[Marriage Record](#)
[Professional License](#)
[Public Records Request](#)
[Wastewater Application](#)

PUBLICATIONS

[Annual Report](#)
[CON Weekly Reports](#)
[Health Facilities Directory](#)
[Mississippi Morbidity Reports](#)
[Public Health Report](#)
[State Health Plan](#)
[Strategic Plan](#)
[More »](#)

