



Coronavirus Disease 2019 (COVID-19)

Updated November 20, 2020

The national Centers for Disease Control and Prevention (CDC) and the Mississippi State Department of Health continue to closely monitor the outbreak of respiratory illnesses caused by the novel (new) coronavirus COVID-19, and are working to limit the spread of cases nationally and in Mississippi.

Mississippi Coronavirus Hotline (7 days a week, 7 a.m.-7 p.m.): **877-978-6453**

General Information

MSDH COVID-19 vaccination plan (draft)

- ▶ [COVID-19 and You: Video Q & A with State Health Officer Dr. Thomas Dobbs](#)
- ▶ [COVID-19 overview, questions and answers](#)
- ▶ [Guidance, prevention and testing](#)
- ▶ [Handouts: Basic disease prevention, handwashing and more](#)
- ▶ [ASL, Spanish and Vietnamese materials](#)

Home isolation is mandatory if you have tested positive for COVID-19 by [order of the State Health Officer](#). (If you are awaiting results of routine testing *not* related to exposure, you may [return to work](#) and follow the safety guidance of your employer.) If you have been in contact with someone who has COVID-19, quarantine is also important to protect others. [Find out more »](#)

Healthcare Professionals

Guidance and more →

- ▶ [MSDH healthcare guidance](#)
- ▶ [Electronic reporting](#)
- ▶ [Specimens](#)
- ▶ [Lab dropoff](#)
- ▶ [CDC guidance](#)
- ▶ [MS-HAN Alerts](#)

ALL HEALTHCARE

Current Cases

and Statistics

County and state data →

- ▶ Today's update
- ▶ County data reports
- ▶ State data charts
- ▶ Schools and LTC facilities
- ▶ Lab testing
- ▶ Recoveries

ALL STATISTICS

Guidance, Testing and Prevention

Personal and community →

- ▶ Getting tested
- ▶ Personal protection
- ▶ Gatherings and events
- ▶ Business and community
- ▶ School guidelines
- ▶ State agencies

ALL GUIDANCE

COVID-19 in Mississippi

New Cases and Deaths as of November 19

NEW CASES

1,638

NEW DEATHS

23

New COVID-19 related deaths reported to MSDH as of 6 p.m. yesterday. Seventeen deaths occurred on November 14 and November 19 in the counties below.

County	Total
Attala	3
Copiah	1
DeSoto	2
Hinds	4
Jackson	1
Madison	2
Oktibbehah	1
Pontotoc	1
Rankin	1
Tishomingo	1

6 COVID-19 related death occurred between October 31 to November 13, identified from death certificate reports.

County	Total
DeSoto	2
Harrison	1
Marshall	2
Sharkey	1

LTC OUTBREAKS

170

Current outbreaks in long-term care facilities only. (See [LTC facility outbreak definition](#).)

About our case counts: We currently update our case totals each day based on test results from the previous day. Outside laboratories also report positive test results to us, which are included in our totals. Repeated tests for the same individual are counted only once. County case numbers and deaths may change as investigation finds new or additional information.

County COVID-19 Data

Race and Ethnicity

- ▶ [Total COVID-19 cases and deaths by county, race and ethnicity](#) PDF
Current and past data tables, updated daily

Data Snapshots for Individual Counties

- ▶ [Weekly COVID-19 snapshots for each Mississippi county](#)

High Cases and Incidence

- ▶ [Mississippi counties ranked by weekly cases and incidence](#)

Cumulative Cases and Deaths by County

Totals of all reported COVID-19 cases for 2020, including those in long-term care (LTC) facilities.

The numbers in this table are provisional. County case numbers and deaths may change as investigation finds new or additional information. The data provided below is the most current available.

County	Total Cases	Total Deaths	Total LTC Facility Cases	Total LTC Facility Deaths
Adams	1318	48	64	14
Alcorn	1410	23	88	10
Amite	486	14	15	2
Attala	1038	33	105	22
Benton	480	17	44	9
Bolivar	2350	83	222	30
Calhoun	706	13	25	4
Carroll	680	14	45	9
Chickasaw	1002	32	47	14
Choctaw	298	7	1	0
Claiborne	572	16	43	9
Clarke	866	53	93	27
Clay	843	26	20	3
Coahoma	1442	40	126	11
Copiah	1567	40	71	9
Covington	1142	34	67	15
De Soto	9358	97	102	20
Forrest	3548	85	176	41
Total	140,429	3,642	7,342	1,397

County	Total Cases	Total Deaths	Total LTC Facility Cases	Total LTC Facility Deaths
Franklin	308	4	4	1
George	1188	23	36	6
Greene	573	22	40	6
Grenada	1340	44	114	21
Hancock	1114	37	59	9
Harrison	6666	105	319	35
Hinds	9338	193	500	82
Holmes	1223	60	102	20
Humphreys	515	18	33	7
Issaquena	108	4	0	0
Itawamba	1424	33	89	17
Jackson	5947	113	117	13
Jasper	788	21	1	0
Jefferson	332	11	13	3
Jefferson Davis	528	16	9	1
Jones	3371	87	188	38
Kemper	395	15	41	9
Lafayette	3061	46	123	28
Lamar	2689	48	43	12
Lauderdale	3224	142	311	77
Lawrence	685	14	26	2
Leake	1292	43	42	7
Lee	4672	91	195	39
Leflore	1977	89	195	47
Lincoln	1766	64	165	36
Lowndes	2218	62	115	33
Madison	4498	101	272	48
Marion	1071	46	92	15
Marshall	2029	43	58	14
Monroe	1857	77	172	52
Montgomery	703	25	53	9
Neshoba	2144	111	144	39
Newton	1016	29	41	10
Total	140,429	3,642	7,342	1,397

County	Total Cases	Total Deaths	Total LTC Facility Cases	Total LTC Facility Deaths
Noxubee	678	17	21	4
Oktibbeha	2351	59	193	31
Panola	2050	47	59	9
Pearl River	1385	66	99	23
Perry	631	24	20	7
Pike	1582	58	98	27
Pontotoc	1875	27	19	2
Prentiss	1359	25	87	6
Quitman	469	6	0	0
Rankin	5078	95	187	26
Scott	1452	29	29	3
Sharkey	300	17	43	8
Simpson	1394	53	131	19
Smith	672	16	55	8
Stone	687	14	58	9
Sunflower	1852	54	84	15
Tallahatchie	941	27	29	7
Tate	1574	47	71	18
Tippah	1183	30	61	4
Tishomingo	1031	42	96	26
Tunica	590	19	15	2
Union	1555	25	46	11
Walthall	732	27	67	13
Warren	1691	56	125	26
Washington	3002	106	181	39
Wayne	1142	22	59	10
Webster	409	14	52	11
Wilkinson	368	22	20	5
Winston	1116	24	54	11
Yalobusha	659	26	80	18
Yazoo	1455	36	137	14
Total	140,429	3,642	7,342	1,397

Case Classifications

Mississippi investigates and reports both probable and confirmed cases and deaths according to the [CSTE case definition](#).

	Confirmed	Probable	Total
Cases	115,817	24,612	140,429
Deaths	3,215	427	3,642

Confirmed cases and deaths are generally determined by positive PCR tests, which detect the presence of ongoing coronavirus infection.

Probable cases are those who test positive by other testing methods such as antibody or antigen, and have recent symptoms consistent with COVID-19, indicating a recent infection.

Probable deaths are those individuals with a designation of COVID-19 as a cause of death on the death certificate, but where no confirmatory testing was performed.

Deaths from COVID-19 and Other Causes

This table of death counts compares COVID-19 deaths in Mississippi by week with deaths from other major causes, including contributing and underlying causes.

- ▶ [Mississippi Provisional Death Counts by Week](#)
Updated weekly

K-12 School Report

Mississippi K-12 schools make weekly reports of cases among students, teachers and staff, number of outbreaks, and teachers and students under quarantine as a result of COVID-19 exposure. An outbreak in a school setting is defined as 3 or more individuals diagnosed with COVID-19 in the same group within a 14-day period.

Note: These cases have been directly reported to MSDH by each school, and may not yet have appeared in our state and county totals of cases reported by laboratories.

- ▶ [K-12 reports of COVID-19 school cases, outbreaks and exposure](#)
Updated weekly

Long-Term Care Facility Cases and Outbreaks

Long-term care (LTC) facilities like nursing homes are considered high risk locations because their residents are older or in poor health. A single confirmed COVID-19 infection in an LTC facility resident, or more than one infection in employees or staff in a 14-day period constitutes an outbreak. Residential care facilities also represent group living facilities where COVID-19 can be easily spread. We investigate residents, staff and close contacts of infected individuals for possible exposure.

These outbreak figures are reported directly to MSDH by the facility. Many of the cases and deaths reported by facilities may not yet be included in our totals of lab-reported cases.

- ▶ [Mississippi COVID-19 cases and deaths in long-term care facilities](#) PDF
Long-term care facilities include nursing homes, personal care homes, assisted living homes, and intermediate care facilities for individuals with intellectual disability (ICF-IID)
- ▶ [Mississippi COVID-19 cases and deaths in residential care facilities](#) PDF
Residential care facilities include psychiatric or chemical dependency residential treatment centers and long-term acute care facilities.

Ongoing Outbreaks in Nursing Homes

Because nursing homes report COVID-19 data directly to the Centers for Medicare and Medicaid (CMS), we have replaced

our usual long-term care facility report with the most recent CMS nursing home data, avoiding duplicate reporting requirements for these facilities.

Data such as illness in residents and staff, deaths in residents, as well as a number of other data elements are now publicly available on the CMS website. MSDH is providing the following links to view this data, which is reported directly by the Nursing Homes and is updated daily.

Note: Cases and deaths listed on the CMS website may not have appeared yet in our county totals, which are based on reports from testing laboratories.

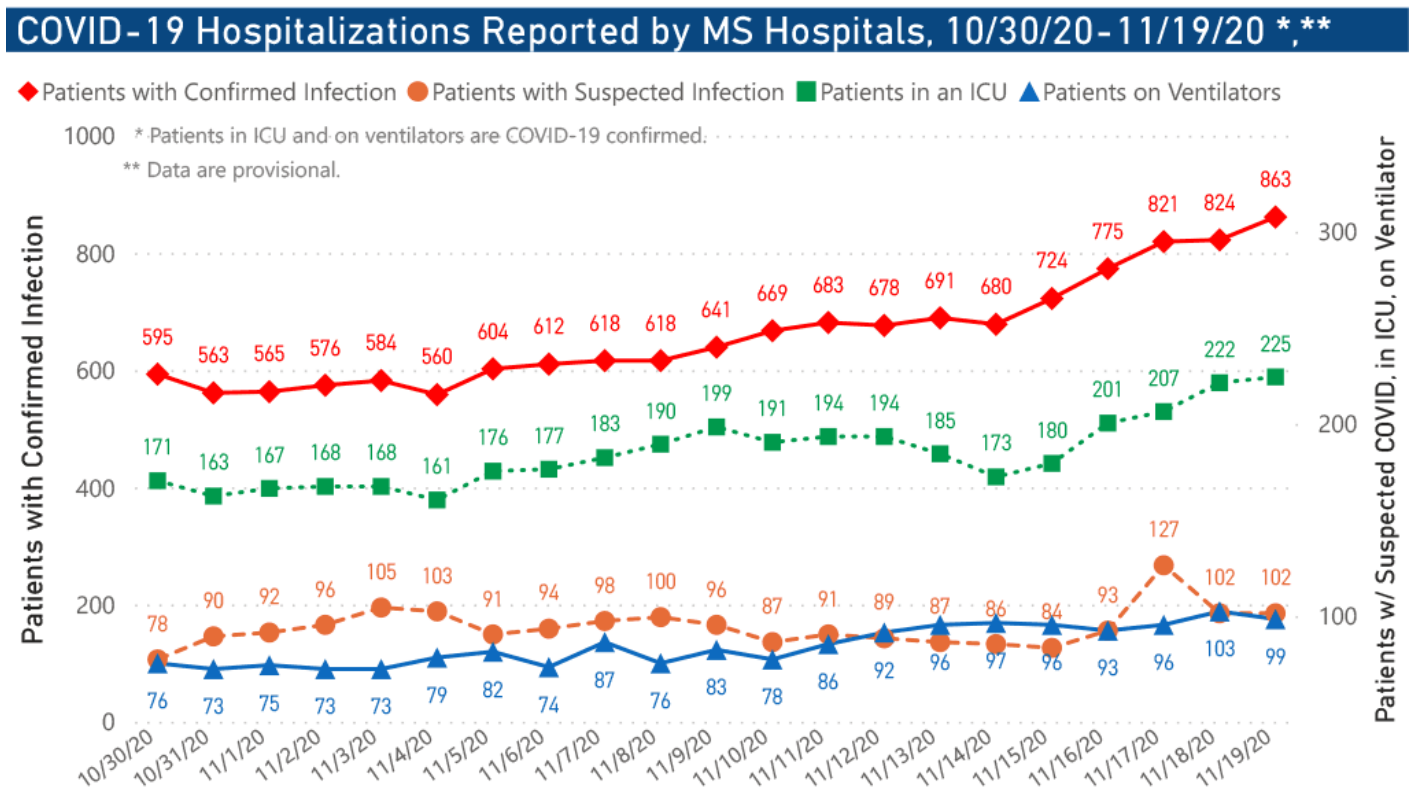
- ▶ [Search for nursing home COVID-19 data](#)
- ▶ [About the CMS COVID-19 dataset](#)
- ▶ [CMS state and national COVID-19 nursing home data](#)

Mississippi COVID-19 Data Charts and Map

All data reports below are updated as they become available.

Hospitalizations and Bed Availability

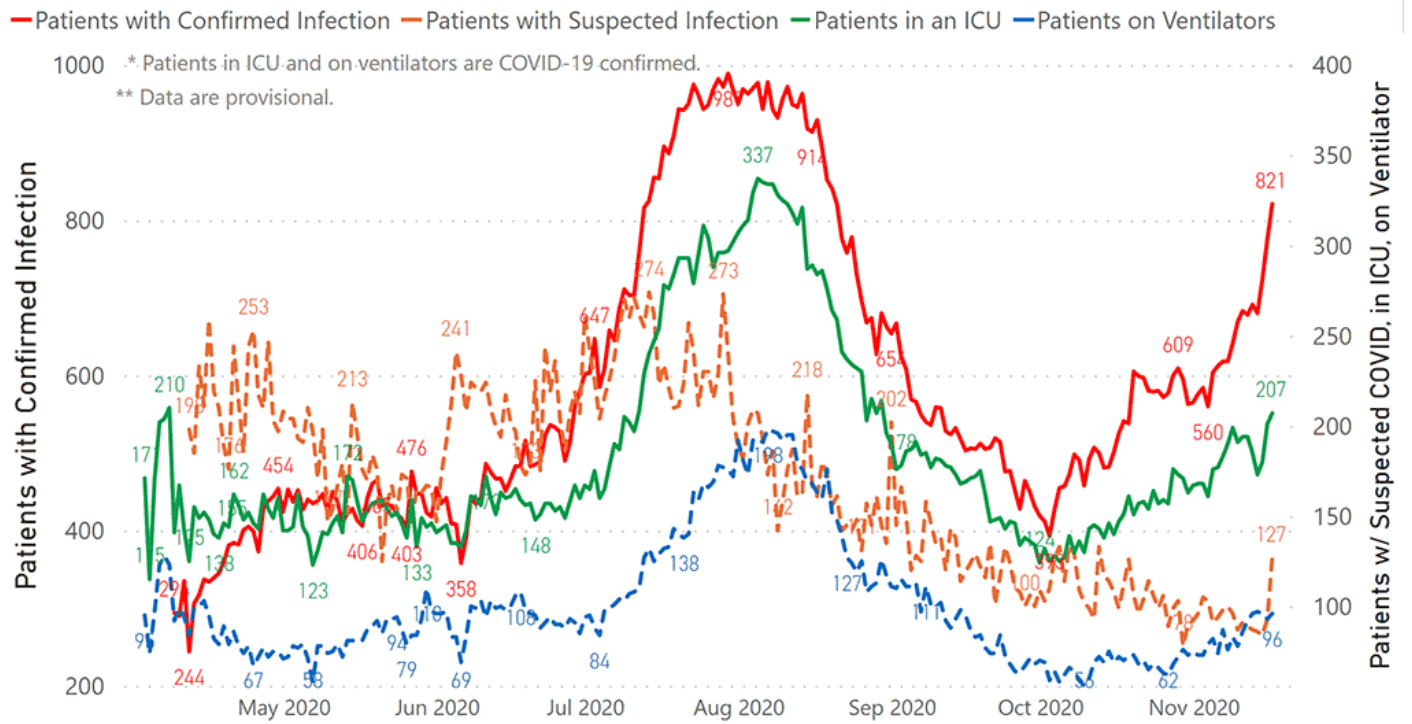
- ▶ [Interactive charts of hospitalizations](#)



Hospitalization and ICU Use to Date

Updated weekly

COVID-19 Hospitalizations Trends, Reported by MS Hospitals as of 11/17/20 **, **



Daily Statewide Data Charts

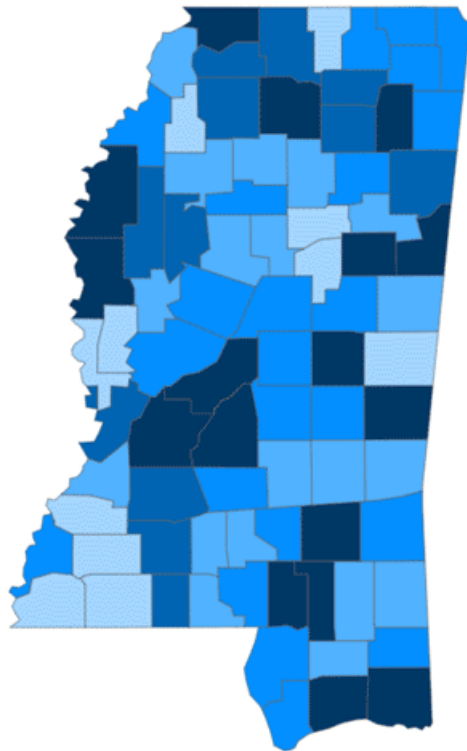
Our state case map and other data charts are also available in interactive form.

- ▶ [View interactive map](#)
- ▶ [View interactive epidemiological trend and syndromic surveillance](#)

The charts below are based on available data at the time of publication. Charts do **not** include cases where insufficient details of the case are known.

Mississippi COVID-19 Cases and Deaths by Race with Ethnicity as of 6 pm CT, November 19, 2020

Total Cases
140,429



● 1 to 500 ● 501 to 1000 ● 1001 to 1500 ● 1501 to 2100 ● >2100

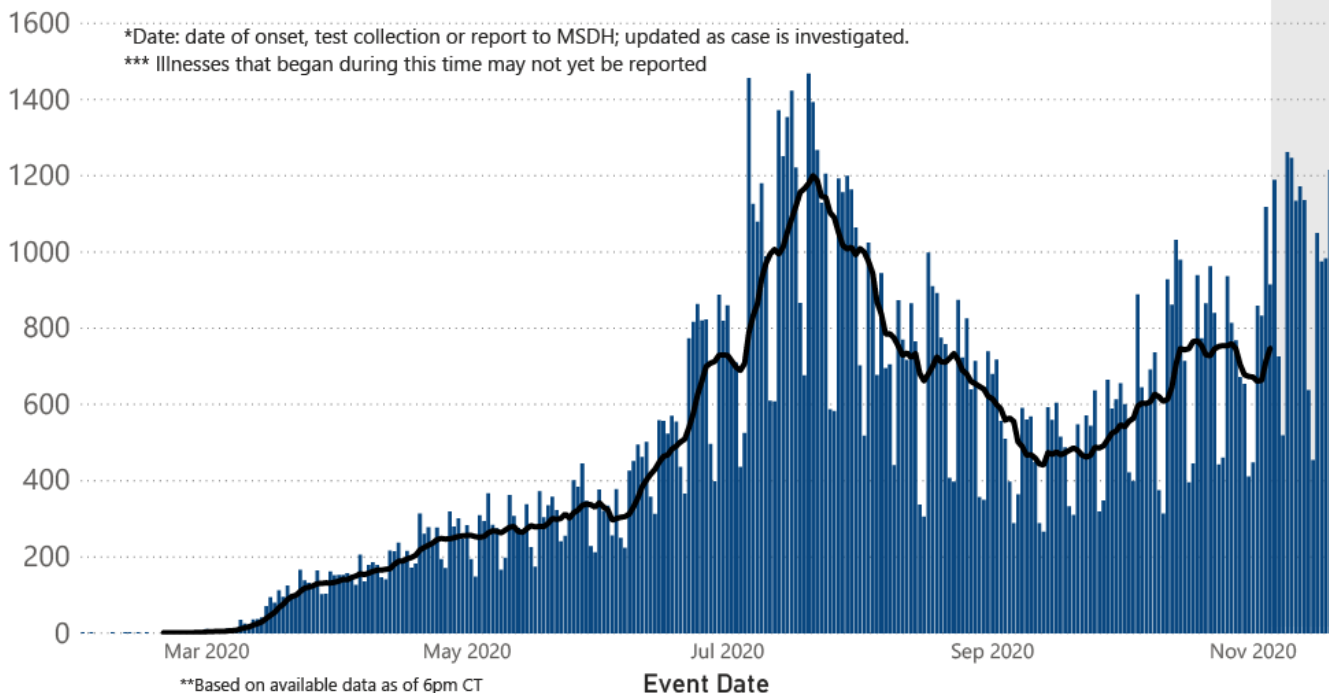
	American Indian or Alaska Native	Asian	Black	White	Other	Unknown
Non Hispanic	649	425	41,770	46,315	1,539	754
Hispanic	22	18	196	1,142	2,130	216
Unknown Ethnicity	805	108	9,115	11,244	5,178	18,803

Total Deaths
3,642

	American Indian or Alaska Native	Asian	Black	White	Other	Unknown
Non Hispanic	65	3	1,431	1,486	18	6
Hispanic	1	0	7	20	15	1
Unknown Ethnicity	21	6	191	255	29	87

COVID-19 Cases by Date* through November 19, 2020**, Mississippi

● Cases — 7 Day Average

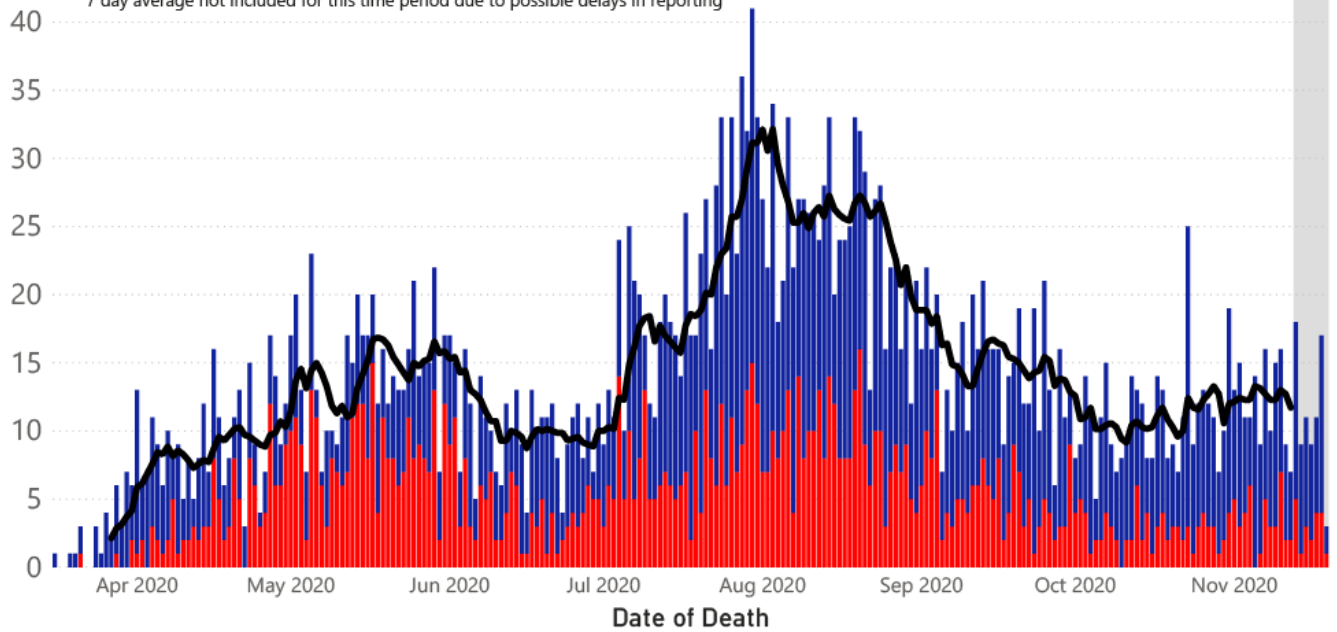


Note: Values up to two weeks in the past on the chart of Cases by Date above can change as we update it with new information from disease investigation.

COVID-19 LTCF* and Non-LTCF Deaths by Date of Death through November 19, 2020**, Mississippi

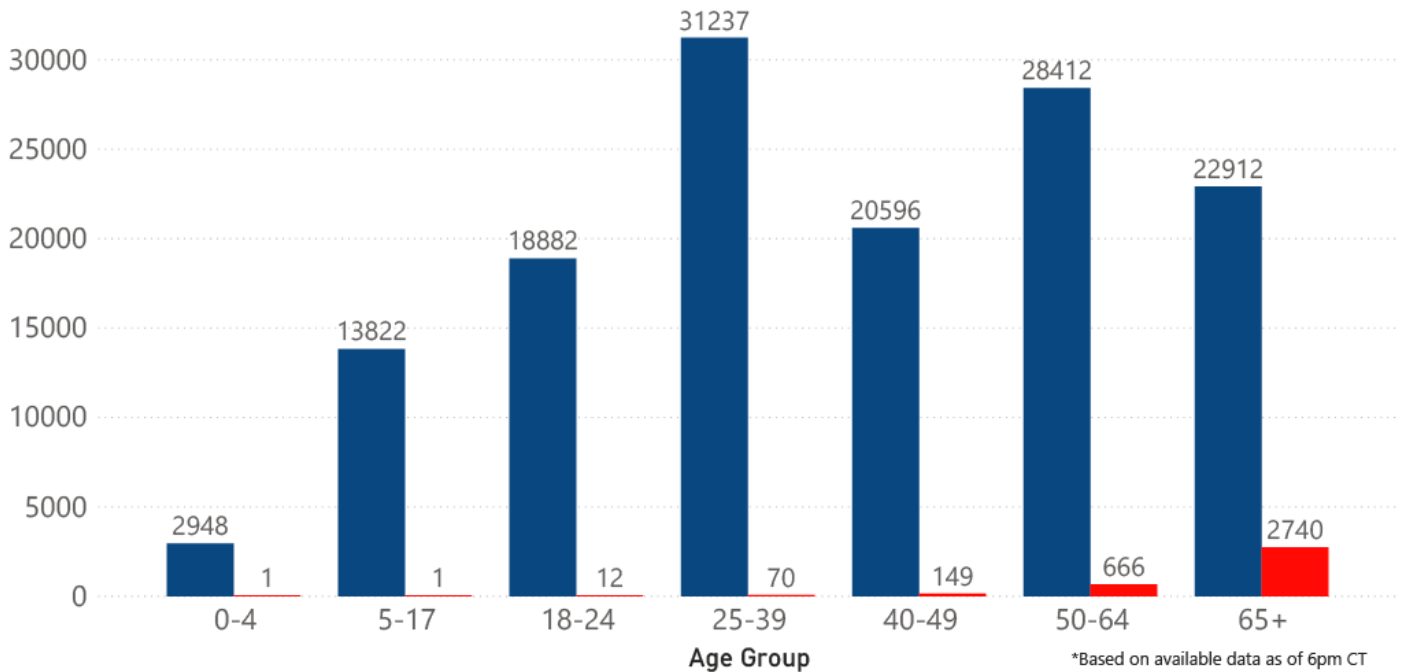
● Resident of LTCF Deaths ● Non-Resident of LTCF Deaths — 7 Day Average

45 *LTCF is Long Term Care Facility and includes Nursing Homes, ICF-IID, Assisted Living, and Personal Care Homes
 **based on available data as of 6pm CT
 ***7 day average not included for this time period due to possible delays in reporting



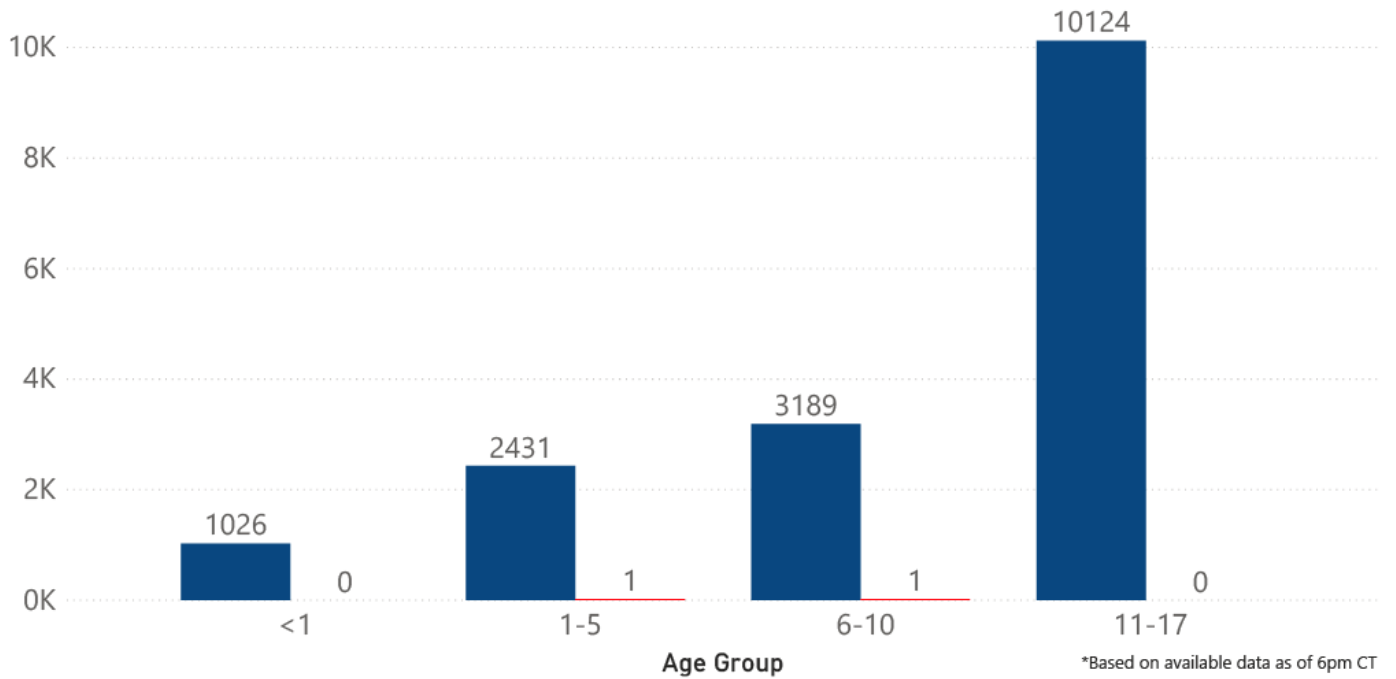
COVID-19 Cases and Deaths by Age Group through November 19, 2020*, Mississippi

● Cases ● Deaths



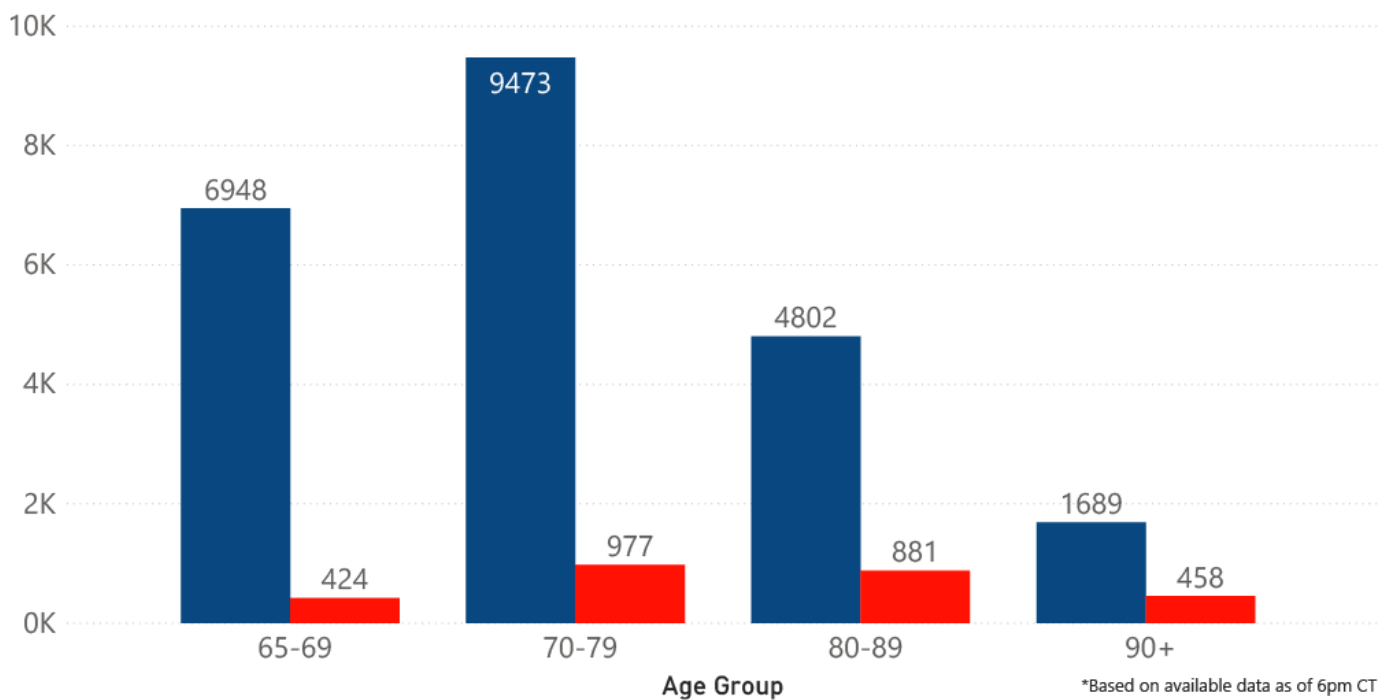
COVID-19 Pediatric Cases and Deaths by Age Group through November 19, 2020*, Mississippi

● Cases ● Deaths



COVID-19 Geriatric Cases and Deaths by Age Group through November 19, 2020*, Mississippi

● Cases ● Deaths



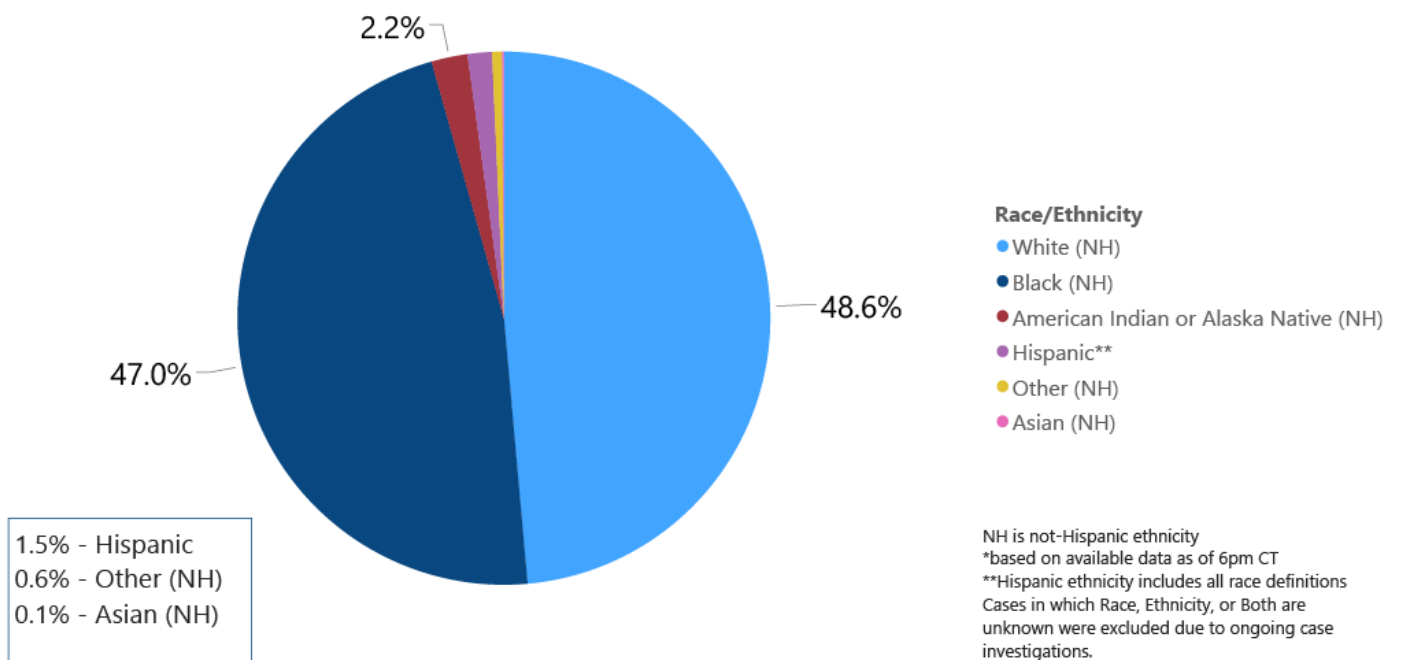
COVID-19 Underlying Conditions in Deaths by Race/Ethnicity through November 15, 2020*, Mississippi

Race/Ethnicity ● Black (NH) ● White (NH) ● American Indian or Alaska Native (NH) ● Hispanic** ● Other (NH) ● Asian (NH)



NH is not-Hispanic ethnicity
 *based on available data as of 6pm CT; Cases still under investigation
 **Hispanic ethnicity includes all race definitions
 Cases in which Race, Ethnicity, or Both are unknown were excluded due to ongoing case investigations.
See the interactive version of the chart for a detailed breakdown of each category

COVID-19 Deaths by Race/Ethnicity through November 15, 2020*, Mississippi



1.5% - Hispanic
 0.6% - Other (NH)
 0.1% - Asian (NH)

NH is not-Hispanic ethnicity
 *based on available data as of 6pm CT
 **Hispanic ethnicity includes all race definitions
 Cases in which Race, Ethnicity, or Both are unknown were excluded due to ongoing case investigations.

COVID-19 Hospitalized Cases by Age through November 15, 2020*, Mississippi



COVID-19 Cumulative Hospitalizations- Investigated Cases November 15, 2020 *



* Cases in which hospitalization is unknown were excluded due to ongoing case investigations; based on available data as of 6 pm CT

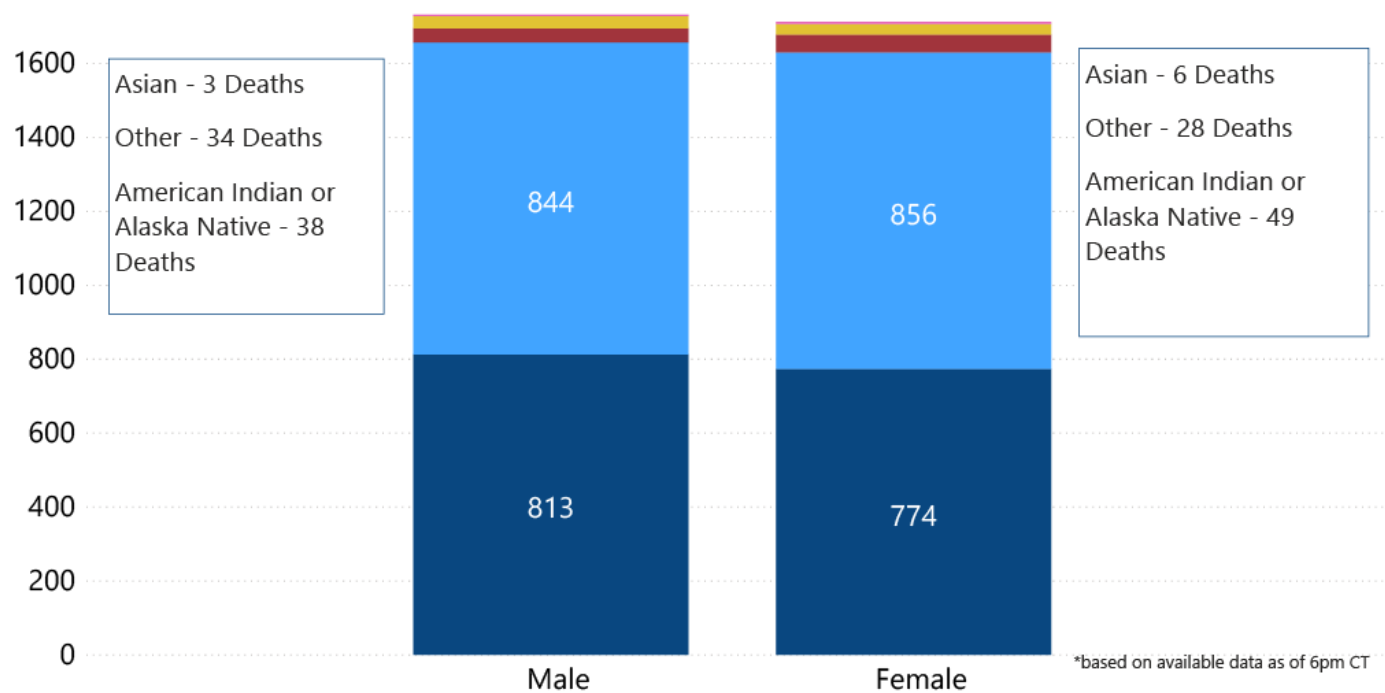
COVID-19 Cases by Race/Ethnicity and Gender through November 15, 2020*, Mississippi

Race/Ethnicity ● Black (NH) ● White (NH) ● Hispanic** ● Other (NH) ● American Indian or Alaska Native (NH) ● Asian (NH)

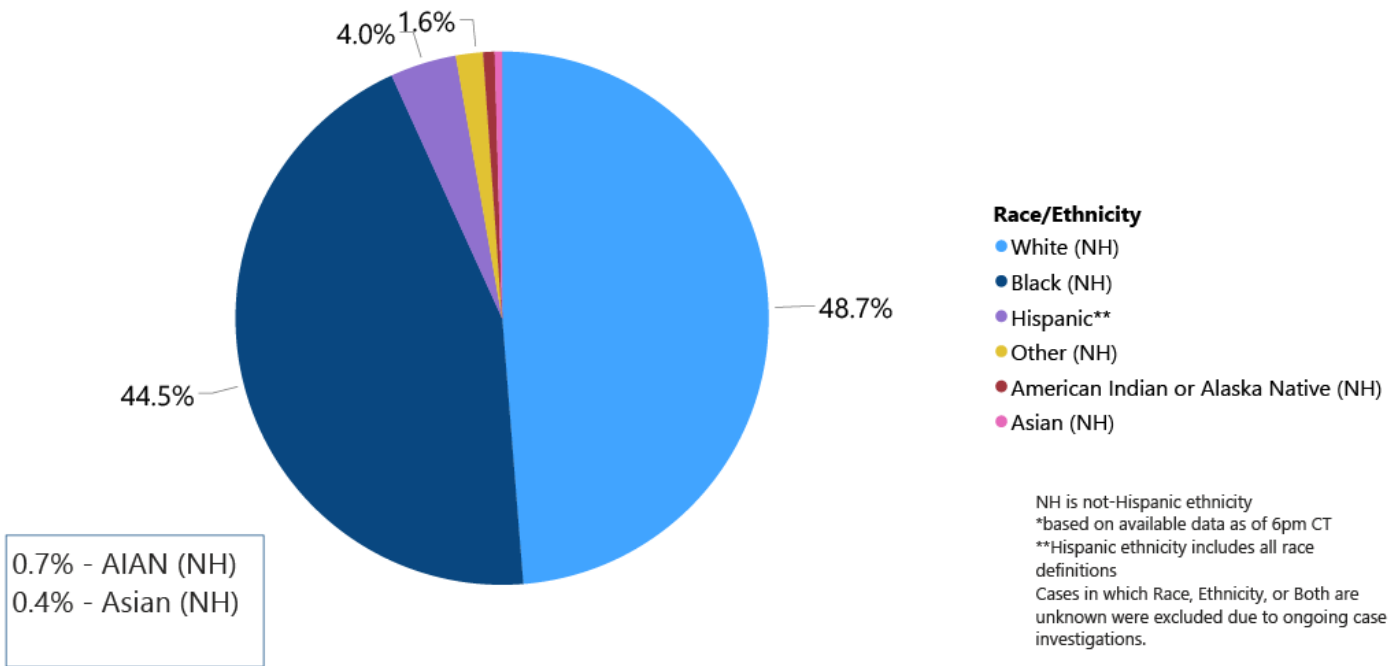


COVID-19 Deaths by Race and Gender through November 15, 2020*, Mississippi

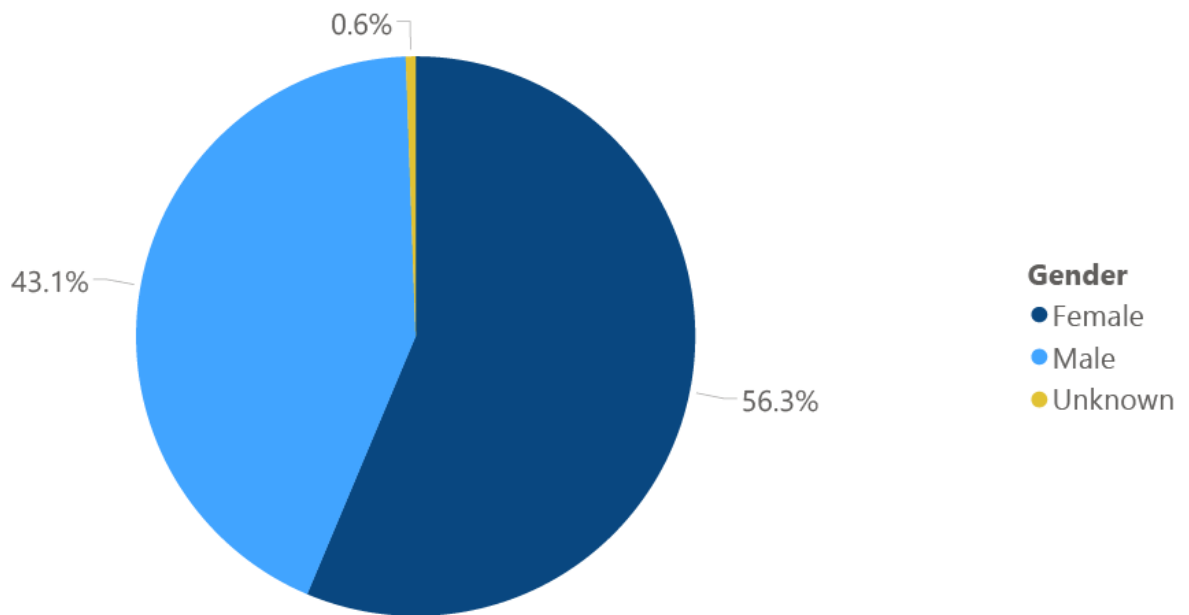
Race ● Black ● White ● American Indian or Alaska Native ● Other ● Asian



COVID-19 Cases by Race/Ethnicity through November 15, 2020*, Mississippi



COVID-19 Cases by Gender through November 15, 2020*, Mississippi



*Based on available data as of 6pm CT

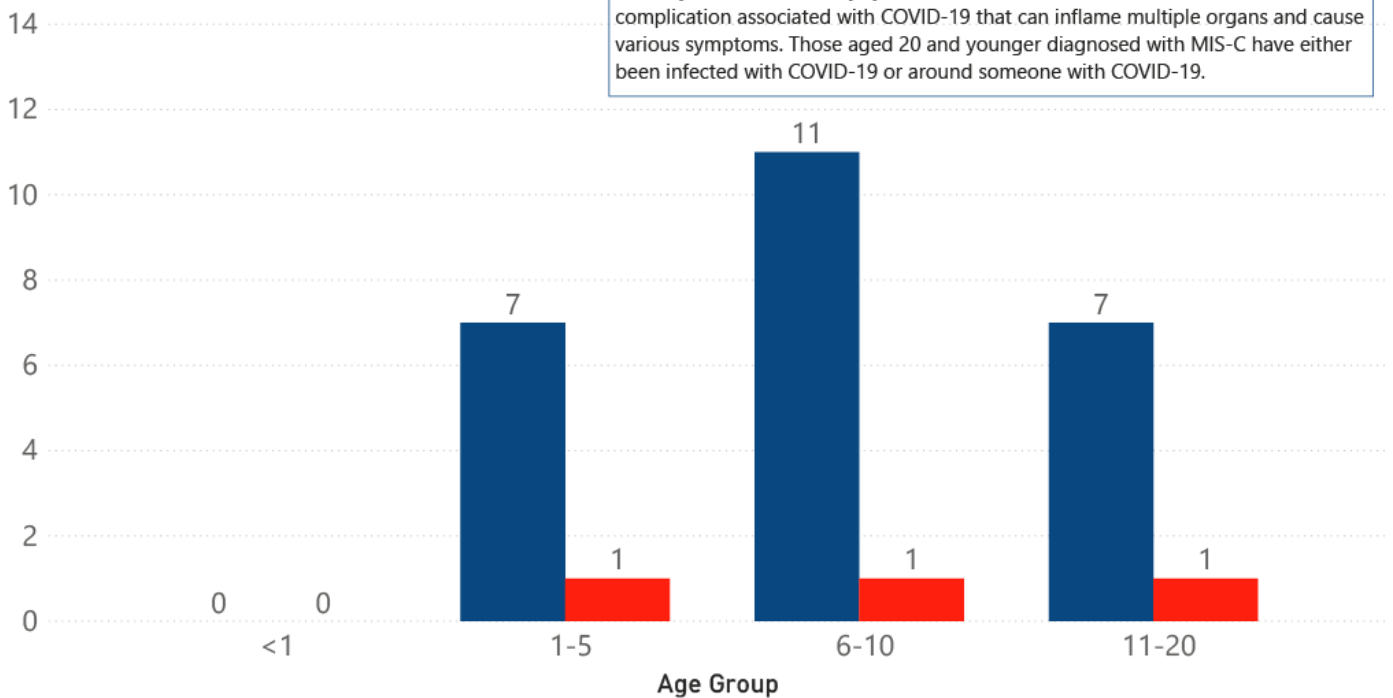
Weekly Pediatric MIS-C Cases and Deaths

[Multisystem inflammatory syndrome in children \(MIS-C\)](#) is a rare but serious condition associated with COVID-19 that causes inflammation in many body parts, including the heart and other vital organs.

MIS-C* Cases and Deaths by Age Group through November 15, 2020, Mississippi

● MIS-C Cases ● MIS-C Deaths

*Multisystem inflammatory syndrome in children (MIS-C): A rare but serious complication associated with COVID-19 that can inflame multiple organs and cause various symptoms. Those aged 20 and younger diagnosed with MIS-C have either been infected with COVID-19 or around someone with COVID-19.



Weekly High Case and High Incidence Counties

Tracking counties with recent high numbers of COVID-19 cases, adjusted for population, provides insight on where local outbreaks are most serious, and where protective measures should be increased. For more accurate reporting, these weekly charts include sample collection dates only up to seven days in the past to allow for case investigation and delays in lab test reports.

Cases counts in these charts is based on the date of illness onset. If the date of illness is not known, the date the test sample was taken, or the date of test result reporting is used instead. Counts are adjusted as cases are investigated.

Counties are ranked by highest weekly case counts, and by weekly incidence (cases proportional to population). A separate table ranking all counties is also available. **All tables updated weekly.**

► [Full tables of counties ranked by weekly incidence and cases](#) PDF

COVID-19 High Incidence MS Counties Over 2 Week Period (October 26- November 8, 2020*)

County	Cases (October 26-November 8)	Cases per 100,000 (October 26-November 8)	Cases to Date (through November 8)	Cases per 100,000 Total	Percent Change
CARROLL	78	784.2	586	5891.2	15%
TATE	193	681.5	1418	5006.9	16%
MARSHALL	238	674.3	1737	4921.5	16%
MONTGOMERY	63	644.5	622	6363.2	11%
BENTON	53	641.7	423	5121.7	14%
PONTOTOC	194	603.0	1700	5283.8	13%
WINSTON	100	556.9	968	5391.3	12%
DESOTO	1010	546.1	8363	4521.9	14%
ITAWAMBA	121	517.3	1293	5528.0	10%
LEE	416	486.9	4069	4762.6	11%
PRENTISS	122	485.6	1214	4831.6	11%
ALCORN	178	481.7	1221	3304.2	17%

*based on available data as of 6pm CT
 Cases based on test date. Cases without test date excluded due to ongoing investigations.
 Table will be updated weekly. A one week lag is used for reporting.

COVID-19 High Case MS Counties Over 2 Week Period (October 26-November 8, 2020*)

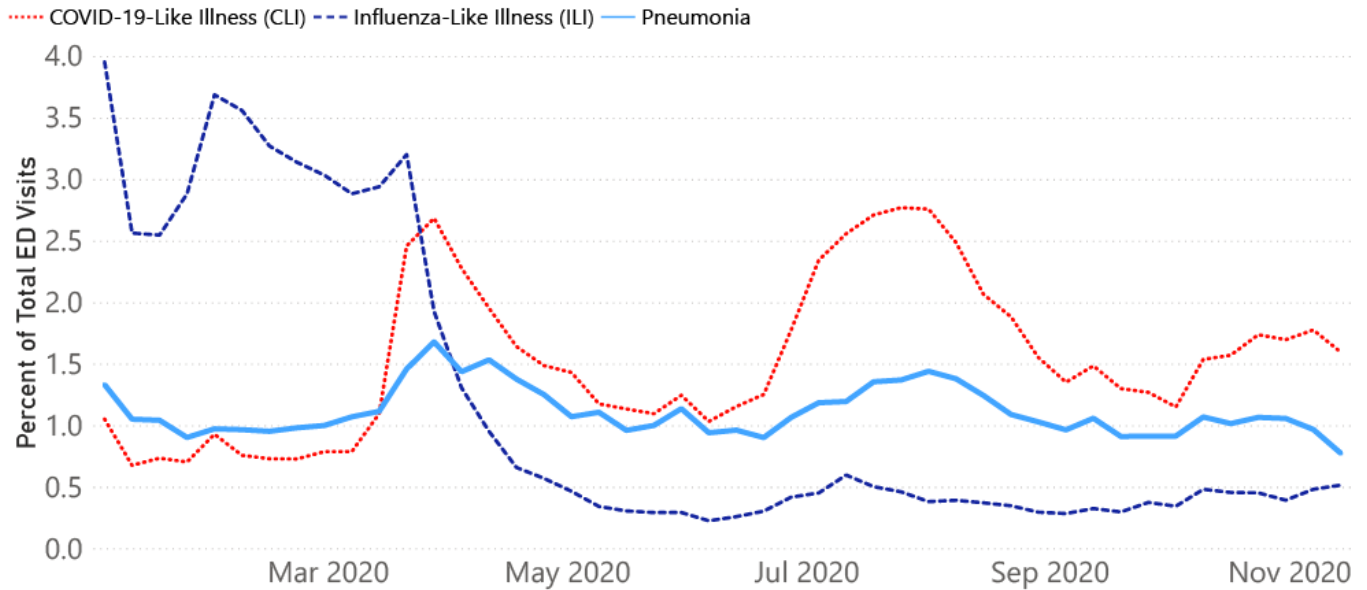
County	Cases (October 26-November 8)	Cases per 100,000 (October 26-November 8)	Cases to Date (through November 8)	Cases per 100,000 Total	Percent Change
DESOTO	1010	546.1	8363	4521.9	14%
HARRISON	667	320.5	6191	2975.3	12%
JACKSON	658	458.2	5531	3851.2	14%
HINDS	522	225.2	8602	3710.3	6%
RANKIN	425	273.7	4515	2907.8	10%
LEE	416	486.9	4069	4762.6	11%
LAUDERDALE	330	445.2	2878	3882.6	13%
MARSHALL	238	674.3	1737	4921.5	16%
MADISON	230	216.4	4115	3872.1	6%
LAMAR	210	331.5	2545	4017.8	9%
JONES	198	290.8	3175	4662.4	7%
FORREST	197	263.0	3315	4426.1	6%

*based on available data as of 6pm CT
 Cases based on test date. Cases without test date excluded due to ongoing investigations.
 Table will be updated weekly. A one week lag is used for reporting.

Syndromic Surveillance

Emergency department visits by those with symptoms characteristic of COVID-19, influenza and pneumonia, updated weekly.

Percentage of Emergency Department and Clinic visits for CLI, ILI, and Pneumonia Cases Weekly Statewide Summary, January 4, 2020 - November 14, 2020



*The graph represents syndromic surveillance data from emergency department visits, reported electronically by hospitals throughout the state, that are consistent with COVID-19-Like Illness (CLI), Influenza-Like Illness (ILI), and Pneumonia. Based on available data as of 6pm CT. Graph will be updated weekly.

Estimated Recoveries

Presumed COVID-19 cases recovered, estimated weekly (does not include cases still under investigation).

COVID-19 Presumed Recovered Cases through November 15, 2020, Mississippi

116,683

Presumed Recovered*

*Reflects Provisional Estimates. Presumed Recovered if:

- 1) It has been 14 days or more since the case tested positive, if they were not hospitalized
- 2) It has been 21 days or more since the case tested positive, if they were hospitalized or hospitalization was unknown.

All deaths excluded. Presumed recovered counts will be updated weekly.

- ▶ [COVID-19 cases in the United States \(CDC\)](#)
- ▶ [U.S. COVID-19 Tracker \(CDC\)](#)
- ▶ [COVID-19 Global Case Map \(Johns Hopkins University\)](#)

COVID-19 Testing

Statewide Combined Testing as of November 14

COVID-19 testing providers around the state include commercial laboratories as well as hospital labs. Combined with testing done by the MSDH Public Health Laboratory, the figures provide a complete picture of all Mississippi testing. (Updated weekly)

PCR testing detects current, active COVID-19 infection in an individual.

Antibody (serology) testing identifies individuals with past COVID-19 infection based on antibodies they develop one to three weeks after infection.

Antigen testing is another way to identify current COVID-19 infection.

	Total tests	PCR	Antibody	Antigen
MSDH Public Health Laboratory	124,935	123,693	1,242	0
Other testing providers	1,089,000	895,908	47,100	145,992
Total tests for COVID-19 statewide	1,213,935	1,019,601	48,342	145,992

MSDH Individuals Tested as of November 19

MSDH Public Health Laboratory (MPHL) testing totals as of 3 p.m. These totals are for tests performed at the MPHL only.

- Total individuals tested by the MPHL: **86,214**
- Total positive individuals from MPHL tests: **9,500**

Getting Tested for COVID-19

The MSDH Public Health Laboratory, its partners, and private providers are testing statewide for COVID-19.

Anyone with symptoms of fever, severe cough or severe chest pains – especially those who are older or in poor health – should make arrangements for testing with their doctor or one of the many healthcare providers now performing testing. Healthcare providers can assess your health history and symptoms, and perform testing for COVID-19 as needed. MSDH is also helping conduct free drive-up testing sites in many parts of the state. **Always call ahead to the testing provider for instructions on safely being examined before you visit for your test.**

- ▶ [Find a COVID-19 testing provider near you](#)

Prevention and Guidance for Individuals and the Community

- ▶ [Preventive steps to take, recommendations, guidance and general information on COVID-19](#)

Get COVID-19 e-mail updates daily with our free newsletter:



Related resources

- ▶ [IT IS REAL: COVID-19 as Told by Survivors](#)
- ▶ [Local COVID-19 Testing Providers](#)
- ▶ [COVID-19 Guidance and Prevention for Individuals and the Community](#)
Updated November 17, 2020

More topics

- ▶ [\[Espanol, Tieng Viet, ASL \]](#)
- ▶ [County Data](#)
- ▶ [Diagnostic Testing EUA](#)
- ▶ [Handouts and Posters](#)
- ▶ [Healthcare Professionals](#)
- ▶ [Interactive Map and Charts](#)
- ▶ [Long-Term Care Outbreaks](#)
- ▶ [Prevention and Safety Guidance](#)
- ▶ [School Cases and Outbreaks](#)
- ▶ [Testing for COVID-19](#)

65 or older?

**Stay Home.
Stay Safe.
Stay Healthy.**

[LEARN MORE](#)



AGENCY

[About Us](#)

[Administration](#)

[Board of Health](#)

[County Offices](#)

[Institutional Review](#)

[Jobs](#)

[Locations](#)

[Public Health Laboratory](#)

[RFPs/Grants](#)

[More »](#)

[Intranet](#)

[OHIT+ER Service Center](#)

[Webmail](#)

INFORMATION

[Apps](#)
[Calendar of Events](#)
[Contact Us](#)
[Meetings](#)
[Health Resources](#)
[Hotlines](#)
[Locations](#)
[News](#)
[Newsletter](#)
[Phone Numbers](#)
[Español](#)

I NEED A ...

[Birth Certificate](#)
[Certificate of Need](#)
[Children's Health Insurance](#)
[Complaint Form](#)
[Criminal History Check](#)
[Death Certificate](#)
[Divorce Record](#)
[Food Permit](#)
[Immunization Record](#)
[J-1 Visa](#)
[License Verification](#)
[Marriage Record](#)
[Professional License](#)
[Public Records Request](#)
[Wastewater Application](#)

PUBLICATIONS

[Annual Report](#)
[CON Weekly Reports](#)
[Health Facilities Directory](#)
[Mississippi Morbidity Reports](#)
[Public Health Report](#)
[State Health Plan](#)
[Strategic Plan](#)
[More »](#)

